



US00D704844S

(12) **United States Design Patent**
Saeki

(10) **Patent No.:** **US D704,844 S**

(45) **Date of Patent:** **** May 13, 2014**

(54) **ULTRASONIC PROBE**

(71) Applicant: **Nihon Dempa Kogyo Co., Ltd.**, Tokyo (JP)

(72) Inventor: **Isao Saeki**, Saitama (JP)

(73) Assignee: **Nihon Dempa Kogyo Co., Ltd.**, Tokyo (JP)

(**) Term: **14 Years**

(21) Appl. No.: **29/464,682**

(22) Filed: **Aug. 20, 2013**

(30) **Foreign Application Priority Data**

Mar. 28, 2013 (JP) 2013-006941

(51) **LOC (10) Cl.** **24-01**

(52) **U.S. Cl.**
USPC **D24/187**

(58) **Field of Classification Search**

USPC D24/138, 141, 158, 164, 165, 167, 170,
D24/186-187, 133, 160; D10/57, 60, 78,
D10/80; 600/407, 461, 446, 459; 378/98.7,
378/98.8, 189

See application file for complete search history.

(56) **References Cited**

U.S. PATENT DOCUMENTS

D387,867 S * 12/1997 Henderson et al. D24/187
D389,919 S * 1/1998 Ninomiya et al. D24/186
6,436,050 B2 * 8/2002 Garrison et al. 600/459

D544,606 S 6/2007 Hasegawa et al.
D546,460 S 7/2007 Hasegawa
D596,299 S * 7/2009 Han et al. D24/186
D598,108 S 8/2009 Hasegawa
D616,991 S * 6/2010 Kitayama D24/186
D634,849 S * 3/2011 Kanokogi et al. D24/187
D639,434 S * 6/2011 Wodecki et al. D24/160
D681,825 S * 5/2013 Shinohara et al. D24/186
D681,828 S * 5/2013 Shinohara et al. D24/186

* cited by examiner

Primary Examiner — T. Chase Nelson

Assistant Examiner — Mark Cavanna

(74) *Attorney, Agent, or Firm* — Edwards Wildman Palmer LLP; Scott D. Wofsy

(57) **CLAIM**

The ornamental design for an ultrasonic probe, as shown and described.

DESCRIPTION

FIG. 1 is a perspective view of the ultrasonic probe as viewed from above;

FIG. 2 is a perspective view of the ultrasonic probe as viewed from below;

FIG. 3 is a front elevation view of the ultrasonic probe;

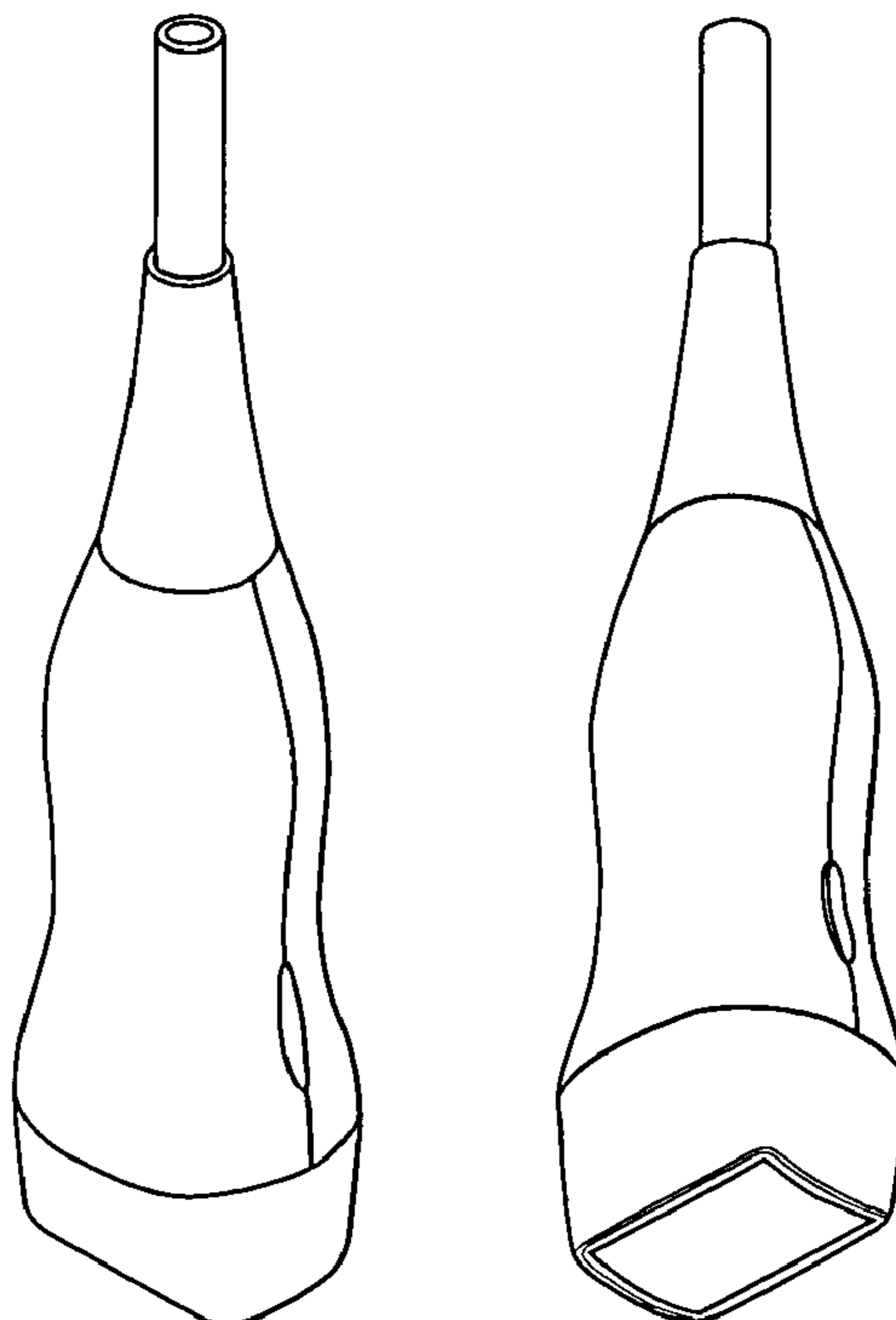
FIG. 4 is a left side elevation view of the ultrasonic probe;

FIG. 5 is a right side elevation view of the ultrasonic probe;

FIG. 6 is a top plan view of the ultrasonic probe; and,

FIG. 7 is a bottom plan view of the ultrasonic probe.

1 Claim, 4 Drawing Sheets



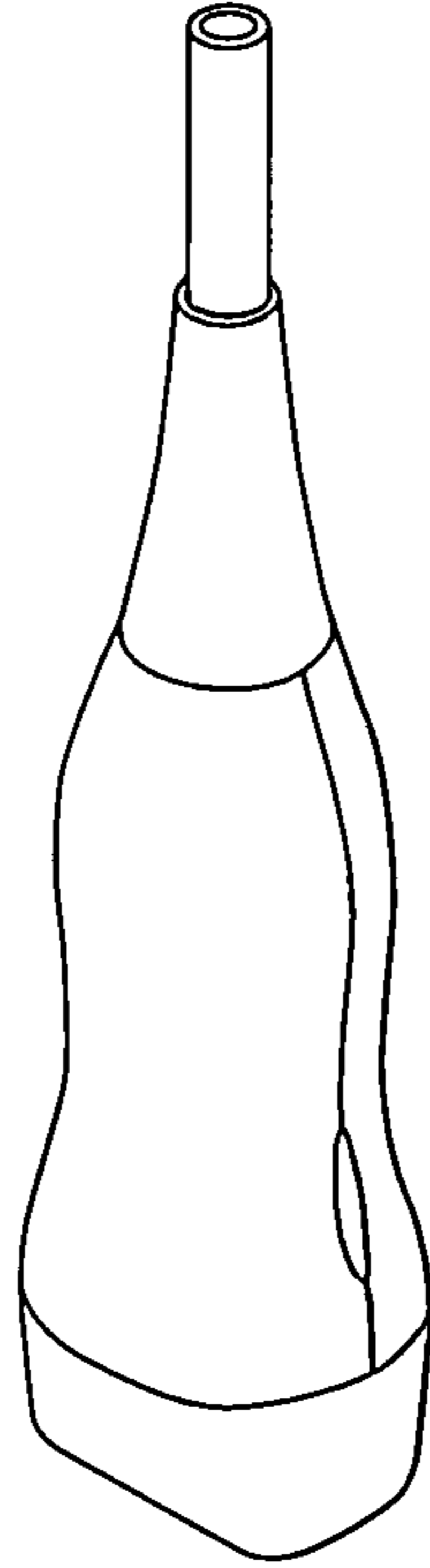


FIG. 1

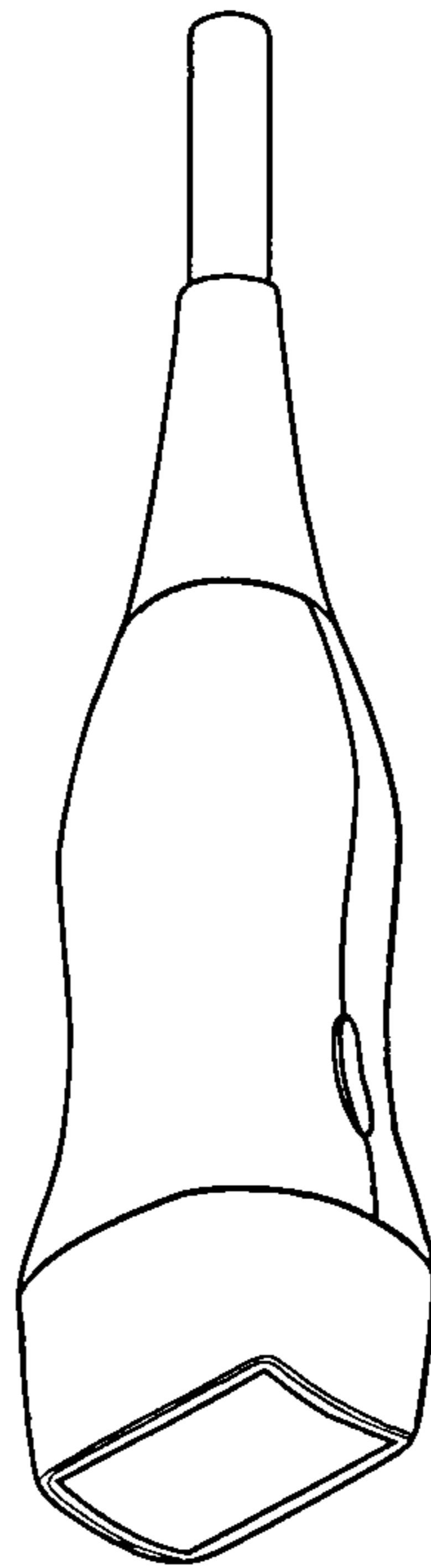


FIG. 2

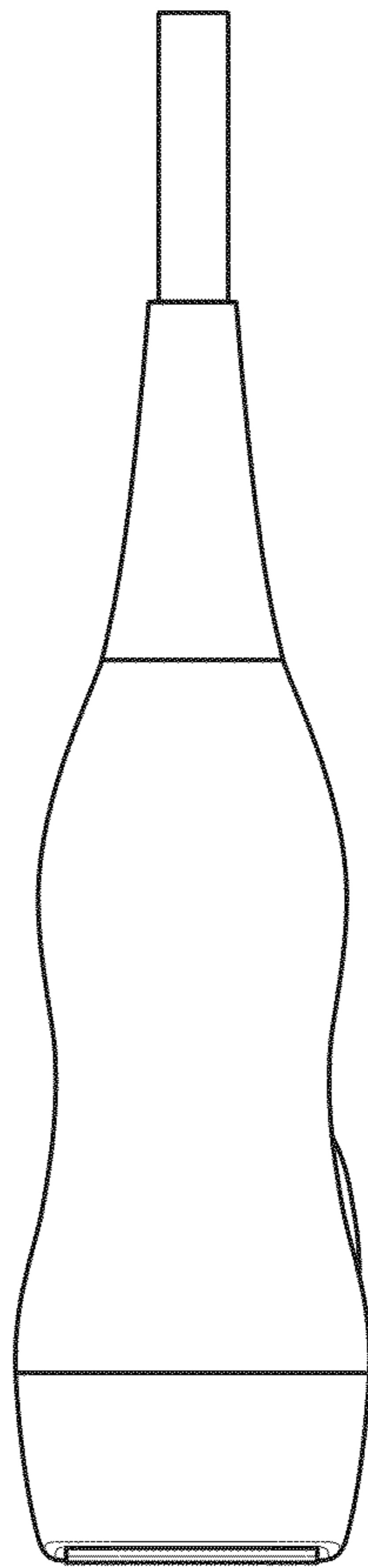


FIG.3

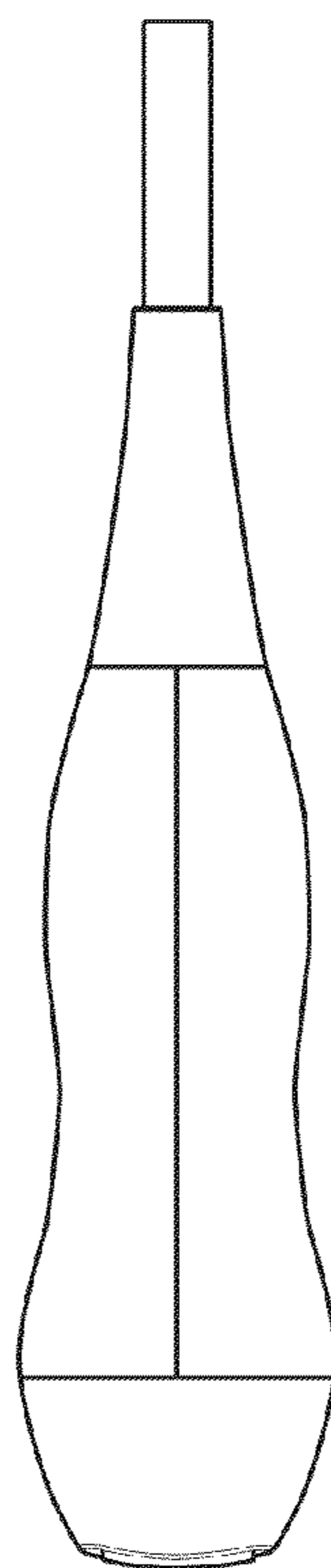


FIG.4

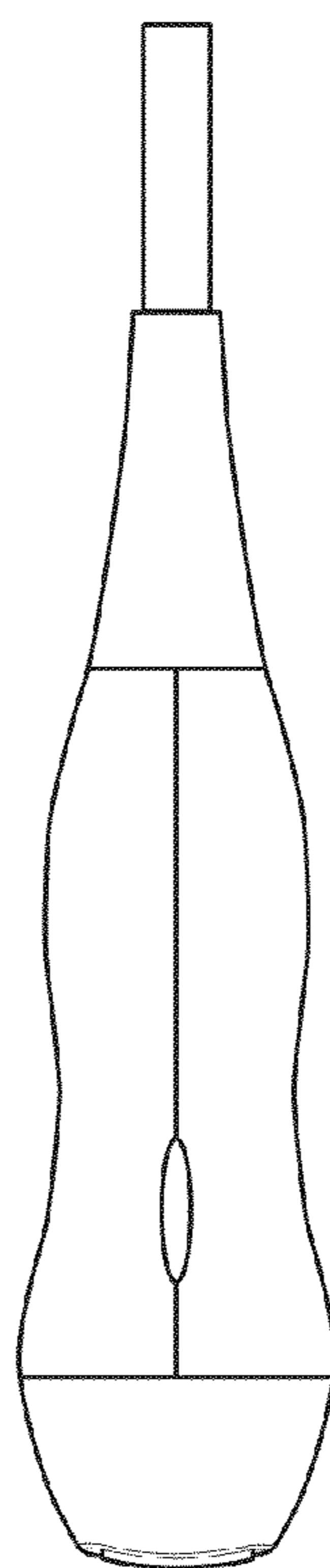


FIG.5

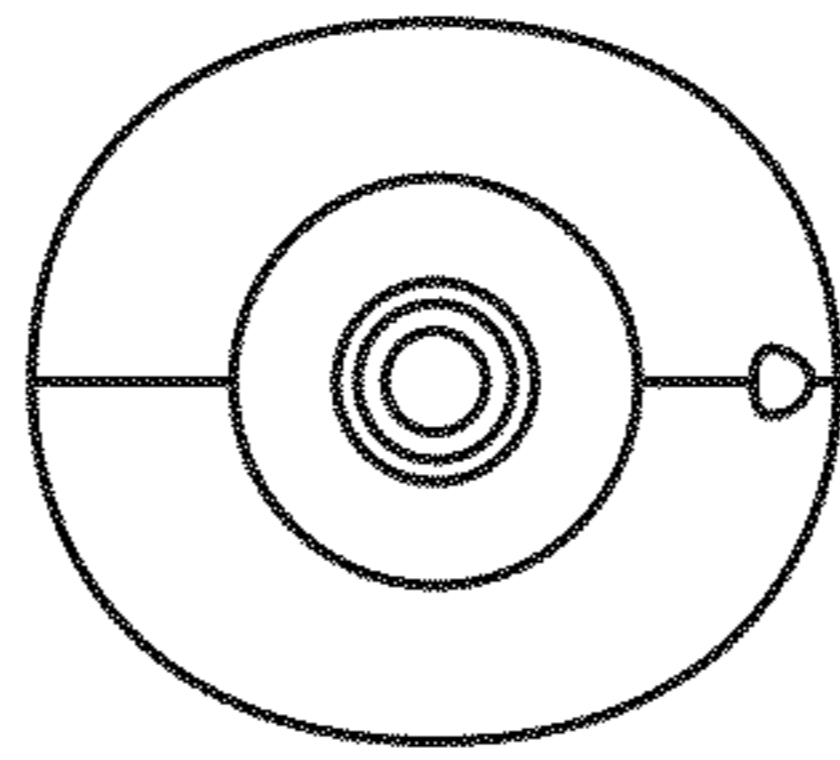


FIG. 6

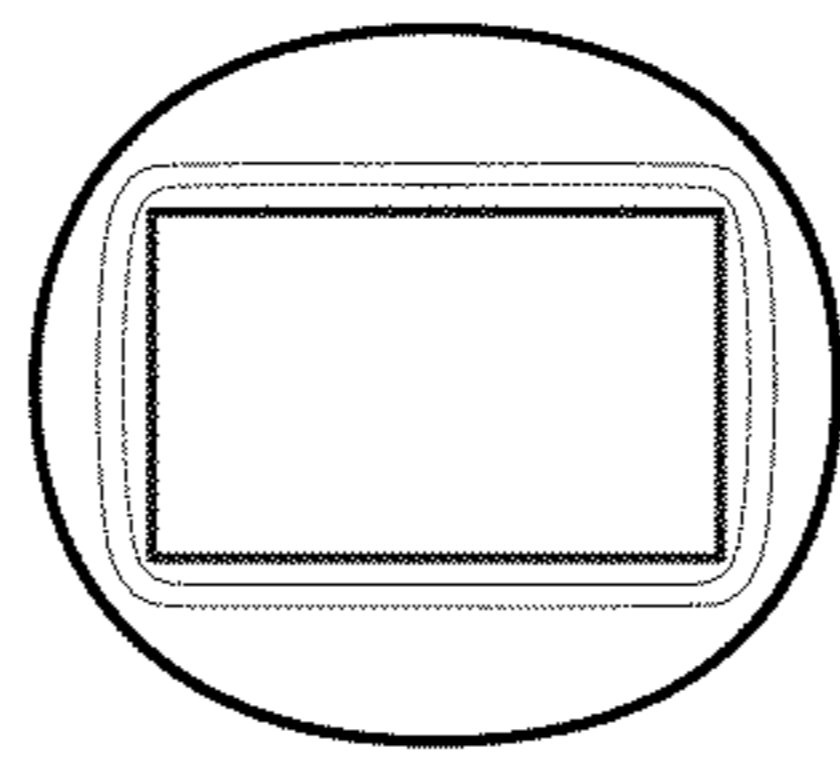


FIG. 7