



US00D704835S

(12) **United States Design Patent**  
**Hajarian et al.**

(10) **Patent No.:** **US D704,835 S**

(45) **Date of Patent:** **\*\* May 13, 2014**

(54) **SURGICAL RETRACTOR WITH SUCTION TIP**

(71) Applicants: **Hamid Cyrus Hajarian**, Fountain Valley, CA (US); **Vahid Hamidi**, Aliso Viejo, CA (US)

(72) Inventors: **Hamid Cyrus Hajarian**, Fountain Valley, CA (US); **Vahid Hamidi**, Aliso Viejo, CA (US)

(\*\*) Term: **14 Years**

(21) Appl. No.: **29/421,929**

(22) Filed: **Oct. 22, 2012**

(51) **LOC (10) Cl.** ..... **24-02**

(52) **U.S. Cl.**  
USPC ..... **D24/135**

(58) **Field of Classification Search**  
USPC ..... D24/133, 135, 140, 152, 176; 433/140, 433/141; 600/210, 217, 235, 237, 201, 214, 600/240; 606/191

See application file for complete search history.

(56) **References Cited**

**U.S. PATENT DOCUMENTS**

D44,391 S \* 7/1913 Weder et al. .... D24/136  
D53,649 S \* 7/1919 Weder et al. .... D24/136  
5,709,646 A \* 1/1998 Lange ..... 600/203

5,792,159 A \* 8/1998 Amin ..... 606/161  
5,876,201 A \* 3/1999 Wilson et al. .... 433/80  
6,461,368 B2 \* 10/2002 Fogarty et al. .... 606/151  
D528,207 S \* 9/2006 Kling ..... D24/146  
7,694,682 B2 \* 4/2010 Petersen et al. .... 128/207.15  
D617,447 S \* 6/2010 Hajarian et al. .... D24/112  
D622,381 S \* 8/2010 Hajarian et al. .... D24/135  
D629,516 S \* 12/2010 Firmin ..... D24/135  
2011/0112372 A1 \* 5/2011 Hajarian et al. .... 600/205

\* cited by examiner

*Primary Examiner* — Bridget L Eland

(57) **CLAIM**

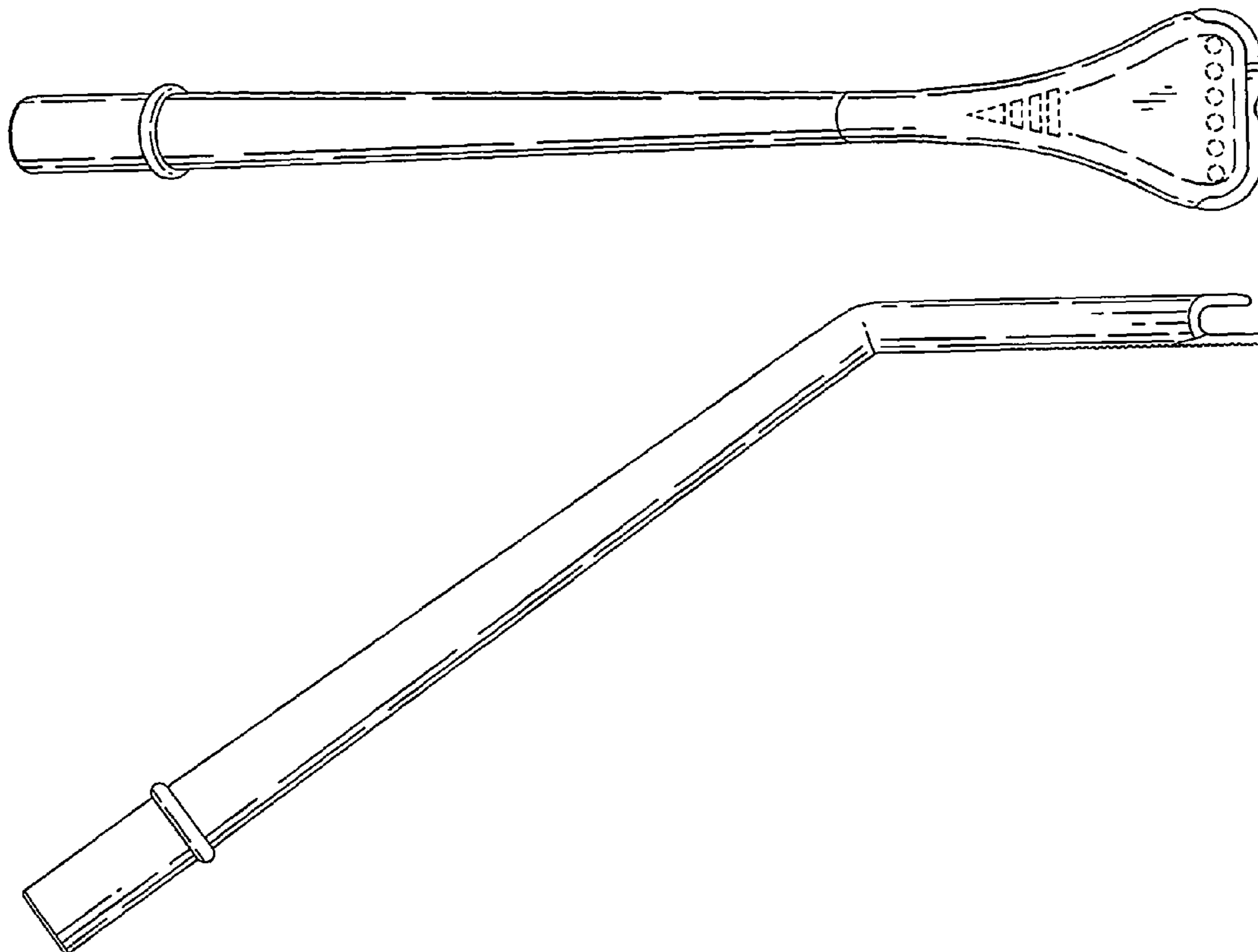
The ornamental design for a surgical retractor with suction tip, as shown & described.

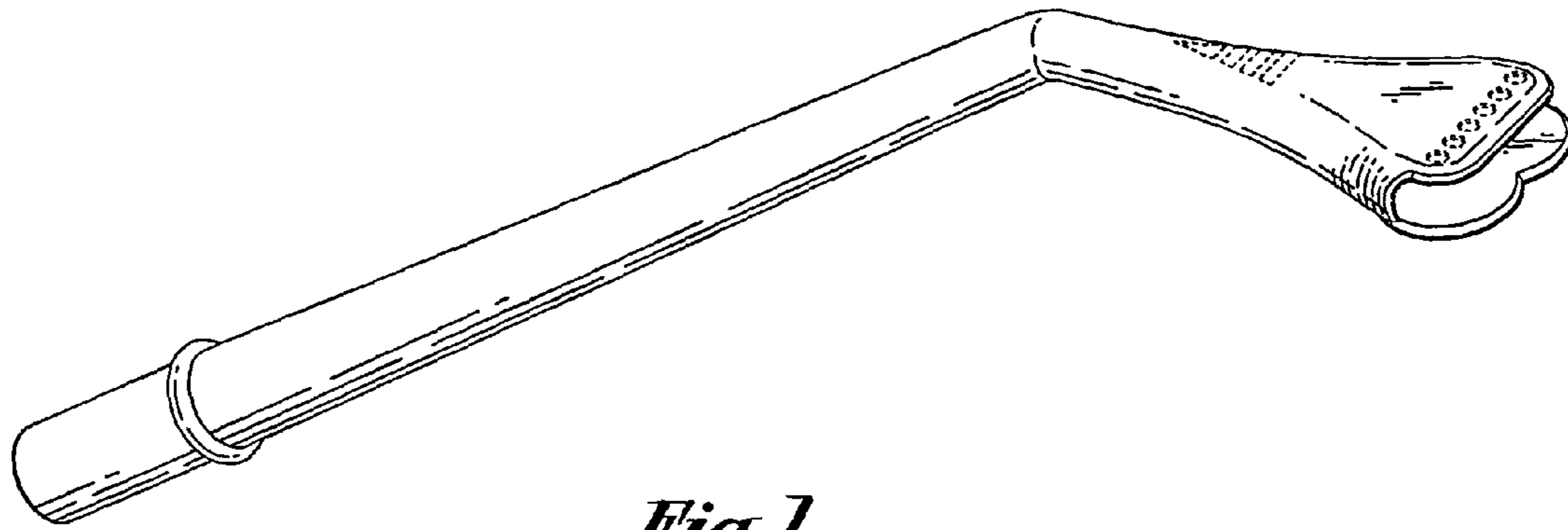
**DESCRIPTION**

FIG. 1 is a top perspective view of a surgical retractor with suction tip showing our new design;  
FIG. 2 is a top view thereof;  
FIG. 3 is a right side elevation thereof, and left side view is being identical and mirror image of the right side;  
FIG. 4 is a bottom view thereof;  
FIG. 5 is a front view thereof; and,  
FIG. 6 is a rear view thereof.

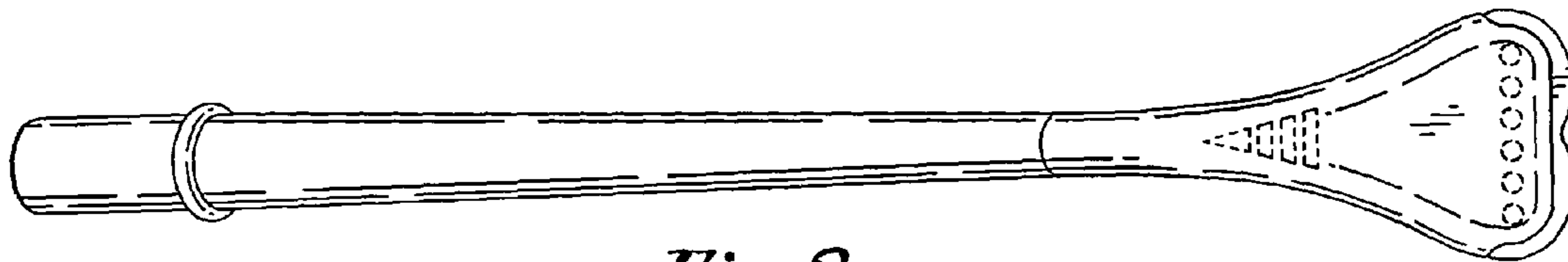
The broken lines shown in FIG. 1-2 are included for the purpose of illustrating portions of the surgical retractor with suction tip that form no part of the claimed design.

**1 Claim, 2 Drawing Sheets**

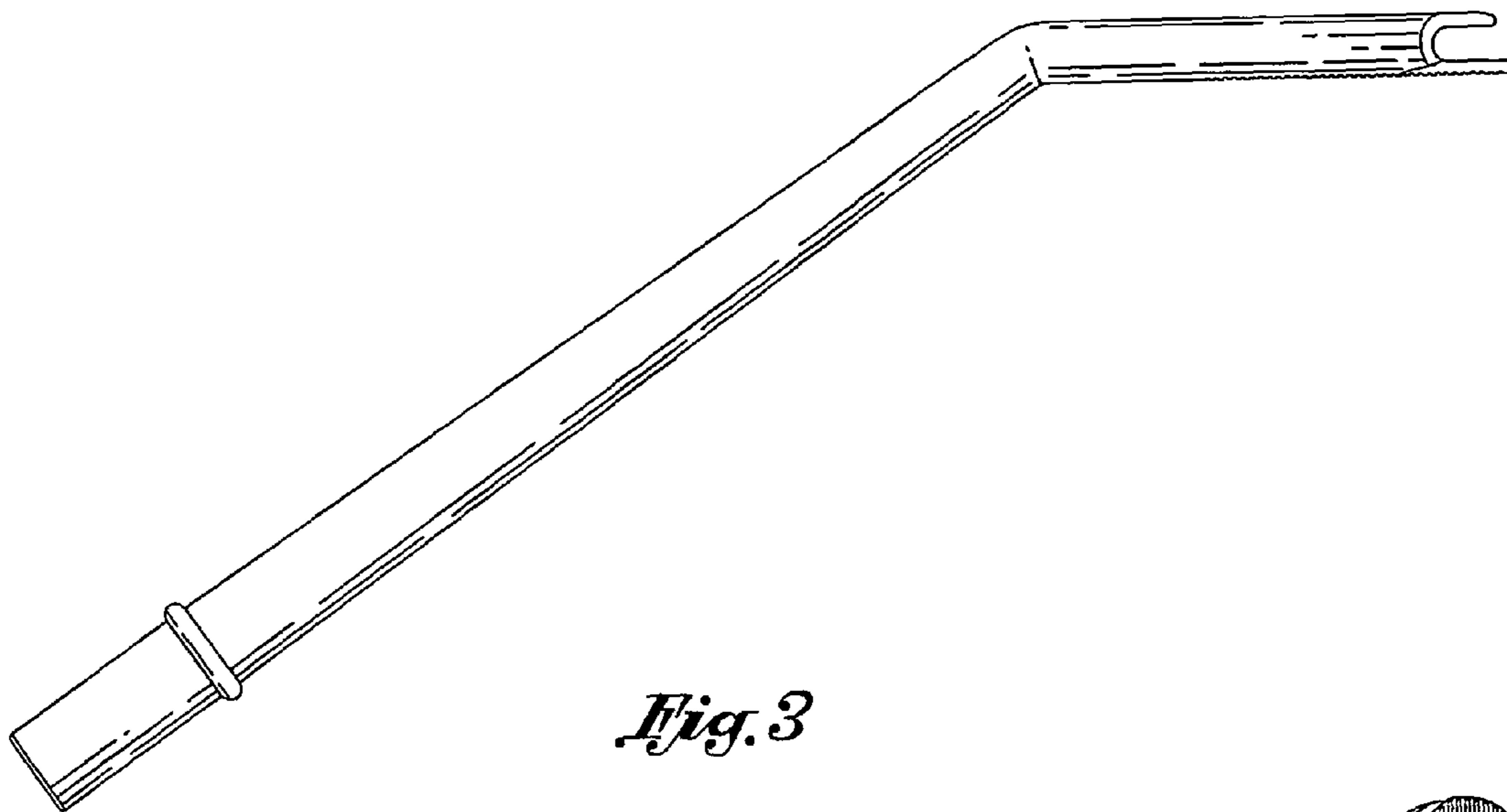




*Fig. 1*



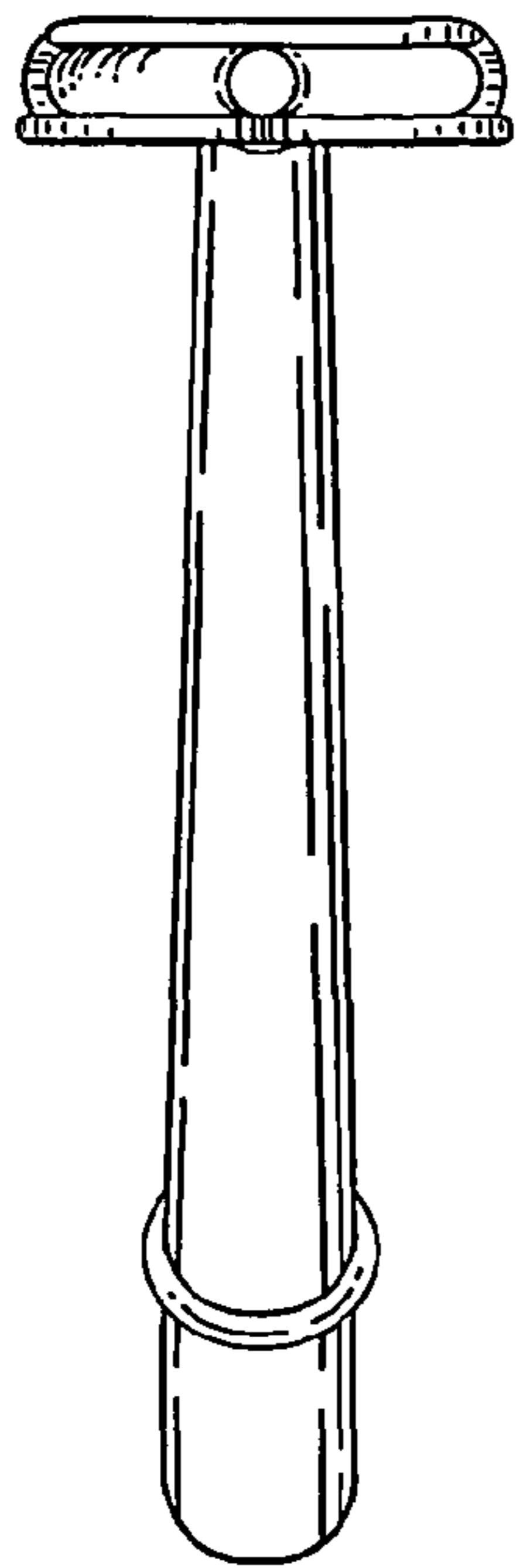
*Fig. 2*



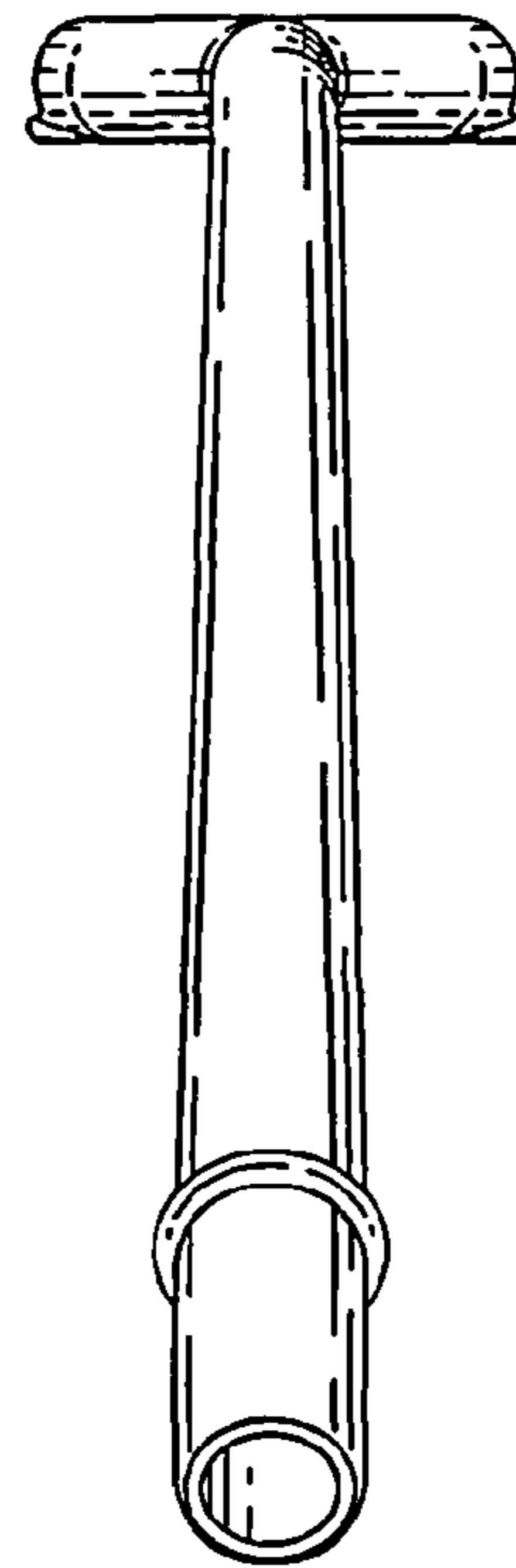
*Fig. 3*



*Fig. 4*



*Fig. 5*



*Fig. 6*