



US00D704812S

(12) **United States Design Patent**  
**Benjamin, Sr.**

(10) **Patent No.:** **US D704,812 S**

(45) **Date of Patent:** **\*\* May 13, 2014**

(54) **PROTECTIVE CAGE COVER FOR AN AIR  
CONDITIONING UNIT**

(76) Inventor: **Ray A. Benjamin, Sr.**, Pensacola, FL  
(US)

(\*\*) Term: **14 Years**

(21) Appl. No.: **29/428,561**

(22) Filed: **Aug. 1, 2012**

(51) **LOC (10) Cl.** ..... **23-04**

(52) **U.S. Cl.**  
USPC ..... **D23/354**

(58) **Field of Classification Search**  
USPC ..... D25/48.8; D23/354; 256/25; 49/50  
See application file for complete search history.

(56) **References Cited**

U.S. PATENT DOCUMENTS

3,006,498	A *	10/1961	Thiede et al. ....	220/255
4,817,401	A	4/1989	Cohodar	
4,819,582	A	4/1989	Lichvar	
D397,777	S *	9/1998	Mack, Jr. ....	D23/354
5,960,586	A *	10/1999	Chen ....	47/40
6,138,993	A *	10/2000	Mitchell et al. ....	256/25
6,397,617	B1	6/2002	Johnson	
6,430,954	B1	8/2002	Smith	
6,708,514	B1 *	3/2004	Miller ....	62/259.1
7,836,653	B1	11/2010	Herrington	
D634,413	S *	3/2011	Wallace ....	D23/354

OTHER PUBLICATIONS

AC Guard. HVAC Parts Online. <http://hvac-parts-online.com/accessories-miscellaneous-c-82267/ac-guard-p-196> dated Dec. 28, 2011.

\* cited by examiner

*Primary Examiner* — Doris Clark

(74) *Attorney, Agent, or Firm* — Robert C. Montgomery;  
Montgomery Patent & Design

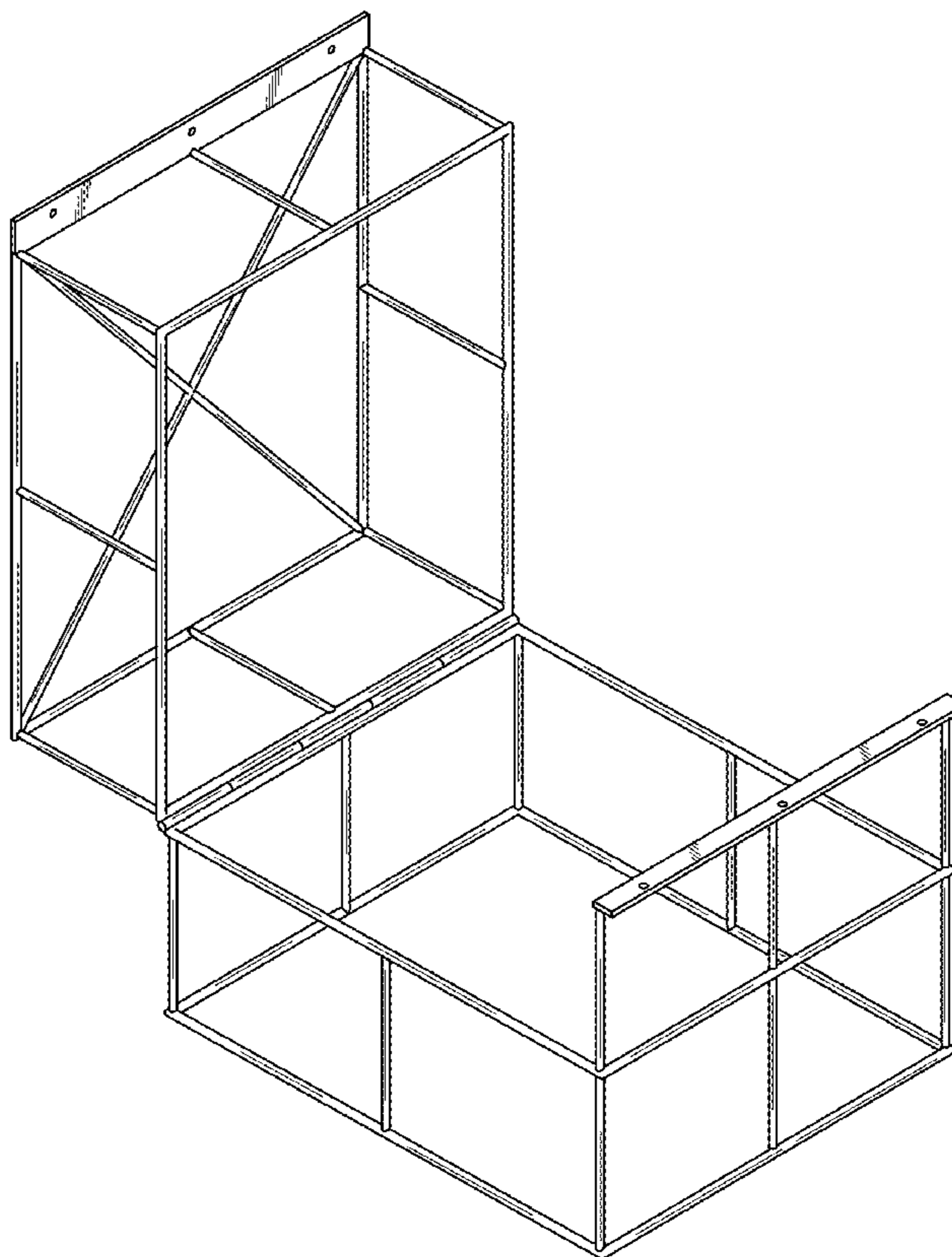
(57) **CLAIM**

The ornamental design for a protective cage cover for an air conditioning unit, as shown and described.

**DESCRIPTION**

FIG. 1 is a perspective front view of a protective cage cover for an air conditioning unit, showing my new design;  
FIG. 2 is a front view thereof;  
FIG. 3 is a rear view thereof;  
FIG. 4 is a left side view thereof with a right side view being a mirror image;  
FIG. 5 is a top view thereof;  
FIG. 6 is a bottom view thereof; and,  
FIG. 7 is a perspective front view of the protective cage cover for an air conditioning unit depicted in an open position.

**1 Claim, 7 Drawing Sheets**



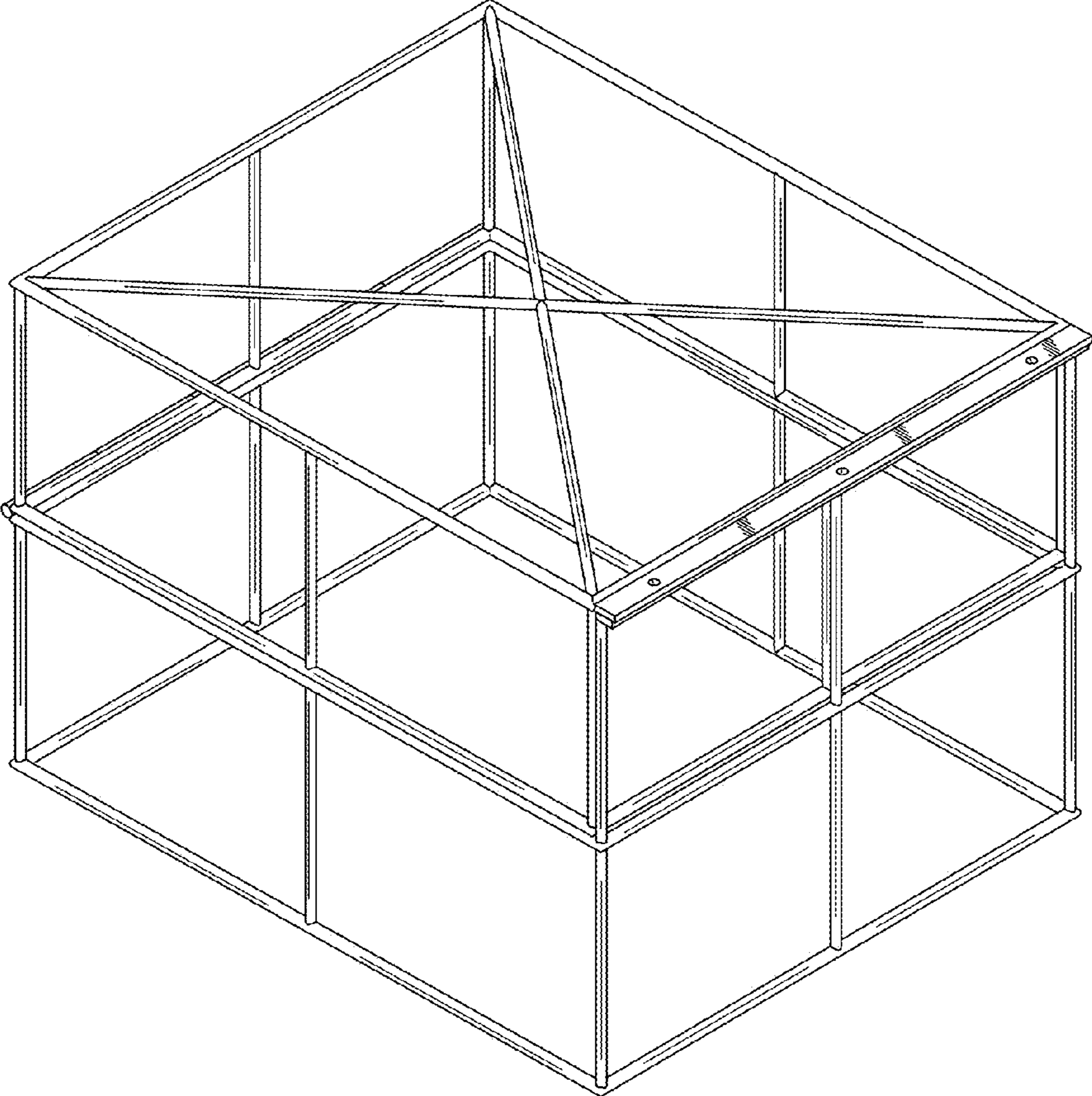


Fig. 1




Fig. 2




Fig. 3




Fig. 4




Fig. 5

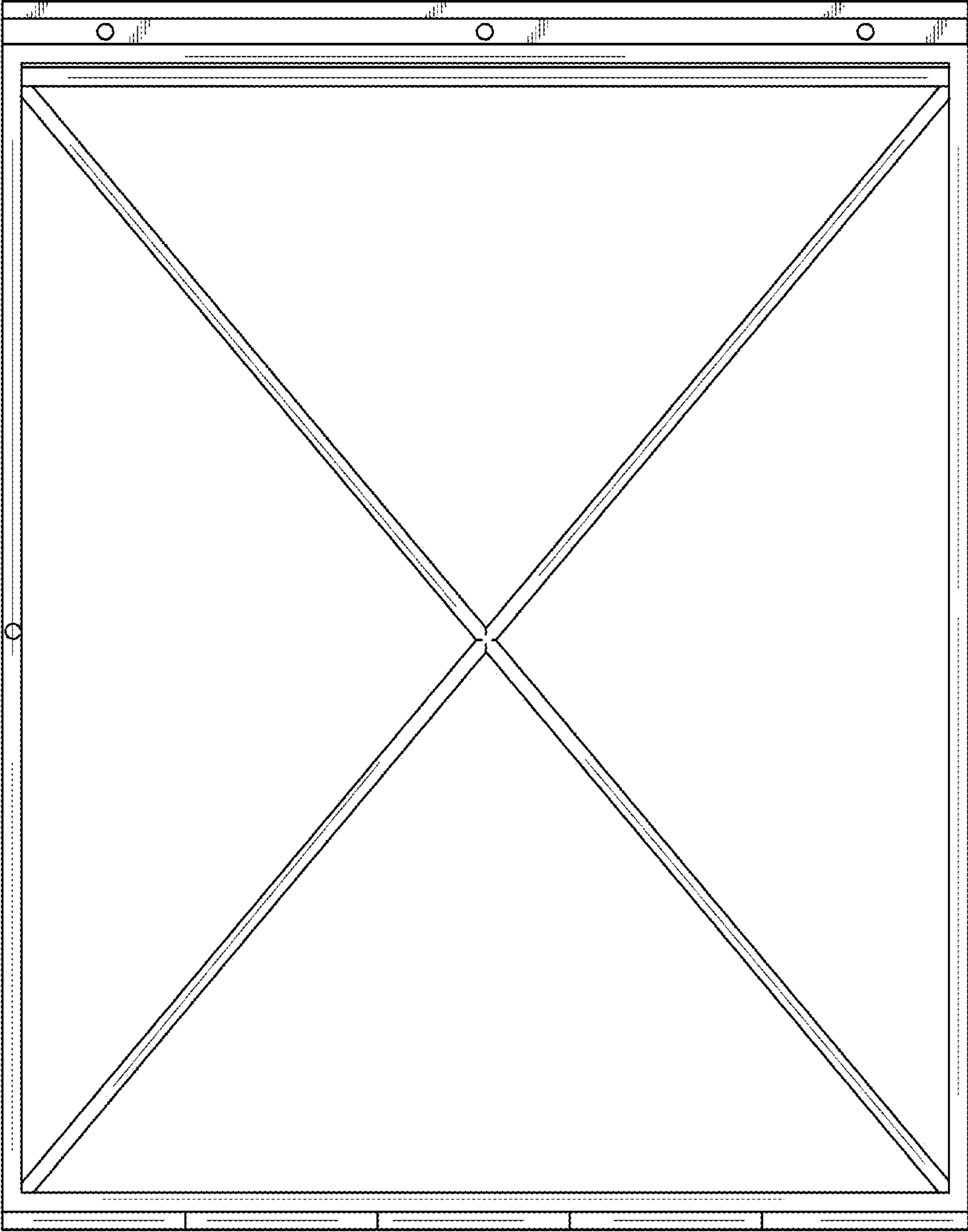


Fig. 6

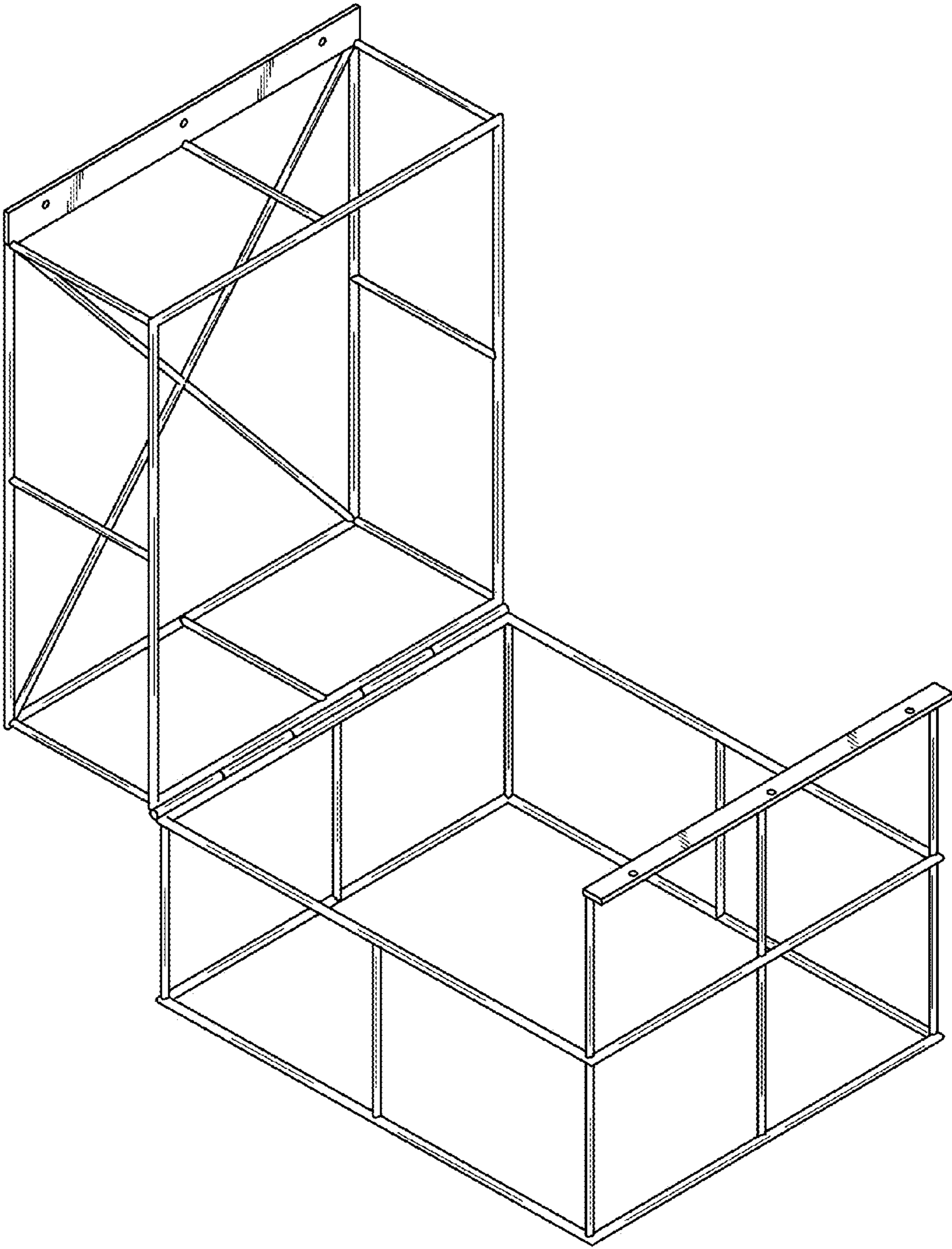


Fig. 7