

US00D704784S

(12) **United States Design Patent**
Vrska et al.

(10) **Patent No.:** **US D704,784 S**

(45) **Date of Patent:** **** May 13, 2014**

(54) **IRON GOLF CLUB HEAD**

(71) Applicant: **Wilson Sporting Goods Co.**, Chicago, IL (US)

(72) Inventors: **Michael Vrska**, Mundelein, IL (US);
Douglas Thiel, Streamwood, IL (US);
Michael J. McCoy, Crystal Lake, IL (US);
Andrew K. Tryner, Chicago, IL (US);
Jon C. Pergande, Arlington Heights, IL (US);
Michael R. Chmelik, Naperville, IL (US)

(73) Assignee: **Wilson Sporting Goods Co.**, Chicago, IL (US)

(**) Term: **14 Years**

(21) Appl. No.: **29/449,672**

(22) Filed: **Mar. 15, 2013**

(51) **LOC (10) Cl.** **21-02**

(52) **U.S. Cl.**
USPC **D21/759**

(58) **Field of Classification Search**
USPC D21/747–751, 759; 473/324–331, 350
See application file for complete search history.

(56) **References Cited**

U.S. PATENT DOCUMENTS

D404,453 S	1/1999	Wozny et al.	D21/749
D511,195 S *	11/2005	Gouyet	D21/759
D573,679 S *	7/2008	Kawami	D21/759
D574,047 S *	7/2008	Kawami	D21/759
D622,796 S *	8/2010	Kadoya	D21/759
D669,947 S *	10/2012	Kim et al.	D21/747
D672,417 S *	12/2012	Jertson et al.	D21/747
D685,045 S *	6/2013	Oldknow et al.	D21/759

* cited by examiner

Primary Examiner — Mitchell Siegel

(74) *Attorney, Agent, or Firm* — Terence P. O'Brien

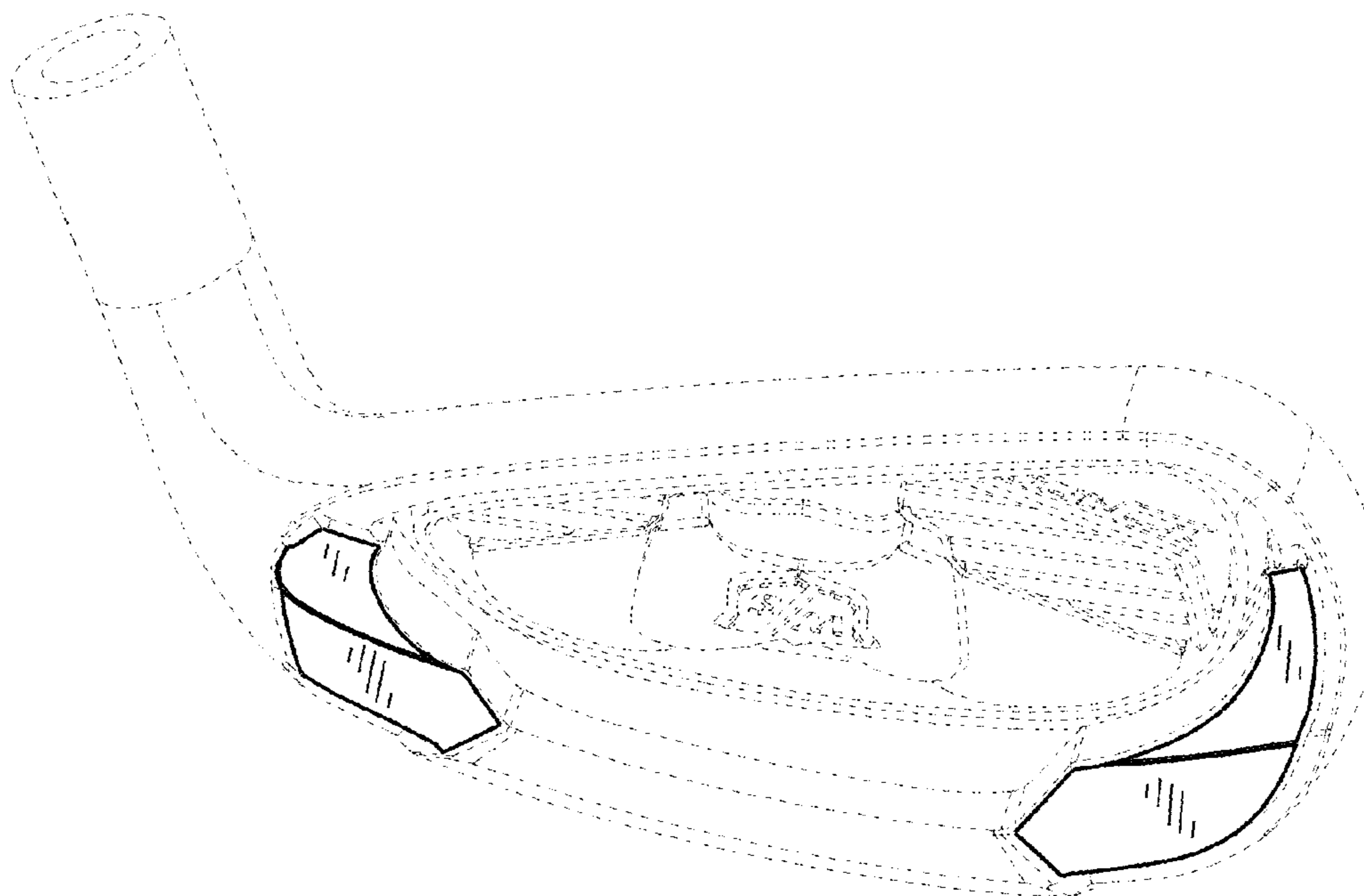
(57) **CLAIM**

We claim the ornamental design for an iron golf club head, as shown and described.

DESCRIPTION

FIG. 1 is a top, rear perspective view of an iron golf club head of the present design;
FIG. 2 is a bottom, rear perspective view of the iron golf club head of FIG. 1; and,
FIG. 3 is a rear view of the iron golf club head of FIG. 1.
The ornamental design that is claimed is shown in solid lines in the drawings. The broken (dashed) lines shown in FIGS. 1 through 3 are included only for the purpose of illustrating environmental elements and break lines, and form no part of the claimed design.

1 Claim, 2 Drawing Sheets



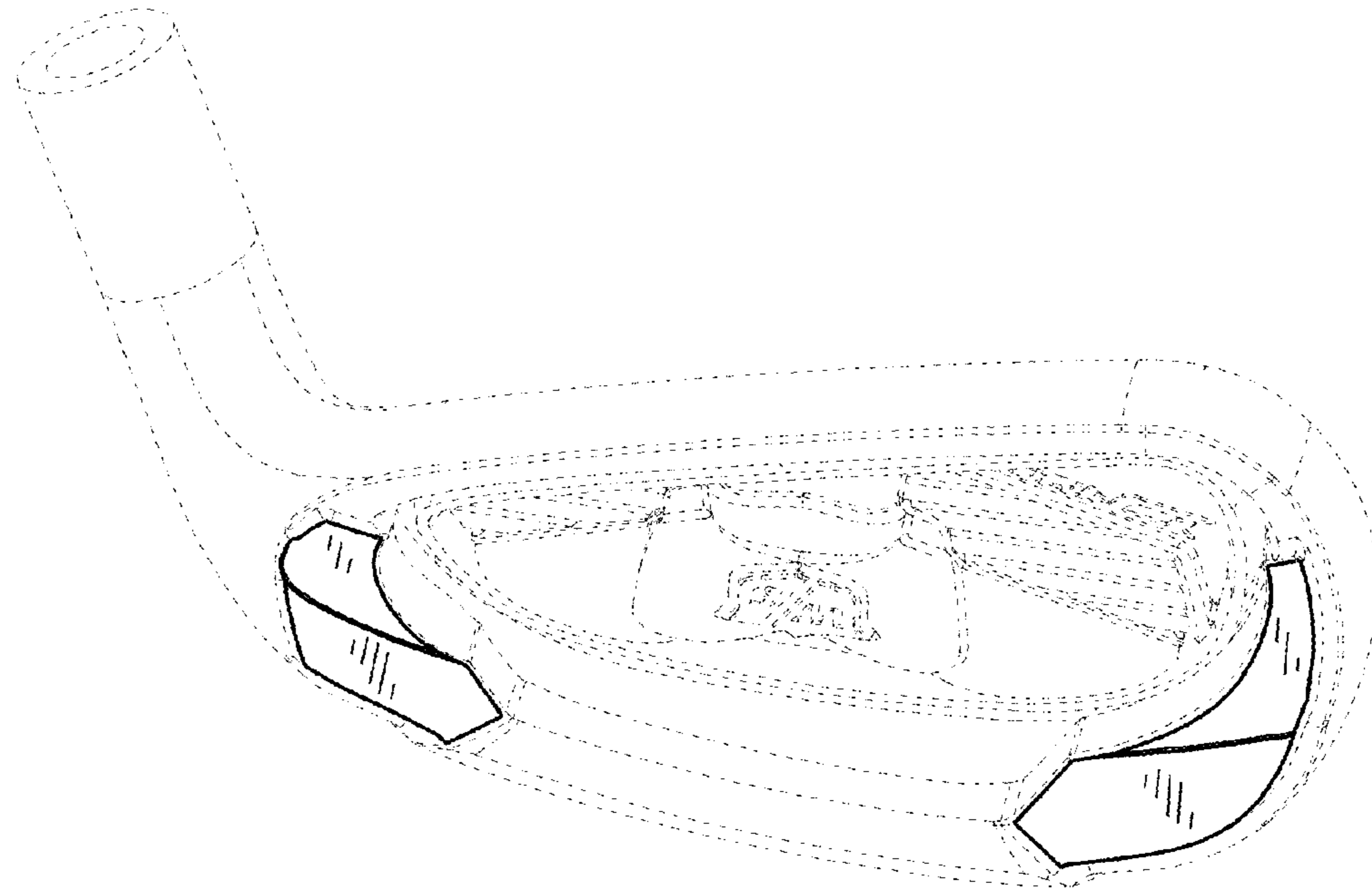


FIG. 1

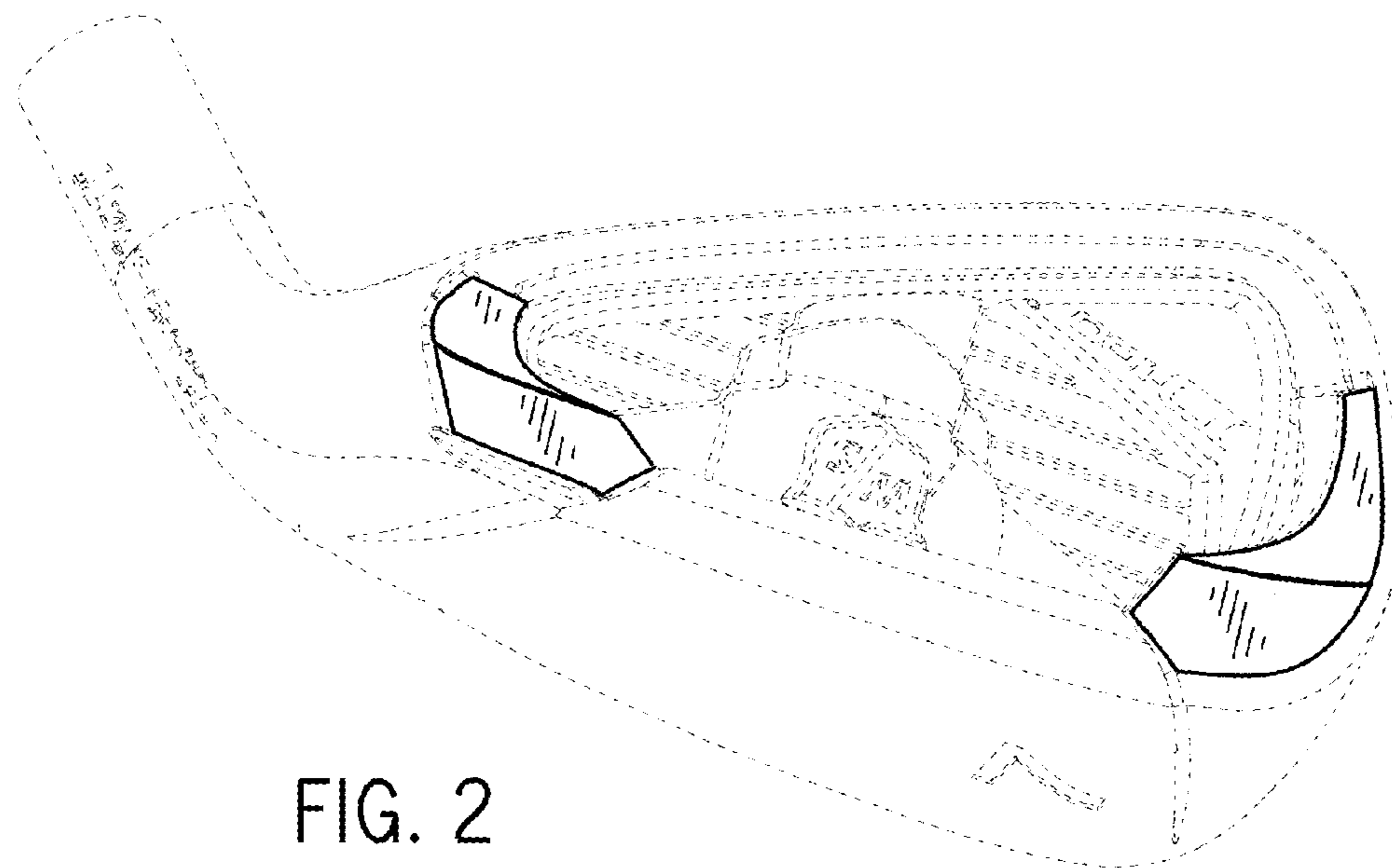


FIG. 2

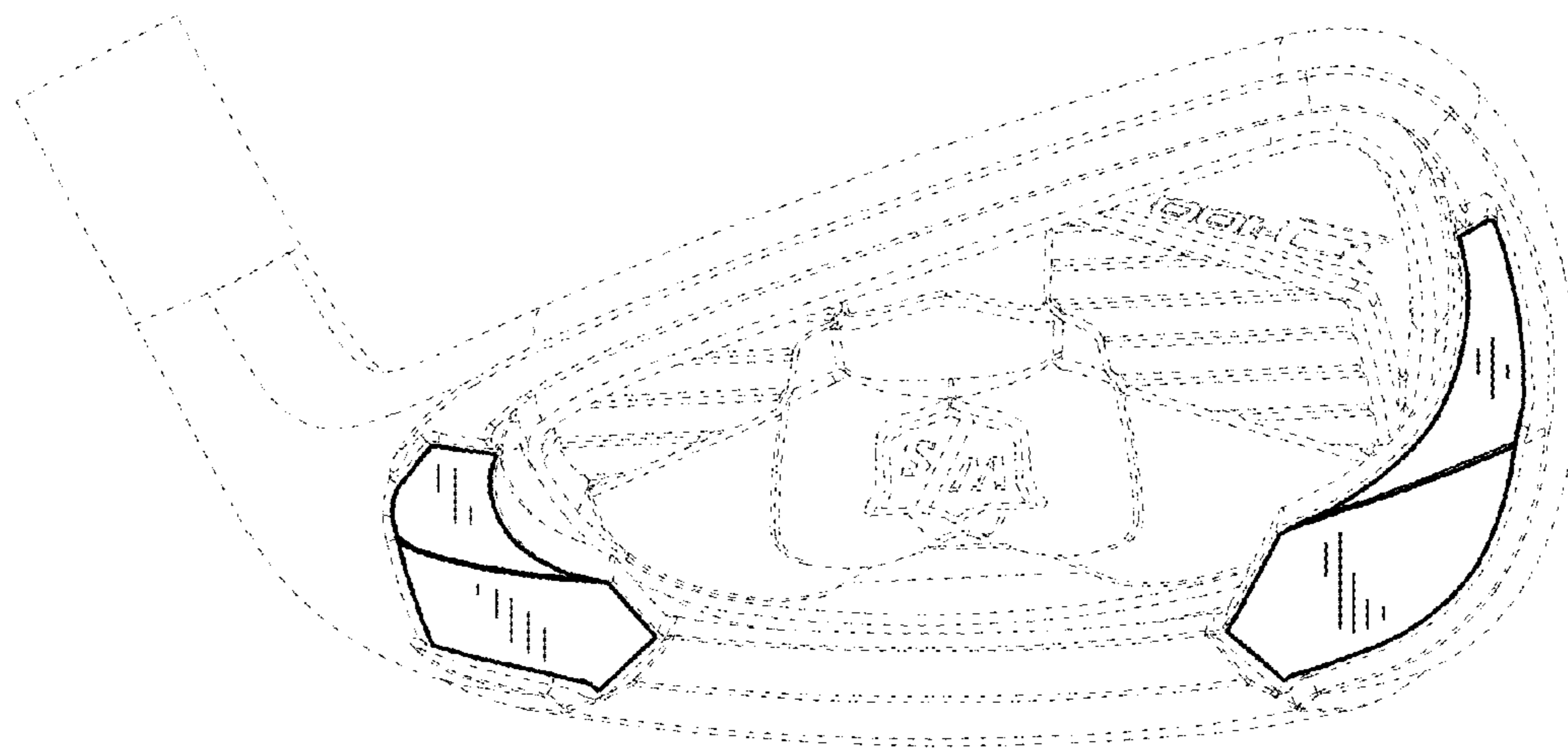


FIG. 3