



US00D704783S

(12) **United States Design Patent**  
**Vrska et al.**

(10) **Patent No.:** **US D704,783 S**

(45) **Date of Patent:** **\*\* May 13, 2014**

(54) **IRON GOLF CLUB HEAD**

(71) Applicant: **Wilson Sporting Goods Co.**, Chicago, IL (US)

(72) Inventors: **Michael Vrska**, Mundelein, IL (US);  
**Douglas Thiel**, Streamwood, IL (US);  
**Michael J. McCoy**, Crystal Lake, IL (US);  
**Andrew K. Tryner**, Chicago, IL (US);  
**Jon C. Pergande**, Arlington Heights, IL (US);  
**Michael R. Chmelik**, Naperville, IL (US)

(73) Assignee: **Wilson Sporting Goods Co.**, Chicago, IL (US)

(\*\*) Term: **14 Years**

(21) Appl. No.: **29/449,640**

(22) Filed: **Mar. 15, 2013**

(51) **LOC (10) Cl.** ..... **21-02**

(52) **U.S. Cl.**  
USPC ..... **D21/759**

(58) **Field of Classification Search**  
USPC ..... D21/747–751, 759; 473/324–331, 350  
See application file for complete search history.

(56) **References Cited**

**U.S. PATENT DOCUMENTS**

D404,453 S 1/1999 Wozny et al. .... D21/749  
D494,240 S \* 8/2004 Schweigert ..... D21/759

D512,475 S \* 12/2005 Madore ..... D21/759  
D516,152 S \* 2/2006 Madore ..... D21/759  
D544,059 S \* 6/2007 Roberts et al. .... D21/759  
D546,913 S \* 7/2007 Toroussian ..... D21/759  
D560,737 S \* 1/2008 Roberts et al. .... D21/759  
D591,819 S \* 5/2009 Bosilkovski et al. .... D21/759  
D641,445 S \* 7/2011 Breier et al. .... D21/759  
D659,214 S \* 5/2012 Oldknow et al. .... D21/759  
D680,603 S \* 4/2013 Nicolette et al. .... D21/749  
D685,046 S \* 6/2013 Oldknow et al. .... D21/759

\* cited by examiner

*Primary Examiner* — Mitchell Siegel

(74) *Attorney, Agent, or Firm* — Terence P. O'Brien

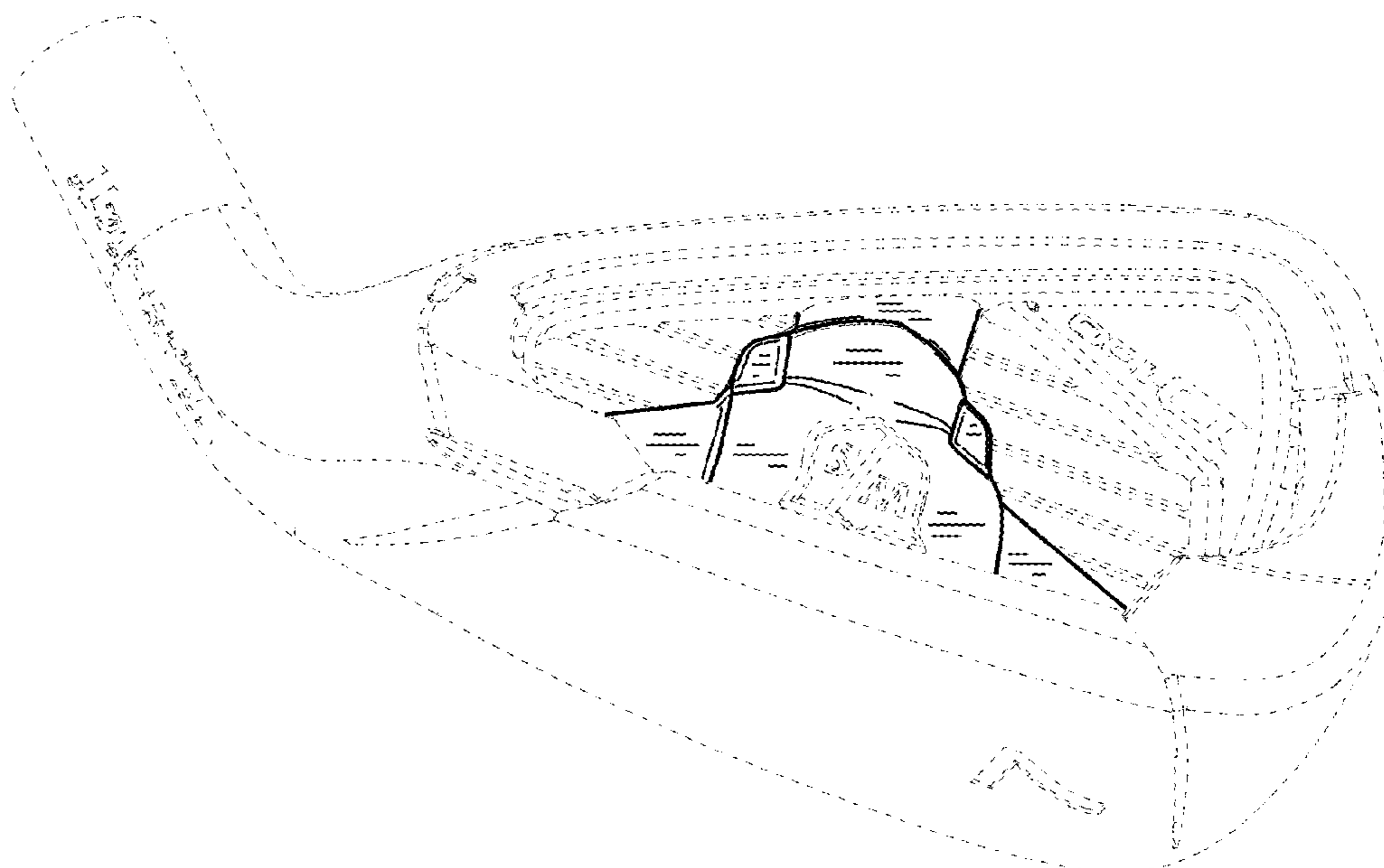
(57) **CLAIM**

We claim the ornamental design for an iron golf club head, as shown and described.

**DESCRIPTION**

FIG. 1 is a top, rear perspective view of an iron golf club head of the present design;  
FIG. 2 is a bottom, rear perspective view of the iron golf club head of FIG. 1; and,  
FIG. 3 is a rear view of the iron golf club head of FIG. 1.  
The ornamental design that is claimed is shown in solid lines in the drawings. The broken (dashed) lines shown in FIGS. 1 through 3 are included only for the purpose of illustrating environmental elements and break lines, and form no part of the claimed design.

**1 Claim, 2 Drawing Sheets**



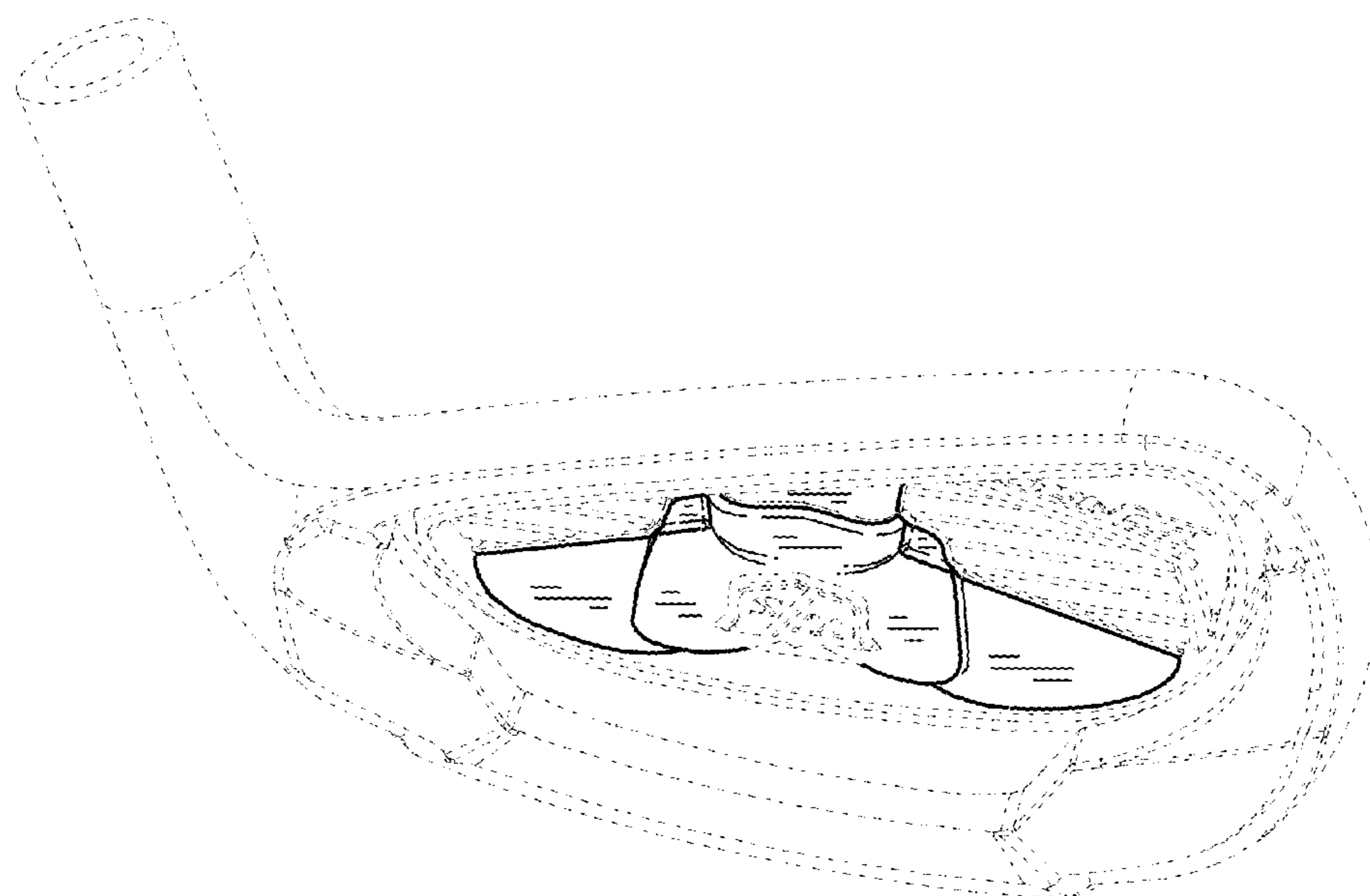


FIG. 1

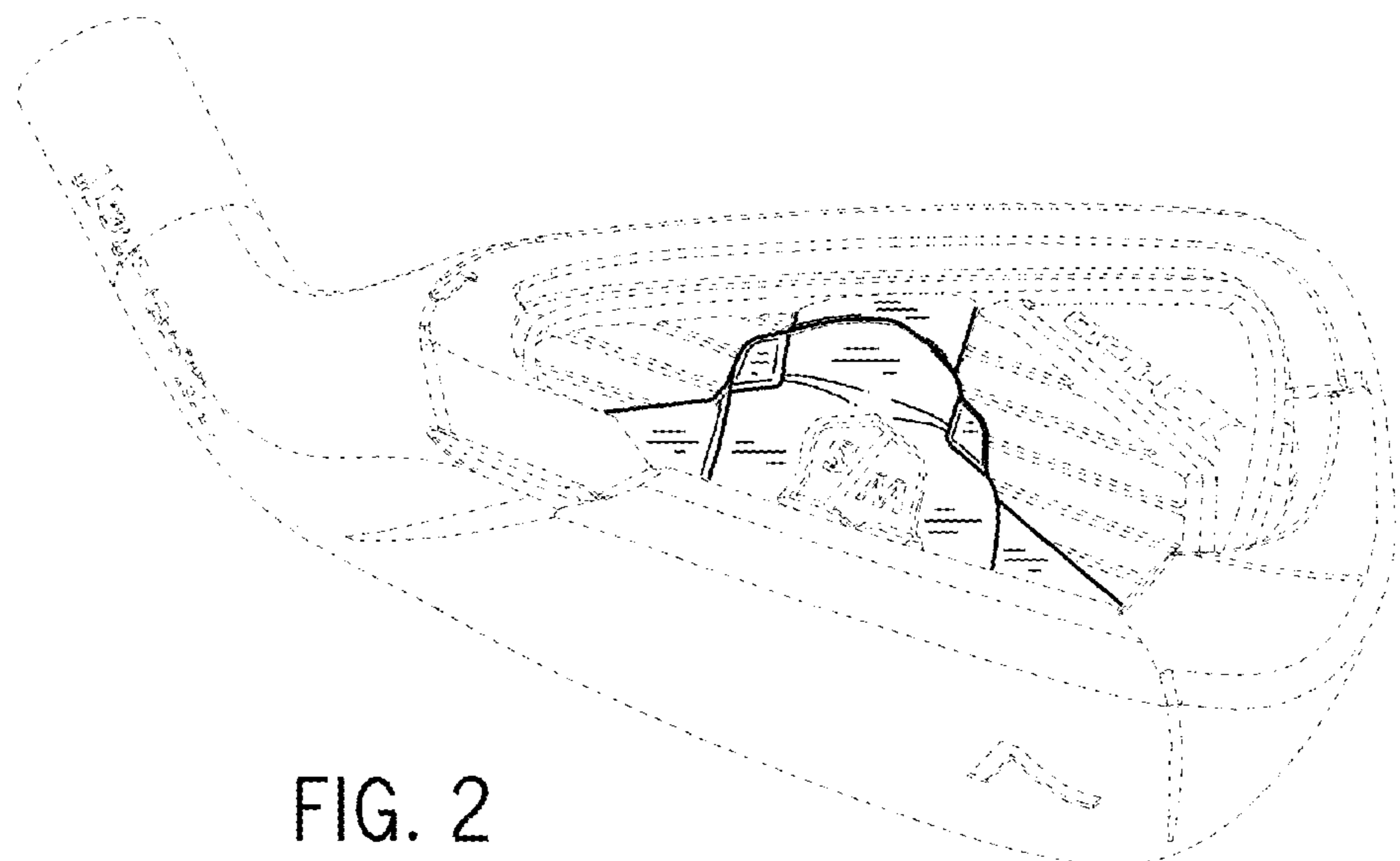


FIG. 2

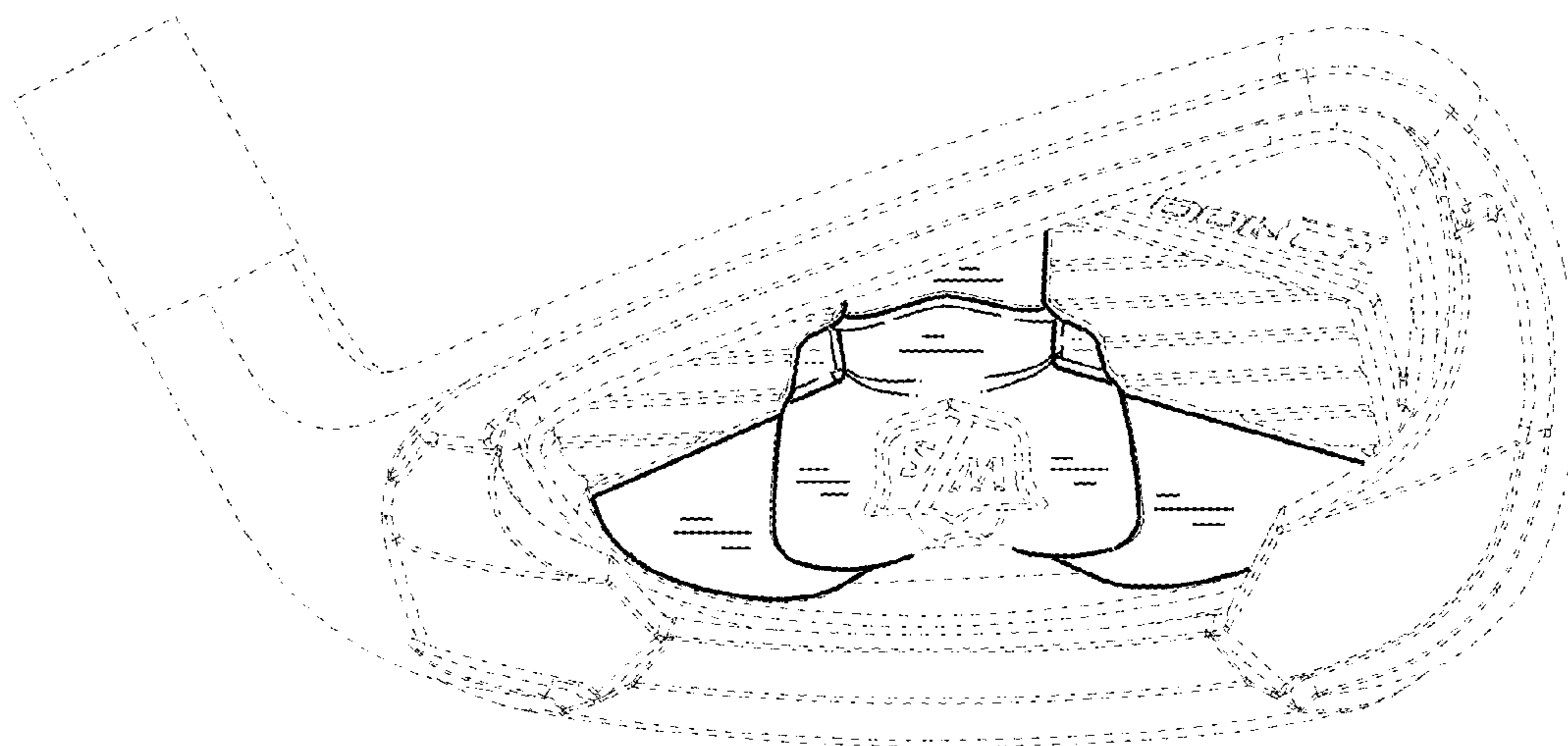


FIG. 3