



US00D704775S

(12) **United States Design Patent**
Levy et al.

(10) **Patent No.:** **US D704,775 S**
(45) **Date of Patent:** **** May 13, 2014**

(54) **LIGHT TOY**

(76) Inventors: **Richard C. Levy**, Delray Beach, FL
(US); **Edward Patrick Zammit**,
Melbourne (AU); **Malcolm John Hall**,
Melbourne (AU)

(**) Term: **14 Years**

(21) Appl. No.: **29/395,454**

(22) Filed: **Jan. 26, 2012**

(51) **LOC (10) Cl.** **21-01**

(52) **U.S. Cl.**

USPC **D21/398**; D26/38

(58) **Field of Classification Search**

USPC D21/398, 401, 405, 411, 441, 442, 453,
D21/454, 455, 458-461, 468, 483, 523, 525,
D21/532, 811, 812; D26/4, 25, 37, 38, 40,
D26/41, 44, 45, 50, 51, 57, 59, 61, 63, 65,
D26/93, 94, 97, 102; D19/36; D23/332;
446/15, 71, 144, 175, 178, 201, 217,
446/218, 219, 236, 242, 243, 244, 25, 7,
446/266, 397, 404, 408, 484, 487, 491;
362/577, 35, 96, 109, 234, 249.02,
362/249.05, 249.06, 253; 416/5; 345/31;
40/431, 432, 441, 553

See application file for complete search history.

(56) **References Cited**

U.S. PATENT DOCUMENTS

76,439 A * 4/1868 Groves et al. 446/236
370,465 A * 9/1887 Francis 446/205

2,242,770 A * 5/1941 Ayers 446/40
D509,257 S * 9/2005 Yamamoto D21/398
7,179,149 B2 * 2/2007 Chernick et al. 446/242
7,361,074 B1 * 4/2008 Periman et al. 446/242
7,445,349 B2 * 11/2008 Yu 362/35
7,771,247 B2 * 8/2010 Kessler 446/242
D666,342 S * 8/2012 Wang et al. D26/38
8,298,036 B2 * 10/2012 Yu et al. 446/175
8,303,158 B2 * 11/2012 Chien 362/646
2003/0174494 A1 * 9/2003 Chernick 362/84
2003/0210982 A1 * 11/2003 Chen 416/5
2004/0004828 A1 * 1/2004 Chernick et al. 362/35

FOREIGN PATENT DOCUMENTS

CN 3314192 * 8/2003
CN 3368905 * 5/2004
CN 3414103 * 12/2004
CN 3575919 * 11/2006

* cited by examiner

Primary Examiner — Catherine Tuttle

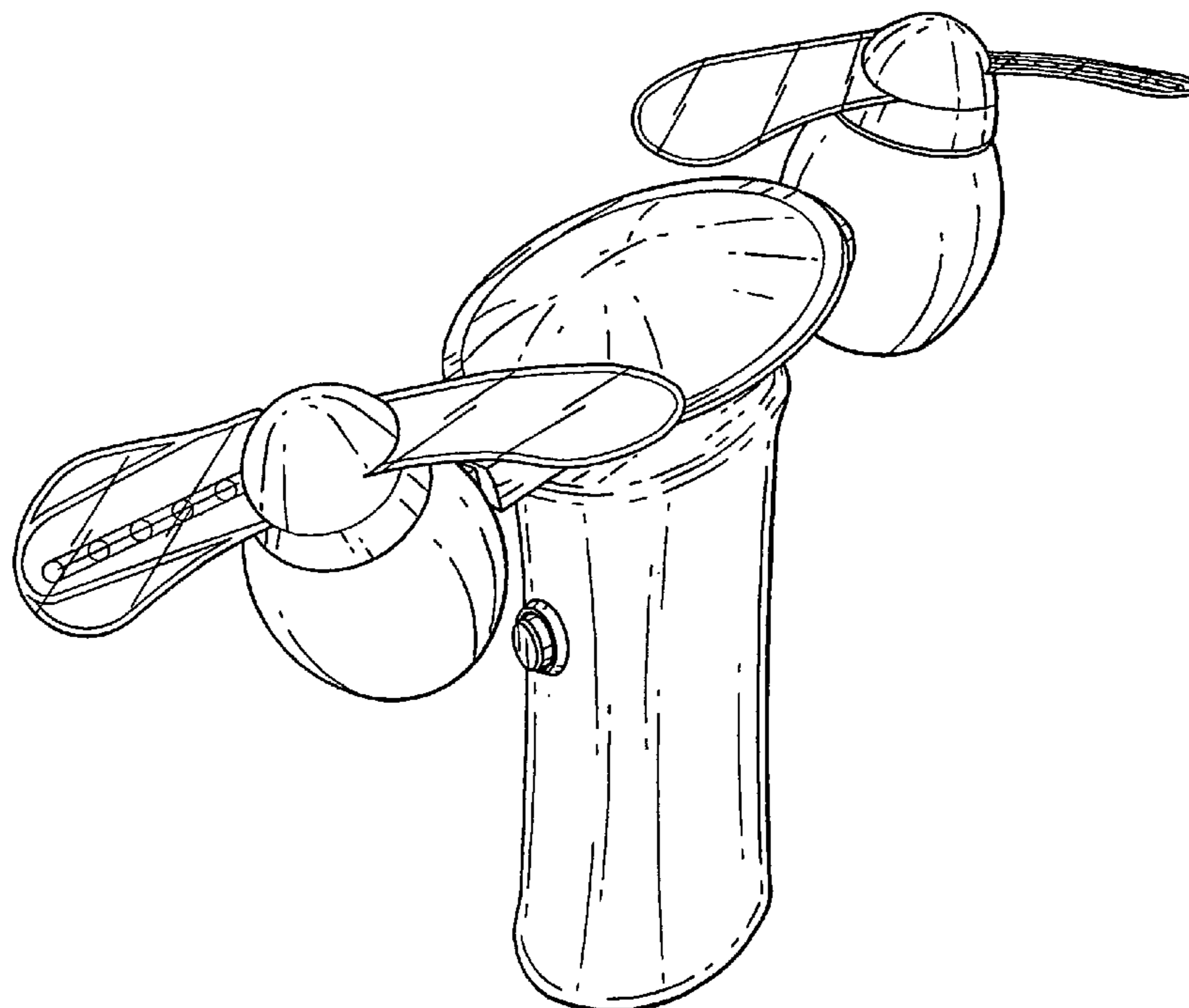
(57) **CLAIM**

The ornamental design for a light toy, as shown.

DESCRIPTION

FIG. 1 is a frontal perspective view showing our new design for a light toy;
FIG. 2 is a top view thereof;
FIG. 3 is a bottom view thereof;
FIG. 4 is a frontal view thereof;
FIG. 5 is a right side view thereof; and,
FIG. 6 is a left side view thereof.

1 Claim, 3 Drawing Sheets



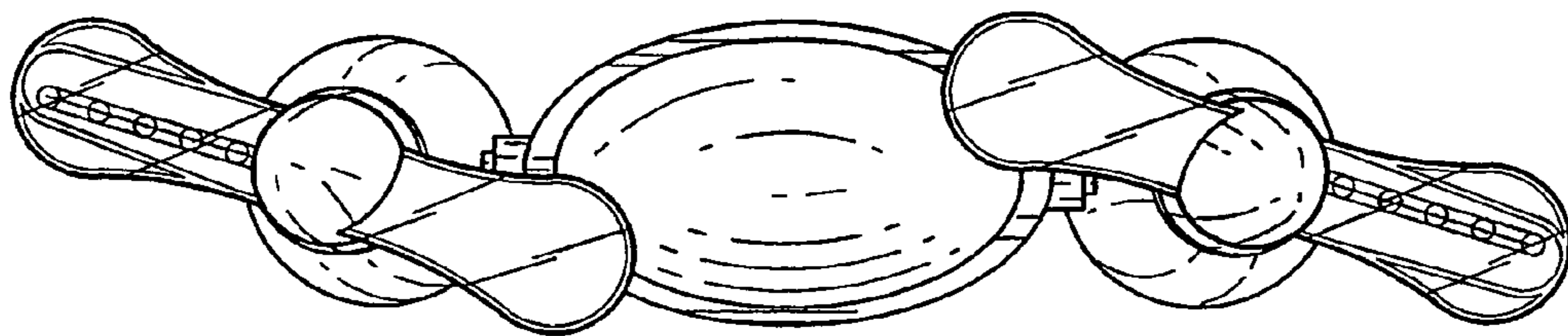
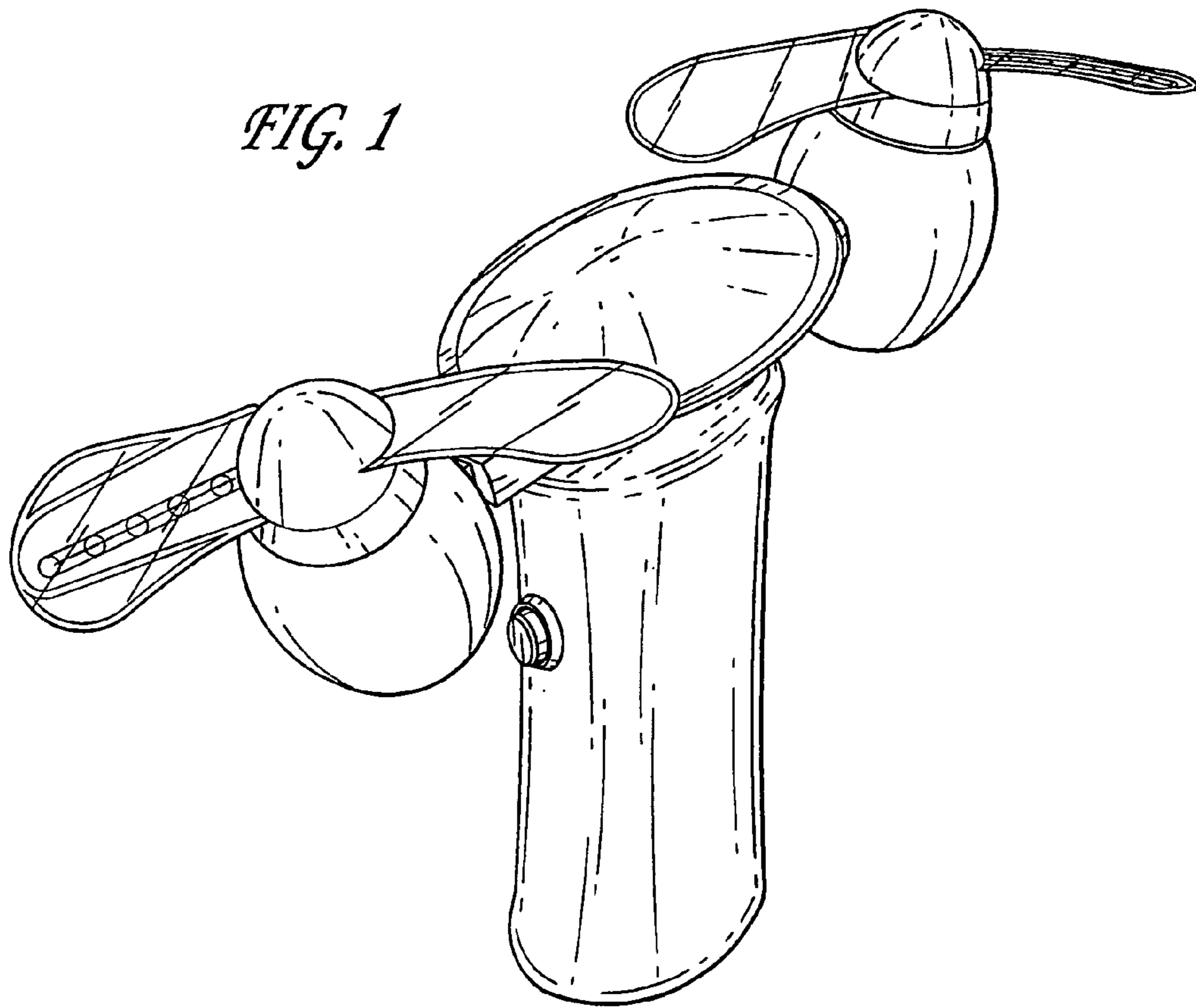


FIG. 2

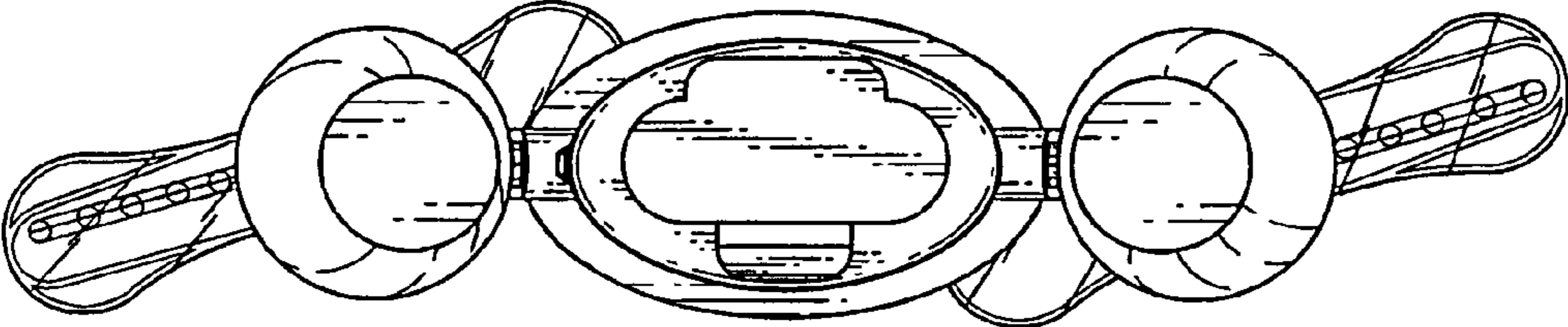


FIG. 3

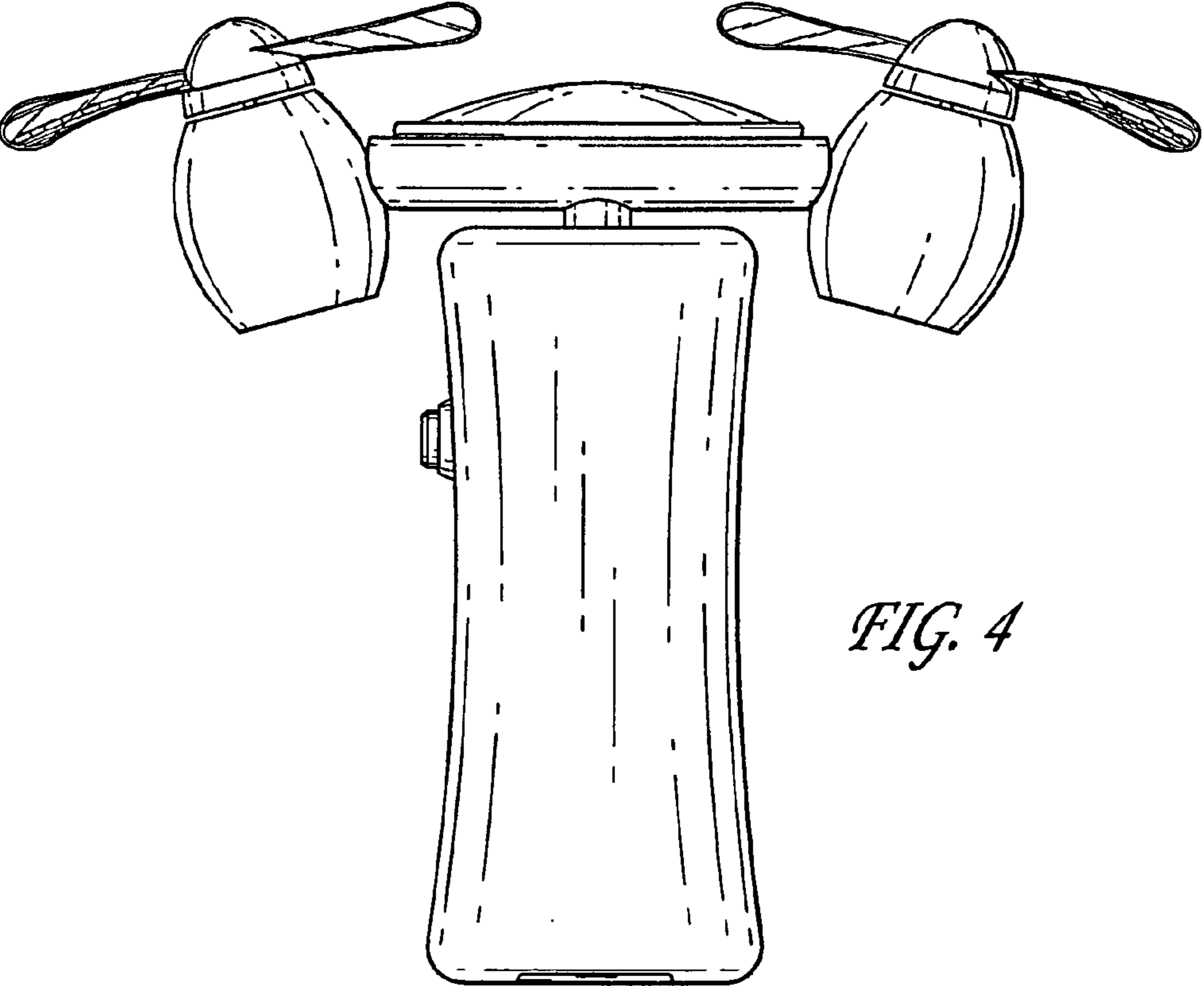


FIG. 4

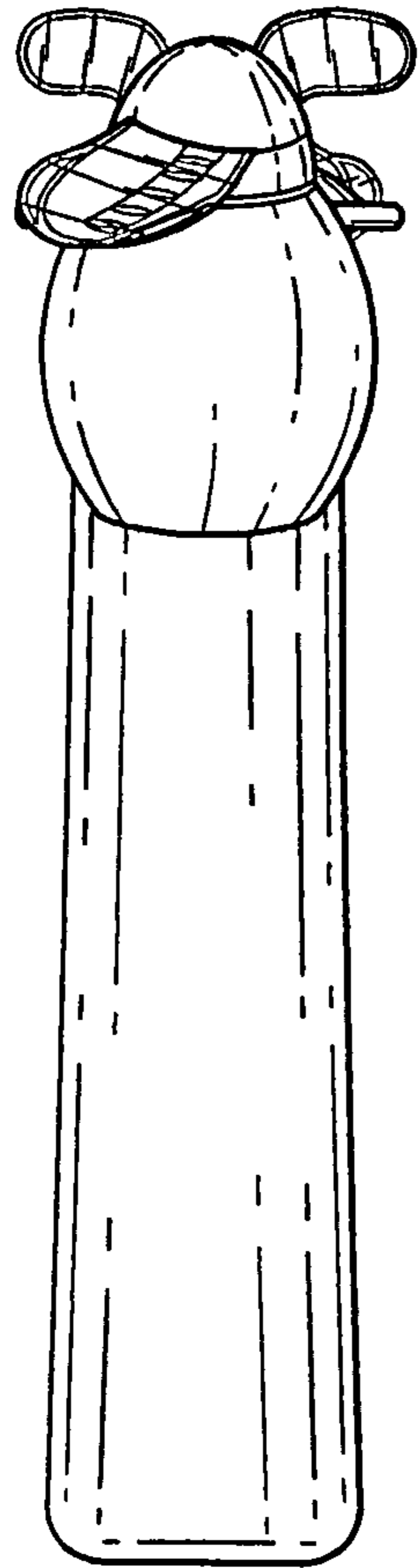


FIG. 5

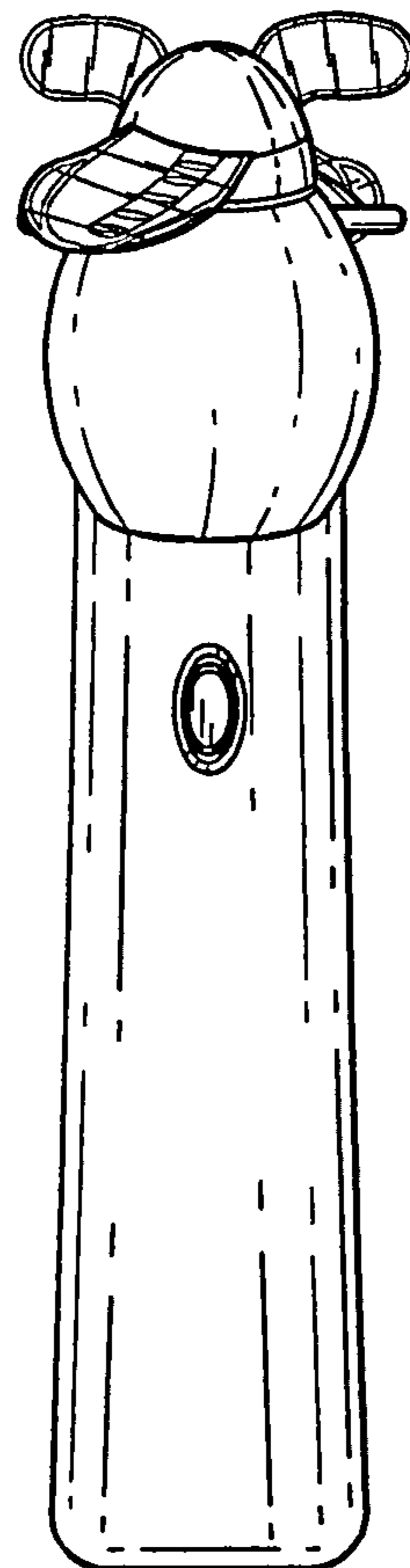


FIG. 6