



US00D704766S

(12) **United States Design Patent**
Fraser et al.

(10) **Patent No.:** **US D704,766 S**
(45) **Date of Patent:** **** May 13, 2014**

(54) **FINGERBOARD**

(71) Applicants: **Douglas D. Fraser**, Lake View Terrace, CA (US); **Holly J. S. Fraser**, Lake View Terrace, CA (US)

(72) Inventors: **Douglas D. Fraser**, Lake View Terrace, CA (US); **Holly J. S. Fraser**, Lake View Terrace, CA (US)

(**) Term: **14 Years**

(21) Appl. No.: **29/454,133**

(22) Filed: **May 7, 2013**

(51) **LOC (10) Cl.** **17-03**

(52) **U.S. Cl.**
USPC **D17/20**

(58) **Field of Classification Search**
USPC D17/14, 20, 21, 99; 84/267, 290, 291, 84/293, 297 R, 298, 307, 314 R, 453
See application file for complete search history.

(56) **References Cited**

U.S. PATENT DOCUMENTS

494,698	A *	4/1893	Zorger	84/314 R
1,991,864	A *	2/1935	Nopola et al.	84/477 R
3,403,590	A *	10/1968	Quinton	84/470 R
4,137,813	A *	2/1979	Stone et al.	84/314 R
D264,477	S *	5/1982	Brent	D17/20

4,791,848	A *	12/1988	Blum, Jr.	84/453
D480,415	S *	10/2003	McGuire, II	D17/20
D622,306	S *	8/2010	Jacob	D17/20
D626,991	S *	11/2010	Jacob	D17/20

* cited by examiner

Primary Examiner — Rashida Johnson

(74) *Attorney, Agent, or Firm* — James A. Italia; Italia IP

(57) **CLAIM**

The ornamental design for a fingerboard, as shown and described.

DESCRIPTION

FIG. 1 is a reduced perspective view of a fingerboard, showing our new design in its environment;
FIG. 2 is a front view of the design shown in FIG. 1;
FIG. 3 is a rear view of the fingerboard as shown in FIG. 1;
FIG. 4 is a left-side view of the fingerboard as shown in FIG. 1;
FIG. 5 is a right-side view of the fingerboard as shown in FIG. 1;
FIG. 6 is a top plan view of the fingerboard as shown in FIG. 1; and,
FIG. 7 is a bottom plan view of the fingerboard as shown in FIG. 1.

The broken lines in FIG. 1 illustrate the design in the environment in which it is used and form no part of the claimed design.

1 Claim, 3 Drawing Sheets

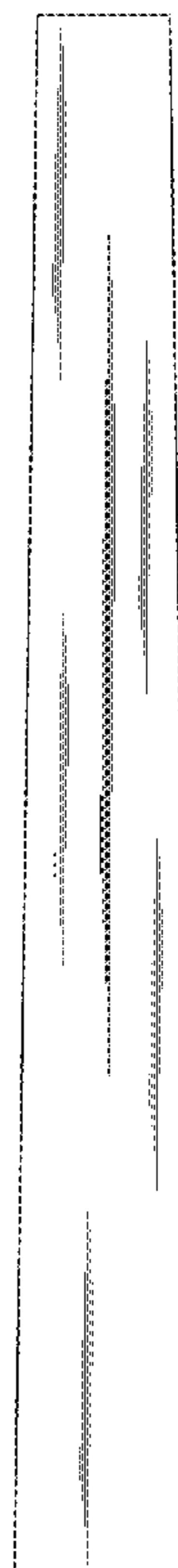
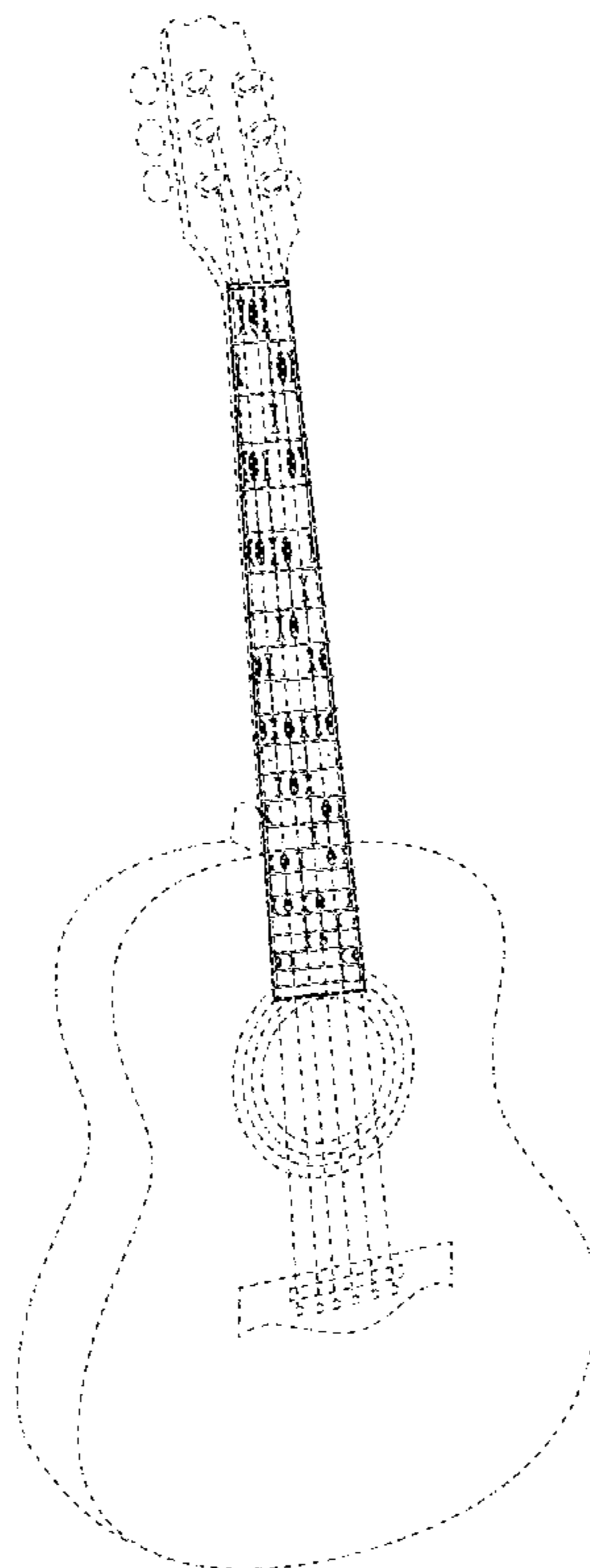
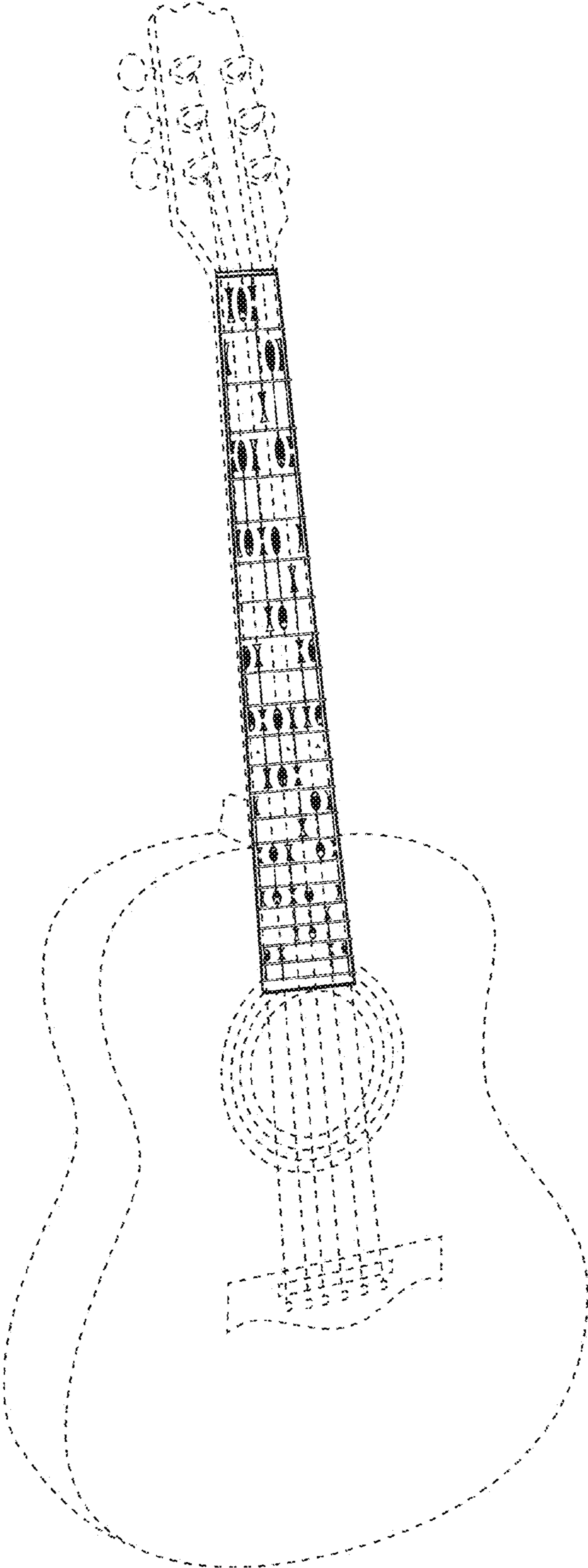


FIG. 1



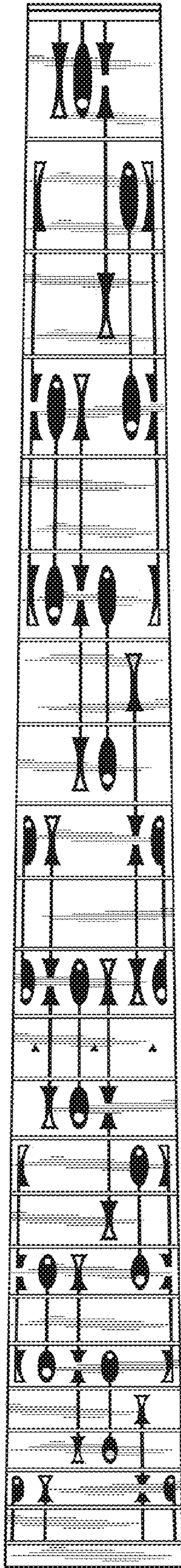


FIG. 2

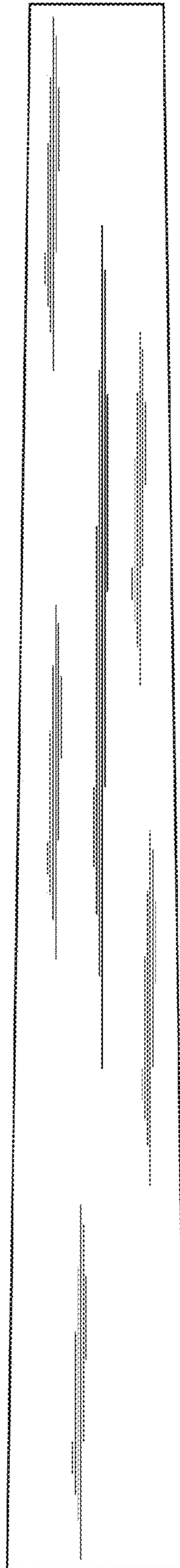


FIG. 3

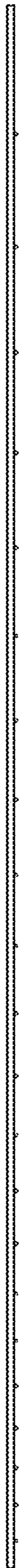


FIG. 4



FIG. 5



FIG. 6




FIG. 7