



US00D704751S

(12) **United States Design Patent**  
**Furuki et al.**

(10) **Patent No.:** **US D704,751 S**

(45) **Date of Patent:** **\*\* May 13, 2014**

- (54) **PORTION OF A WHEEL LOADER**
- (71) Applicant: **Kubota Corporation**, Osaka (JP)
- (72) Inventors: **Taiki Furuki**, Sakai (JP); **Teruhiko Iwamoto**, Sakai (JP); **Kenji Ikeda**, Sakai (JP)
- (73) Assignee: **Kubota Corporation**, Osaka (JP)
- (\*\*) Term: **14 Years**
- (21) Appl. No.: **29/465,393**
- (22) Filed: **Aug. 27, 2013**

D544,888 S *	6/2007	Mursch et al.	.....	D15/28
D549,738 S *	8/2007	Hiraoka et al.	.....	D15/25
D590,846 S *	4/2009	Kinsinger et al.	.....	D15/25
D593,137 S *	5/2009	Ueta et al.	.....	D15/28
D594,884 S *	6/2009	Murakami et al.	.....	D15/28
D604,750 S *	11/2009	Smith et al.	.....	D15/28
D624,567 S *	9/2010	Kelley	.....	D15/33
D626,153 S *	10/2010	Gavin et al.	.....	D15/31
D629,816 S *	12/2010	Nishimura et al.	.....	D15/28
D632,313 S *	2/2011	Kelley	.....	D15/33
D633,927 S *	3/2011	Kelley	.....	D15/33
D652,061 S *	1/2012	Hiraoka et al.	.....	D15/23
D652,062 S *	1/2012	Hiraoka et al.	.....	D15/23
D680,137 S *	4/2013	Tsukamoto et al.	.....	D15/28
D681,070 S *	4/2013	Tsukamoto et al.	.....	D15/28

\* cited by examiner

- (30) **Foreign Application Priority Data**
- Feb. 28, 2013 (JP) ..... 2013-004311
- (51) **LOC (10) Cl.** ..... **15-03**
- (52) **U.S. Cl.**
- USPC ..... **D15/28**
- (58) **Field of Classification Search**
- USPC ..... D15/10, 22-26, 33, 28; D21/431;  
180/89.1, 89.12, 89.13; 296/190.03;  
414/685, 694, 722, 724; 37/403, 409,  
37/442, 443
- See application file for complete search history.

*Primary Examiner* — Mark Goodwin  
(74) *Attorney, Agent, or Firm* — The Webb Law Firm


(57) **CLAIM**  
The ornamental design for a portion of a wheel loader, as shown and described.

- (56) **References Cited**
- U.S. PATENT DOCUMENTS
- 3,879,059 A \* 4/1975 Gibes ..... 280/848
- D358,157 S \* 5/1995 Kusunoki et al. .... D15/25
- D405,807 S \* 2/1999 Amy et al. .... D15/25
- D487,575 S \* 3/2004 Wetzel et al. .... D15/33
- D540,352 S \* 4/2007 Sato et al. .... D15/25

**DESCRIPTION**

FIG. 1 is a left side view of a portion of a wheel loader showing our new design;  
FIG. 2 is a front view thereof;  
FIG. 3 is a top view thereof;  
FIG. 4 is an upper left front perspective view thereof; and,  
FIG. 5 is an enlarged upper left front perspective view thereof. A bottom view is omitted because it is plain and unornamental and forms no part of the subject matter of the claimed design.  
The portions of FIGS. 1-5 shown in coarse dot pattern and outlined in dashed lines form no part of the claimed design.

**1 Claim, 5 Drawing Sheets**








FIG. 1



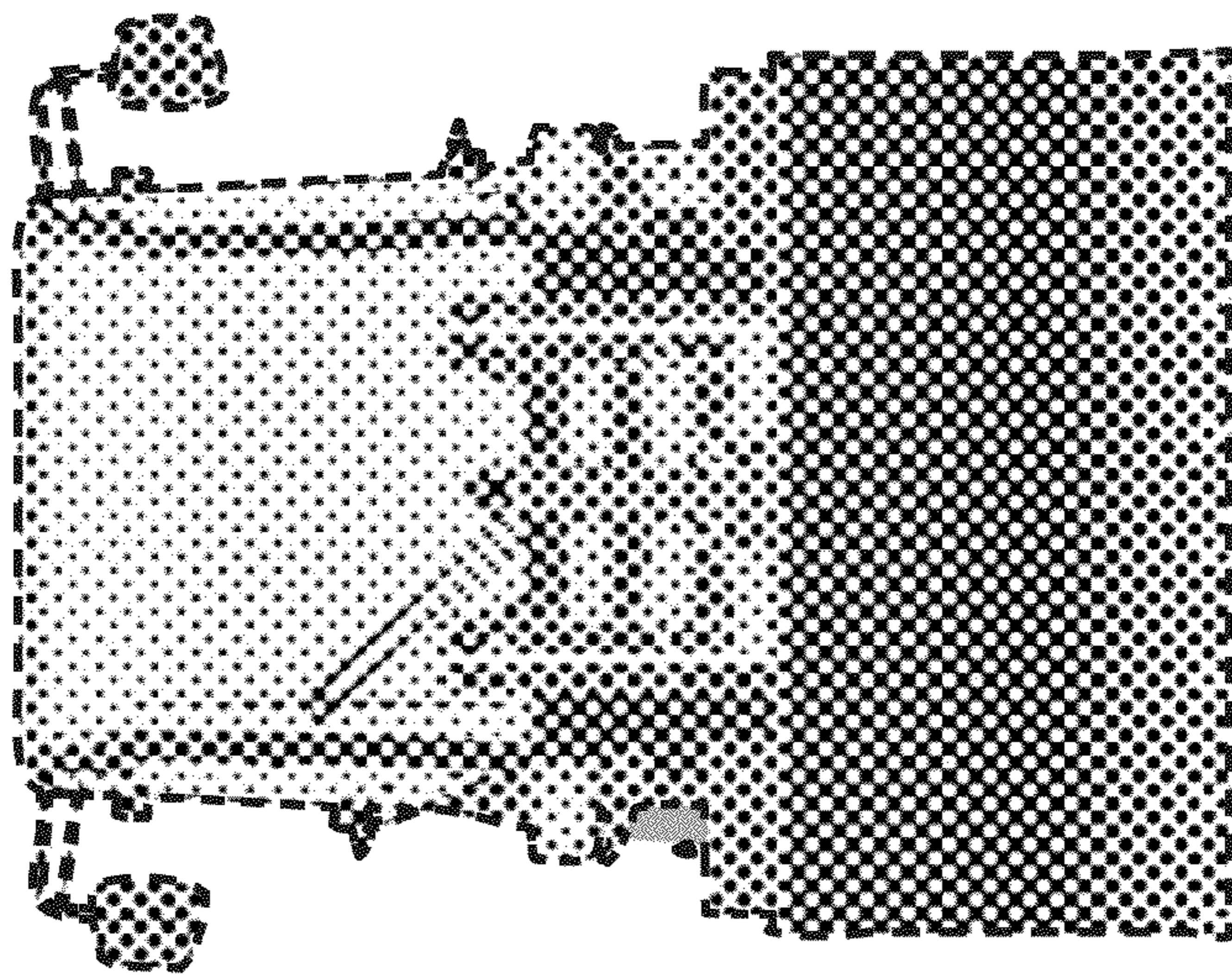


FIG. 2



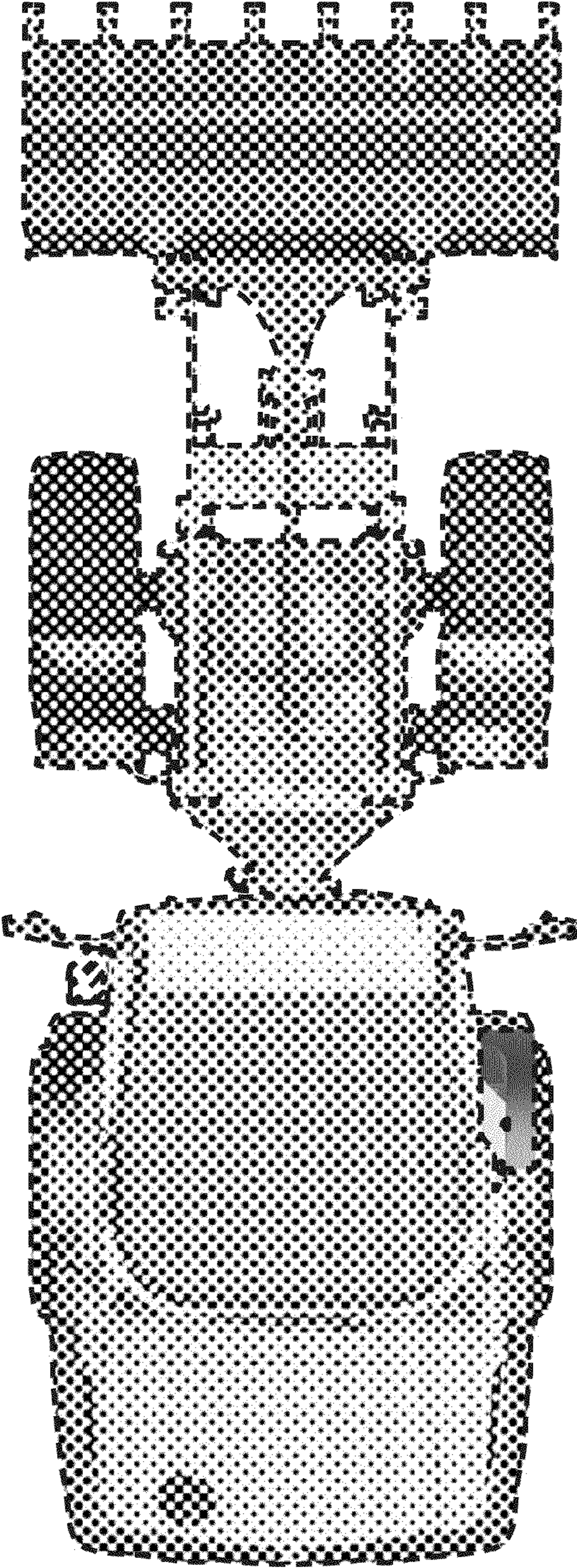



FIG. 3





**FIG.4**






FIG. 5