



US00D704750S

(12) **United States Design Patent**  
**Shimomura et al.**

(10) **Patent No.:** **US D704,750 S**

(45) **Date of Patent:** **\*\* May 13, 2014**

- (54) **PORTION OF A TRACTOR**
- (71) Applicant: **Kubota Corporation**, Osaka (JP)
- (72) Inventors: **Takashi Shimomura**, Sakai (JP); **Junta Kuwae**, Sakai (JP); **Toyohiro Tanaka**, Sakai (JP)
- (73) Assignee: **Kubota Corporation**, Osaka (JP)
- (\*\*) Term: **14 Years**
- (21) Appl. No.: **29/444,380**
- (22) Filed: **Jan. 30, 2013**

D473,881 S *	4/2003	Kuwae .....	D15/28
D474,206 S *	5/2003	Kuwae .....	D15/31
D483,383 S *	12/2003	Crookes et al. ....	D15/31
D488,488 S *	4/2004	Montgomery et al. ....	D15/31
D488,489 S *	4/2004	Montgomery et al. ....	D15/31
D498,485 S *	11/2004	Kuwae .....	D15/31
D522,537 S *	6/2006	Higashikawa .....	D15/31
D532,022 S *	11/2006	Kuwae .....	D15/31
D554,669 S *	11/2007	Crookes et al. ....	D15/31
D557,714 S *	12/2007	Higashikawa .....	D15/31
D558,238 S *	12/2007	Kuwae .....	D15/31
D558,799 S *	1/2008	Higashikawa .....	D15/31
D560,693 S *	1/2008	Moen et al. ....	D15/31
D570,382 S *	6/2008	Higashikawa .....	D15/31
D581,955 S *	12/2008	Matsumoto et al. ....	D15/31
D586,828 S *	2/2009	Staines et al. ....	D15/31
D591,777 S *	5/2009	Kokitkar et al. ....	D15/31

(Continued)

- (30) **Foreign Application Priority Data**
- Jul. 31, 2012 (JP) ..... 2012-018239

*Primary Examiner* — Mark Goodwin  
(74) *Attorney, Agent, or Firm* — The Webb Law Firm

- (51) **LOC (10) Cl.** ..... **15-03**
- (52) **U.S. Cl.**  
USPC ..... **D15/28**
- (58) **Field of Classification Search**  
USPC ..... D15/10, 11, 13-17, 28, 22-26, 31;  
D12/173; 56/13.3, 13.4, 15.8, 15.9,  
56/320.1; 180/89.1, 89.12, 900, 69.2,  
180/68.1, 69.1  
See application file for complete search history.

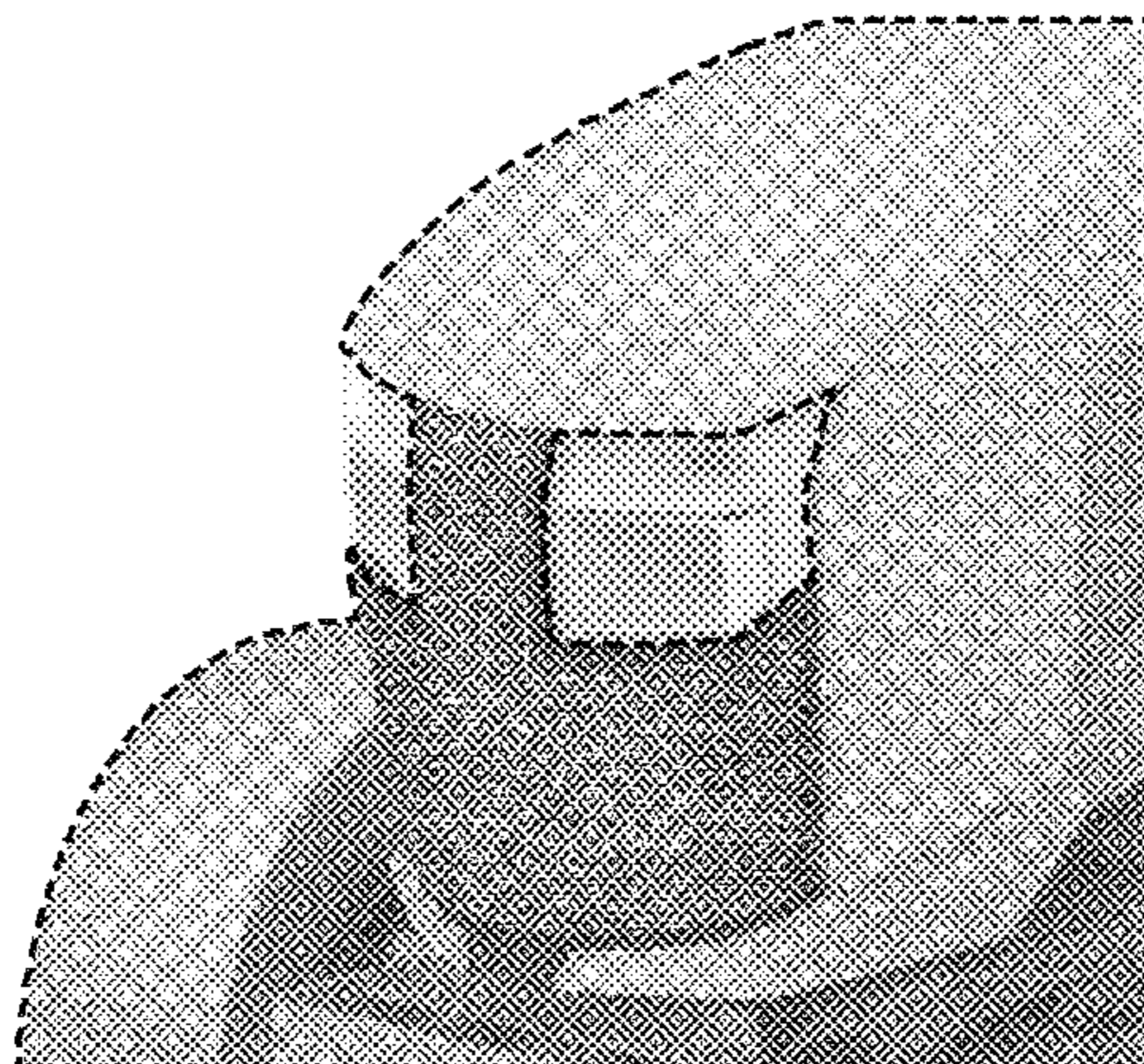
(57) **CLAIM**  
The ornamental design for a portion of a tractor, as shown and described.

- (56) **References Cited**  
U.S. PATENT DOCUMENTS
- D246,370 S \* 11/1977 Lorenz ..... D15/31
- D297,330 S \* 8/1988 Monehaie et al. .... D15/31
- 5,490,574 A \* 2/1996 Ishiizumi et al. .... 180/68.1
- D371,372 S \* 7/1996 Westimayer et al. .... D15/31
- D381,025 S \* 7/1997 Bataille ..... D15/31
- D383,470 S \* 9/1997 Westimayer et al. .... D15/31
- D389,492 S \* 1/1998 Schmidt et al. .... D15/31
- D413,905 S \* 9/1999 Schmidt et al. .... D15/31
- D448,037 S \* 9/2001 Westimayer et al. .... D15/31
- D460,087 S \* 7/2002 Crookes et al. .... D15/28

**DESCRIPTION**

FIG. 1 is a right side view of a portion of a tractor showing our new design;  
FIG. 2 is a left side view thereof;  
FIG. 3 is a front view thereof;  
FIG. 4 is a top view thereof;  
FIG. 5 is an upper right front perspective view thereof;  
FIG. 6 is an enlarged front view thereof; and,  
FIG. 7 is an enlarged upper right front perspective view thereof.  
The portions of FIGS. 1-7 shown in coarse dot pattern and outlined in dashed lines form no part of the claimed design. A bottom view is omitted because it is plain and unornamental and forms no part of the subject matter of the claimed design.

**1 Claim, 7 Drawing Sheets**



(56)


**References Cited**

U.S. PATENT DOCUMENTS

D594,038 S \* 6/2009 Shimomura ..... D15/31  
D596,205 S \* 7/2009 Kawashiri et al. .... D15/31  
D602,507 S \* 10/2009 Kushita ..... D15/31  
D605,669 S \* 12/2009 Matsumoto et al. .... D15/31  
D611,963 S \* 3/2010 Kuwae et al. .... D15/31

D642,597 S \* 8/2011 Krogh et al. .... D15/31  
D642,598 S \* 8/2011 Wikner et al. .... D15/31  
D655,317 S \* 3/2012 Hagele et al. .... D15/31  
D655,318 S \* 3/2012 Hagele et al. .... D15/31  
D655,319 S \* 3/2012 Hagele et al. .... D15/31  
D690,327 S \* 9/2013 Kim et al. .... D15/31  
D690,328 S \* 9/2013 Cha et al. .... D15/31

\* cited by examiner



**FIG. 1**





FIG. 2



**FIG. 3**

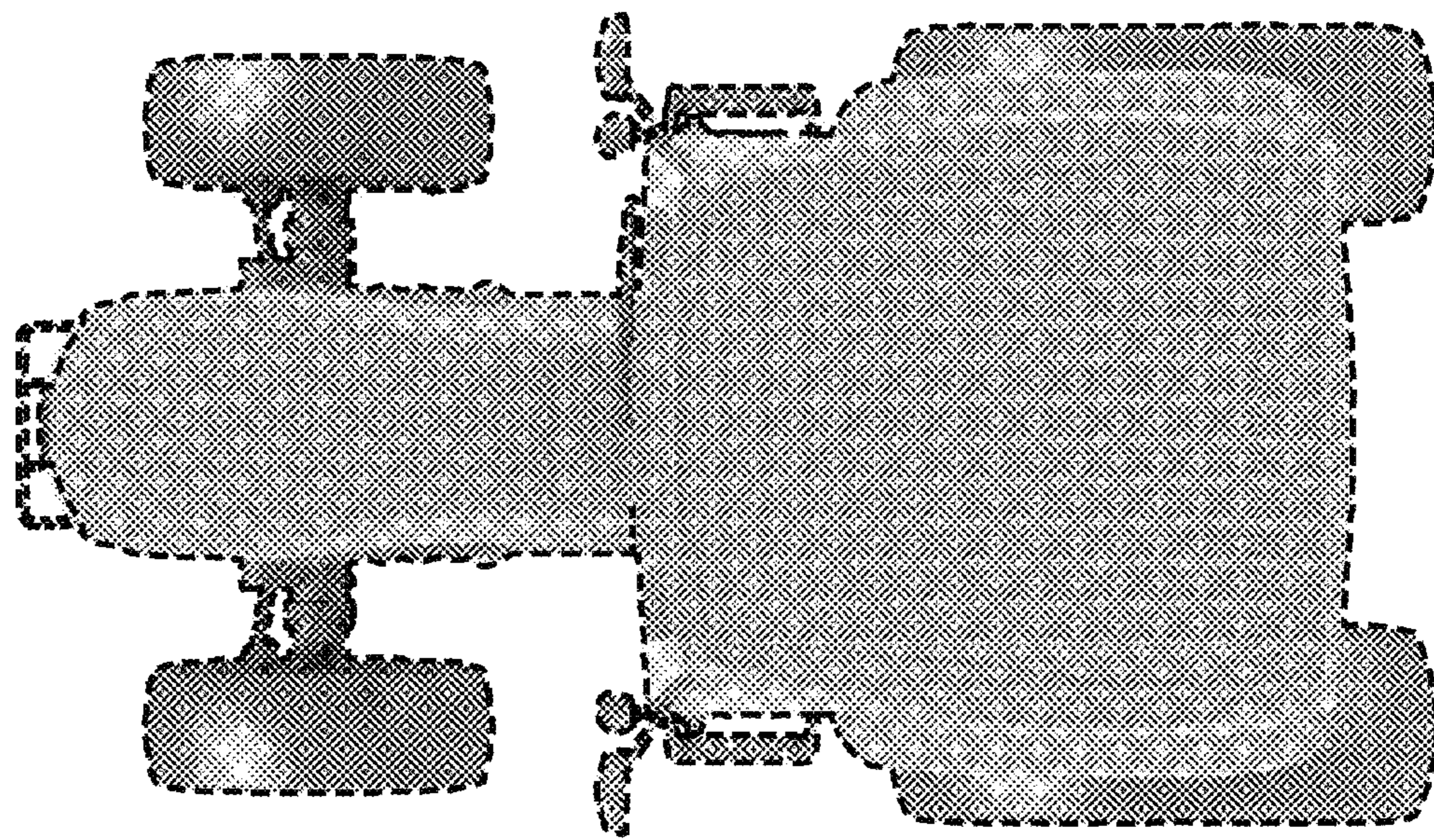




FIG. 4

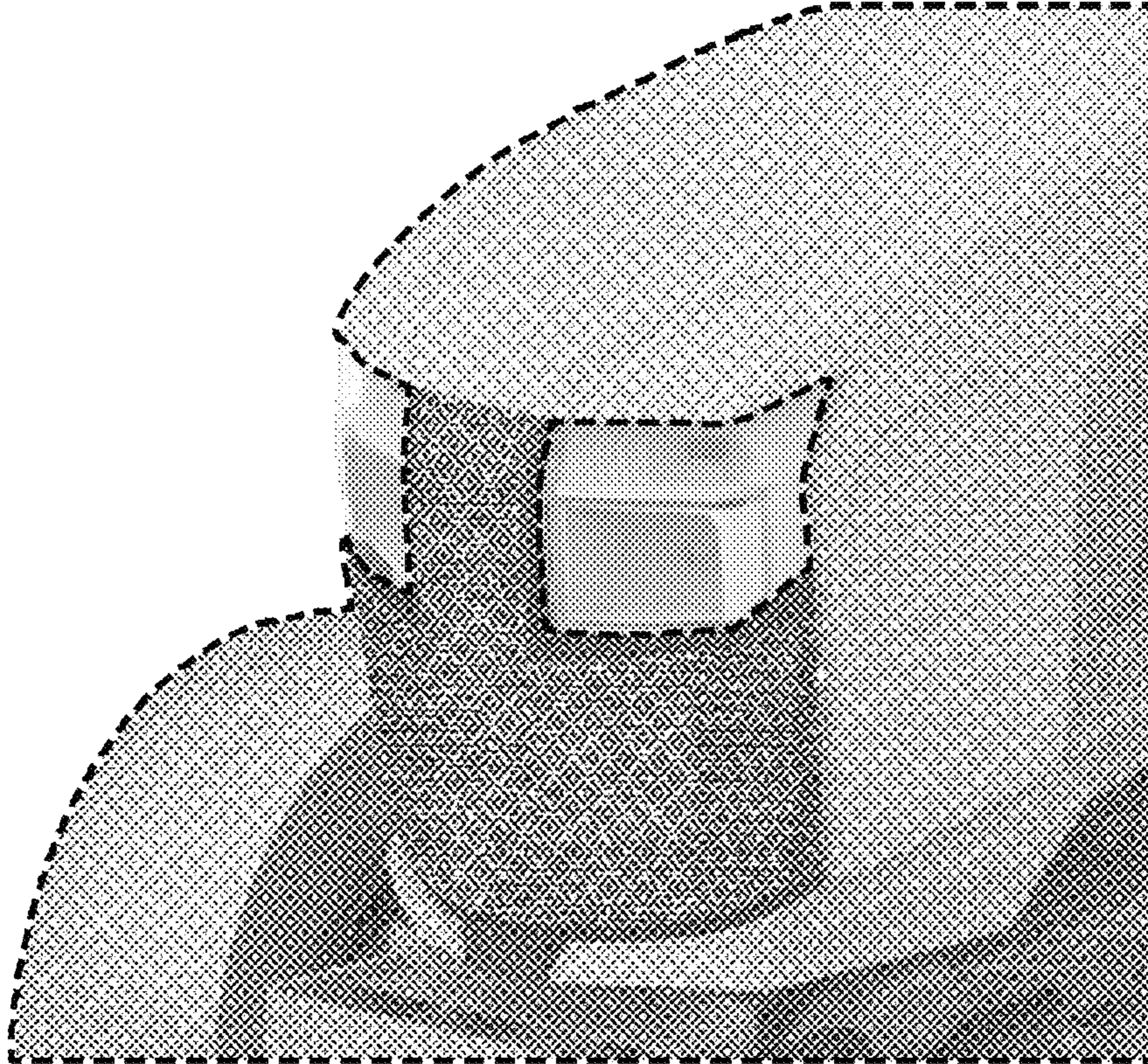


**FIG. 5**



**FIG. 6**





**FIG. 7**