



US00D704715S

(12) **United States Design Patent**  
**Bliven et al.**

(10) **Patent No.:** **US D704,715 S**

(45) **Date of Patent:** **\*\* May 13, 2014**

(54) **DISPLAY**

(71) Applicant: **Hewlett-Packard Development Company, L.P.**, Houston, TX (US)

(72) Inventors: **Robert P. Bliven**, Sunnyvale, CA (US);  
**Kenneth D. Wood**, Portola Valley, CA (US); **Raymond L. Gradwohl**, Saratoga, CA (US)

(73) Assignee: **Hewlett-Packard Development Company, L.P.**, Houston, TX (US)

(\*\*) Term: **14 Years**

(21) Appl. No.: **29/435,929**

(22) Filed: **Oct. 31, 2012**

(51) **LOC (10) Cl.** ..... **08-07**

(52) **U.S. Cl.**  
USPC ..... **D14/451**

(58) **Field of Classification Search**  
USPC ..... D14/371-375, 125-129, 336, 337, 448,  
D14/451, 452, 492, 335, 376-382, 447,  
D14/239; 341/12; 345/104, 156, 168, 173;  
348/180, 184, 325, 739; 349/1, 2, 11,  
349/62; 361/679.05-679.07, 679.21,  
361/679.22

See application file for complete search history.

(56) **References Cited**

**U.S. PATENT DOCUMENTS**

3,042,742 A \* 7/1962 Foster ..... 174/69  
4,808,234 A \* 2/1989 McKay et al. .... 134/21  
5,744,218 A \* 4/1998 Barnes ..... 428/192

5,793,273 A \* 8/1998 Yamaguchi et al. .... 336/198  
D403,670 S \* 1/1999 Liao ..... D14/375  
D506,331 S \* 6/2005 Quintal ..... D6/495  
D541,278 S \* 4/2007 Hsu et al. .... D14/375  
D573,661 S \* 7/2008 Golad ..... D21/386  
D587,715 S \* 3/2009 Davis et al. .... D14/451  
D593,568 S \* 6/2009 Hsieh et al. .... D14/451  
D600,696 S \* 9/2009 Andre et al. .... D14/371  
D607,844 S \* 1/2010 Feldstein et al. .... D13/168  
D676,431 S \* 2/2013 Lu et al. .... D14/239  
D682,285 S \* 5/2013 Skinner et al. .... D14/451  
D683,141 S \* 5/2013 Symons ..... D6/310  
D685,805 S \* 7/2013 Lu et al. .... D14/451  
D696,666 S \* 12/2013 Drew et al. .... D14/375

\* cited by examiner

*Primary Examiner* — Deanna L Pratt  
*Assistant Examiner* — Katie Mroczka

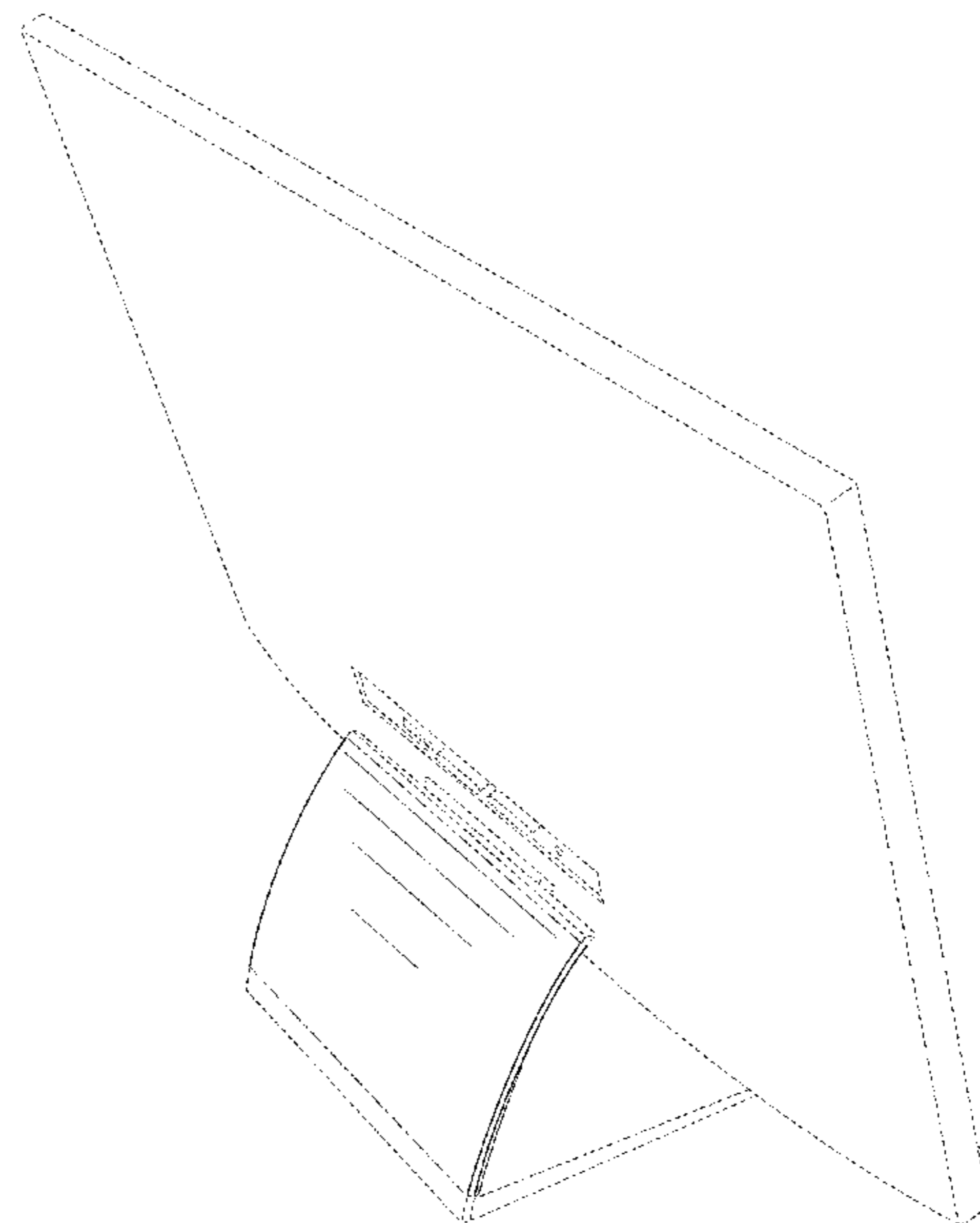

(57) **CLAIM**

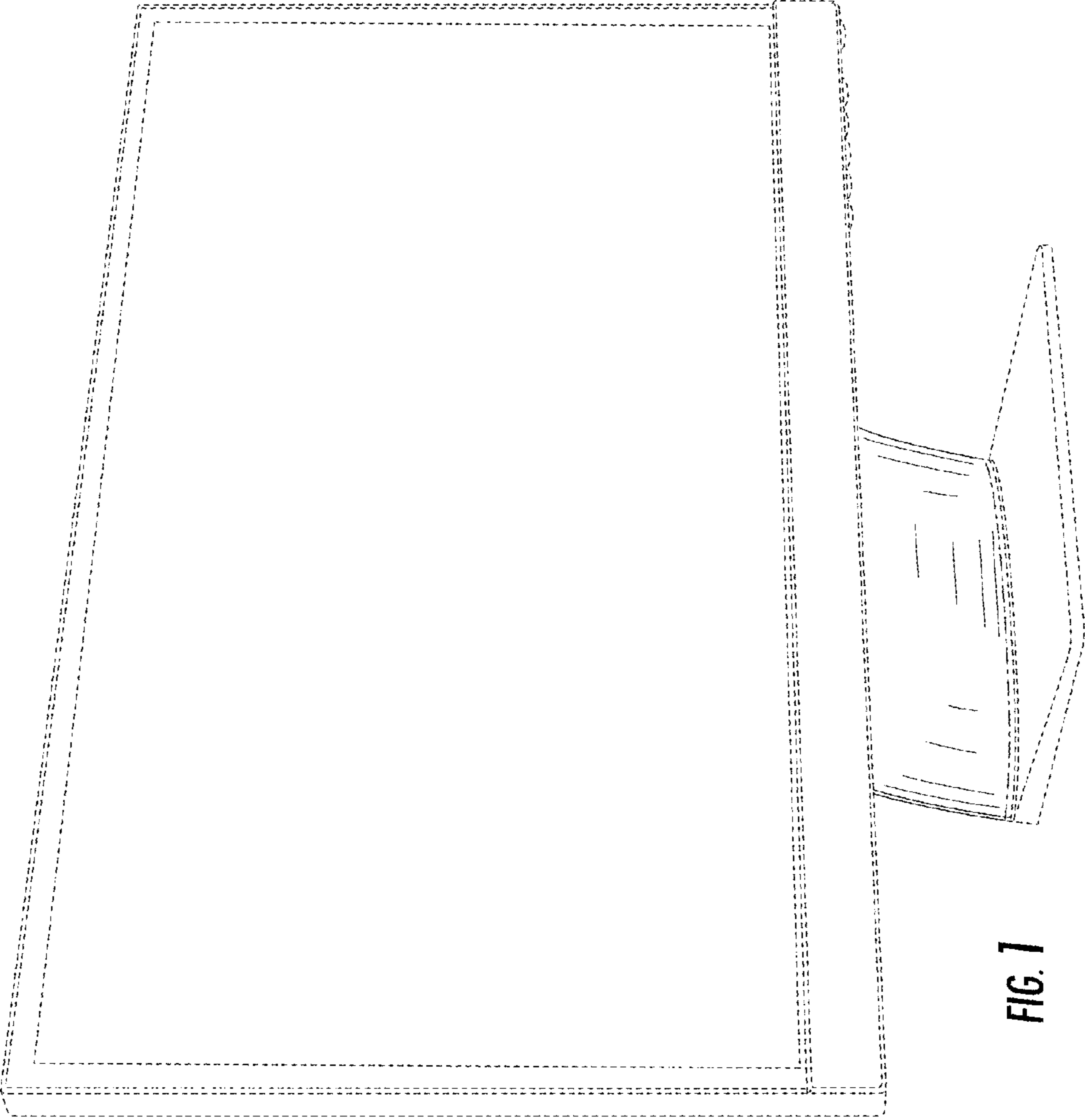
We claim the ornamental design for a display, as shown and described.

**DESCRIPTION**

FIG. 1 is a front perspective view of a display;  
FIG. 2 is a rear perspective view thereof;  
FIG. 3 is a front view thereof;  
FIG. 4 is a rear view thereof;  
FIG. 5 is a top view thereof;  
FIG. 6 is a left side view thereof; and,  
FIG. 7 is a right side view thereof.  
The dash-dash broken lines in FIGS. 1-7 illustrate portions of the display that form no part of the claimed design. The short dash-long dash broken lines in FIGS. 1-7 illustrate boundary lines which form no part of the claimed design.

**1 Claim, 6 Drawing Sheets**





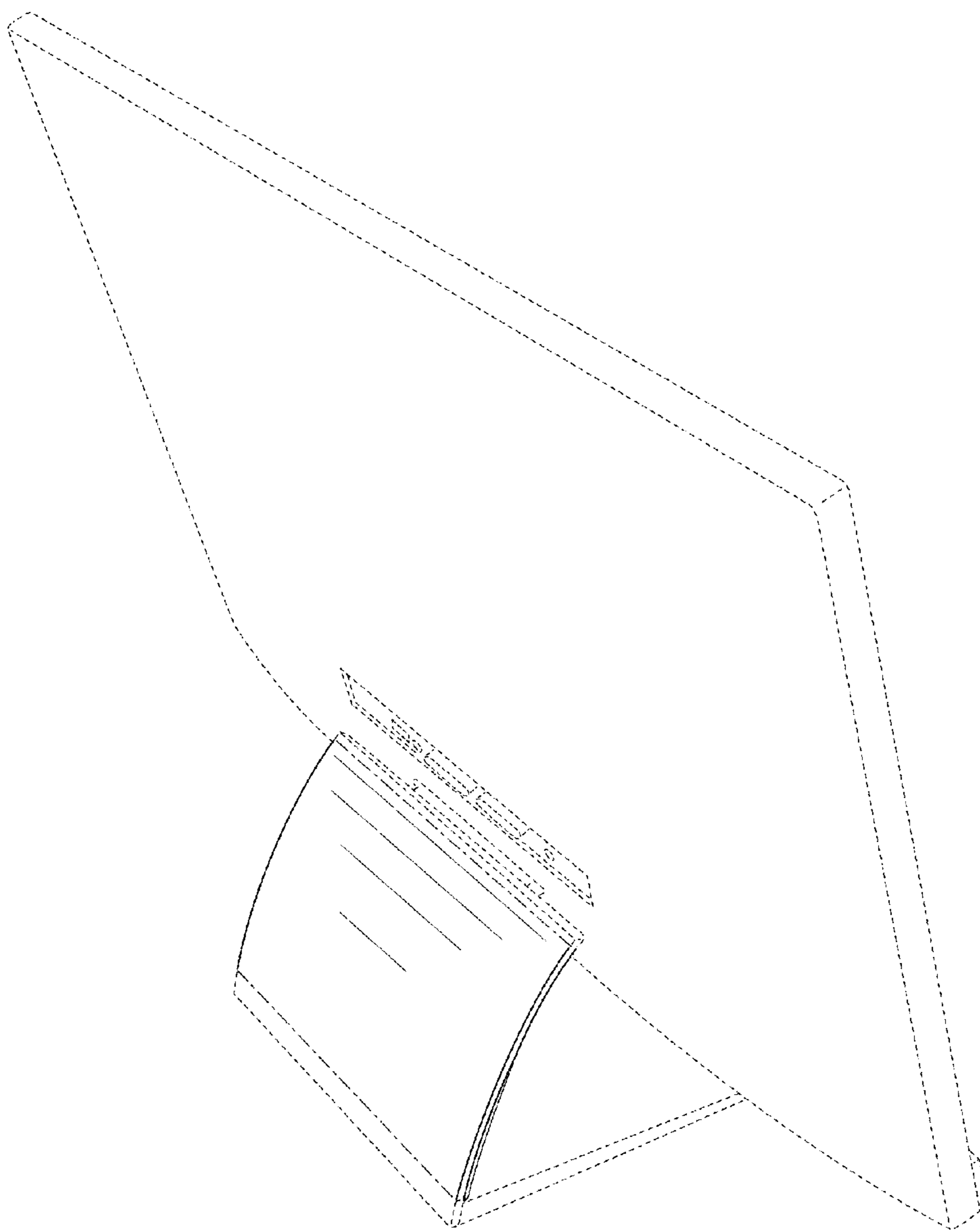


FIG. 2


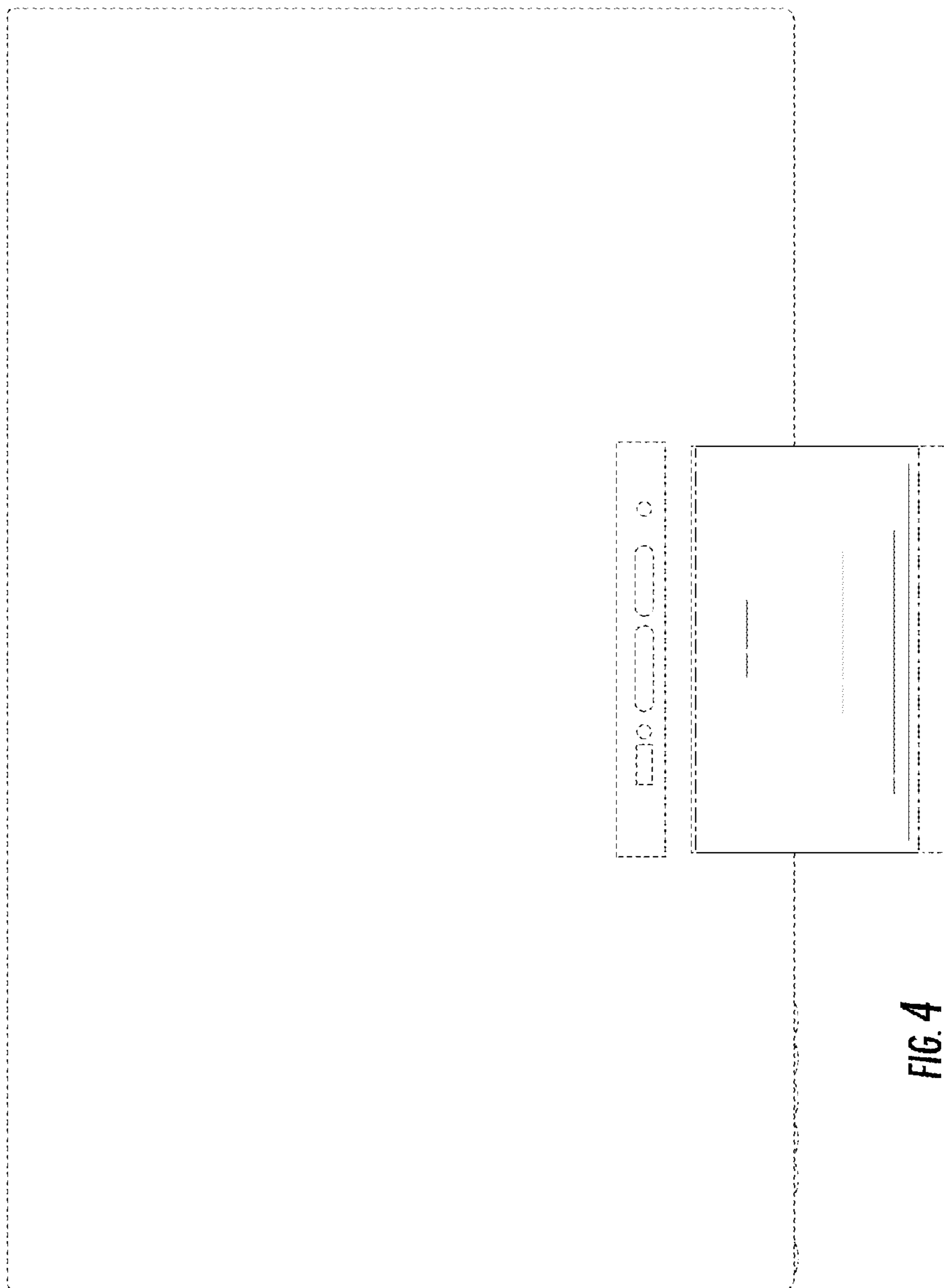


FIG. 3



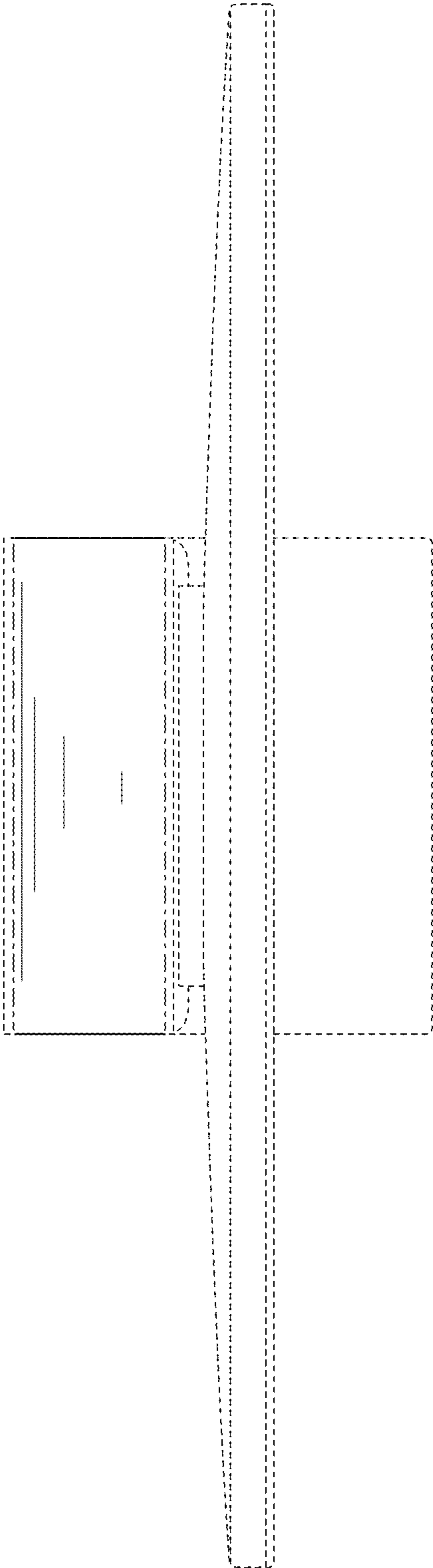
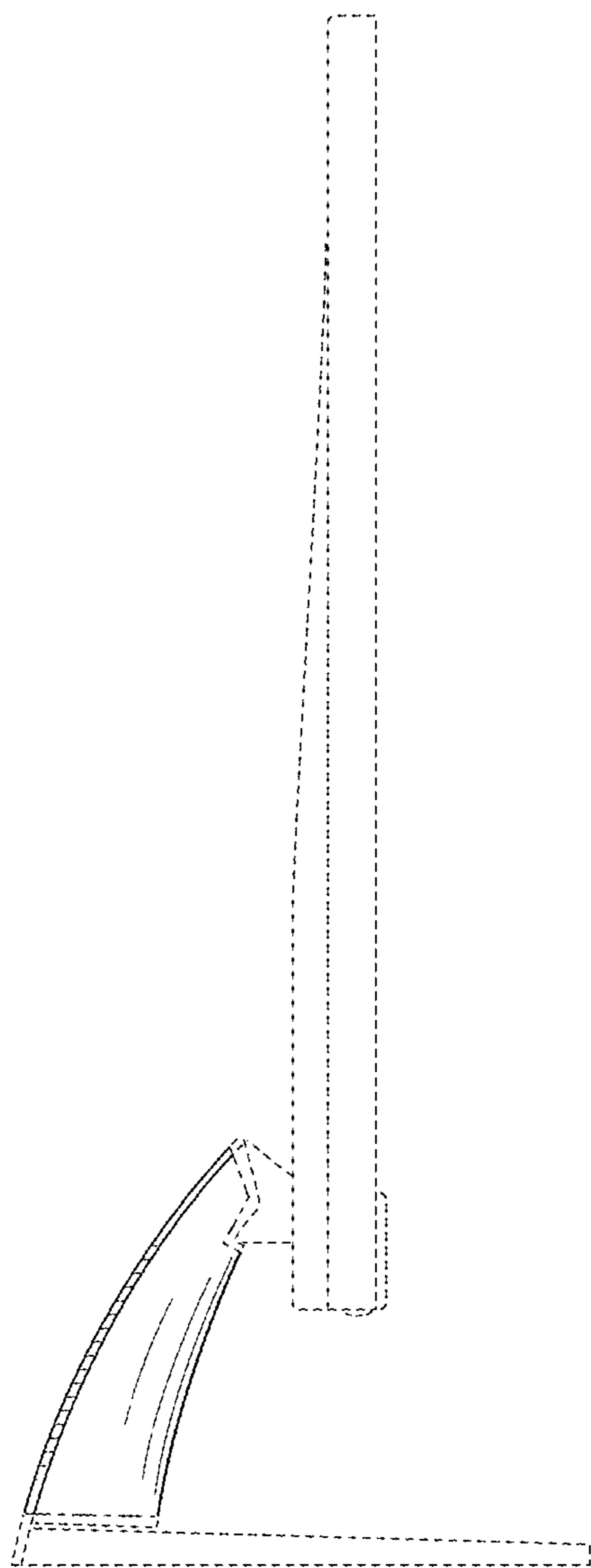
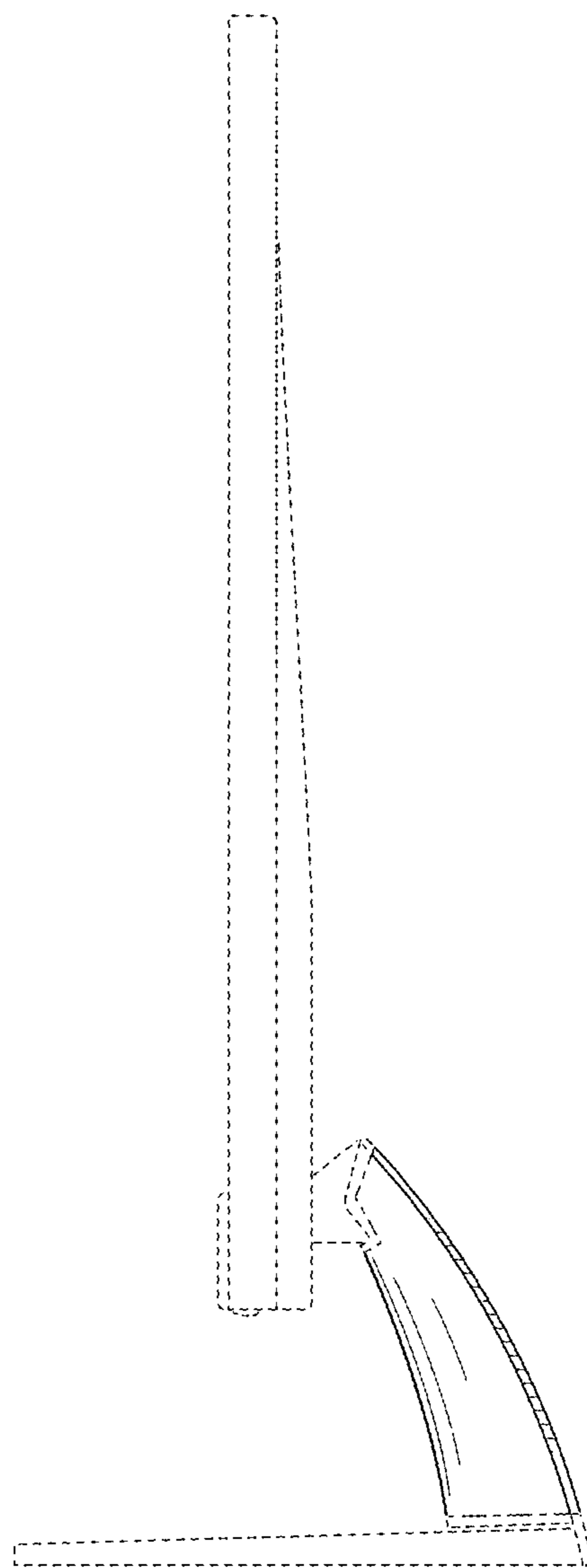


FIG. 5



**FIG. 6**



**FIG. 7**