



US00D704712S

(12) **United States Design Patent**  
**Sugino et al.**

(10) **Patent No.:** **US D704,712 S**  
(45) **Date of Patent:** **\*\* May 13, 2014**

(54) **HOUSING COMPONENT FOR ELECTRONIC COMPUTER**

(71) Applicant: **Nintendo Co., Ltd.**, Kyoto (JP)

(72) Inventors: **Kenichi Sugino**, Kyoto (JP); **Yui Ehara**, Kyoto (JP); **Takaki Fujino**, Kyoto (JP); **Junichiro Miyatake**, Kyoto (JP); **Tetsuya Akama**, Kyoto (JP); **Hironori Akai**, Kyoto (JP); **Kochi Kawai**, Kyoto (JP); **Kumpei Fujita**, Kyoto (JP)

(73) Assignee: **Nintendo Co., Ltd.**, Kyoto (JP)

(\*\*) Term: **14 Years**

(21) Appl. No.: **29/439,983**

(22) Filed: **Dec. 18, 2012**

(30) **Foreign Application Priority Data**

Jun. 18, 2012 (JP) ..... 2012-014502

(51) **LOC (10) Cl.** ..... **14-02**

(52) **U.S. Cl.**  
USPC ..... **D14/432**; D14/439

(58) **Field of Classification Search**  
USPC ..... D14/300–302, 308–313, 314, 348,  
D14/353–355, 432, 439–446; 361/679.02,  
361/679.31, 679.5, 690, 694, 679.23, 801,  
361/802; 312/332.1, 334.1; D19/81  
See application file for complete search history.

(56) **References Cited**

**U.S. PATENT DOCUMENTS**

- D275,971 S 10/1984 Yokoi
- D318,884 S 8/1991 Kojo
- D347,450 S 5/1994 Nagata et al.
- D452,280 S 12/2001 Ota et al.
- D453,536 S 2/2002 Ota et al.
- 6,666,484 B1 \* 12/2003 Branch et al. .... 292/128

- D484,918 S 1/2004 Okada et al.
- D524,870 S 7/2006 Sugino et al.
- D532,051 S 11/2006 Sugino et al.
- D556,759 S 12/2007 Kawanobe et al.
- D568,884 S 5/2008 Kawanobe et al.
- D598,024 S \* 8/2009 Scott et al. .... D14/432
- D622,126 S \* 8/2010 Burns ..... D8/302
- D639,791 S \* 6/2011 Corley et al. .... D14/248
- D646,266 S \* 10/2011 Kim et al. .... D14/250
- D665,809 S \* 8/2012 Wang et al. .... D14/439
- D673,958 S \* 1/2013 Fathollahi ..... D14/440
- D675,210 S \* 1/2013 Kim ..... D14/440
- D683,700 S \* 6/2013 Ferrari et al. .... D13/119
- D686,624 S \* 7/2013 Kuehn et al. .... D14/432
- D690,703 S \* 10/2013 Welch et al. .... D14/440
- 2007/0117598 A1 \* 5/2007 Yang et al. .... 455/575.1
- 2010/0134987 A1 \* 6/2010 Furholzer ..... 361/747

**OTHER PUBLICATIONS**

Design U.S. Appl. No. 29/439,972, filed Dec. 18, 2012 (pending).  
Design U.S. Appl. No. 29/439,977, filed Dec. 18, 2012 (pending).

(Continued)

*Primary Examiner* — Austin Murphy

(74) *Attorney, Agent, or Firm* — Nixon & Vanderhye, P.C.

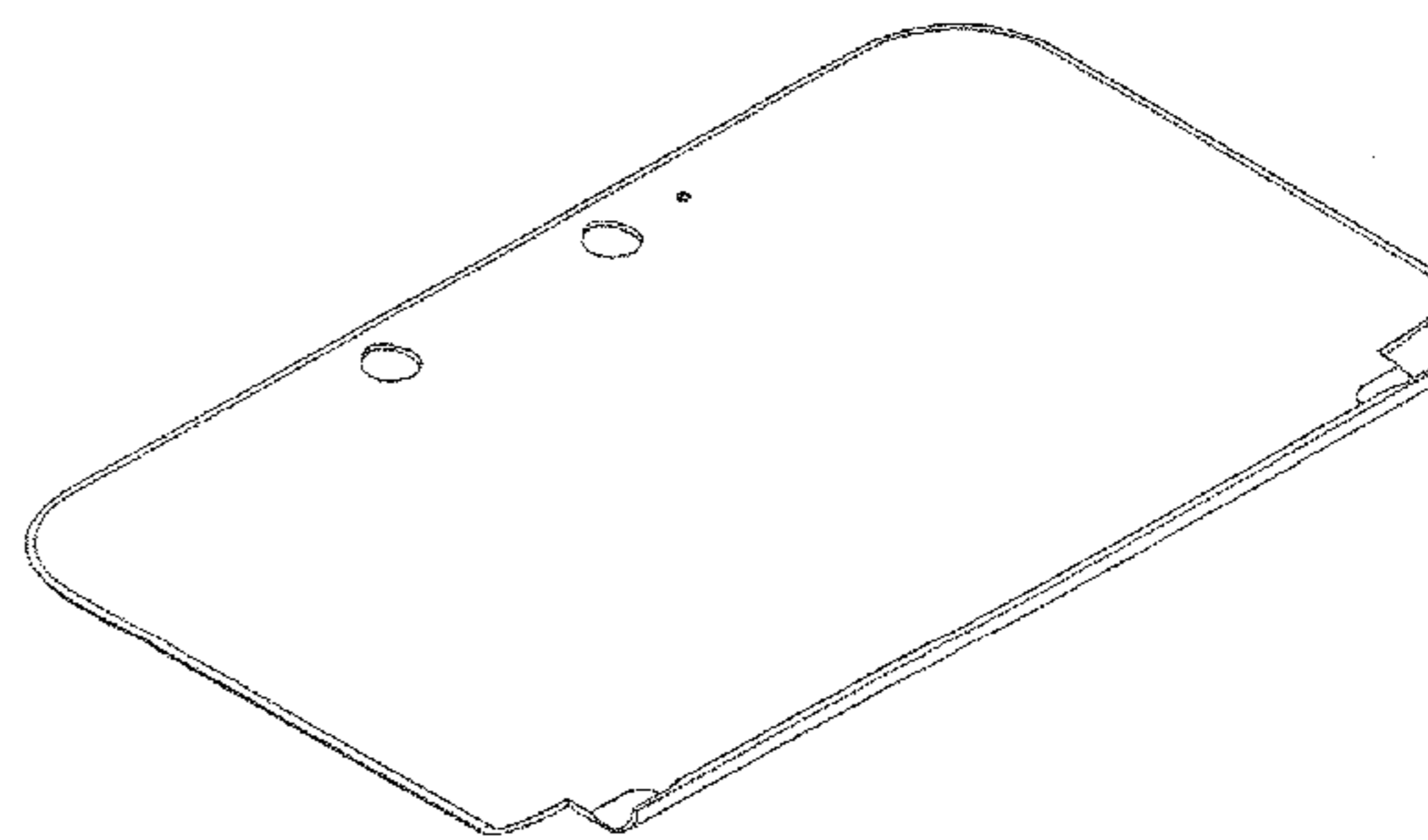
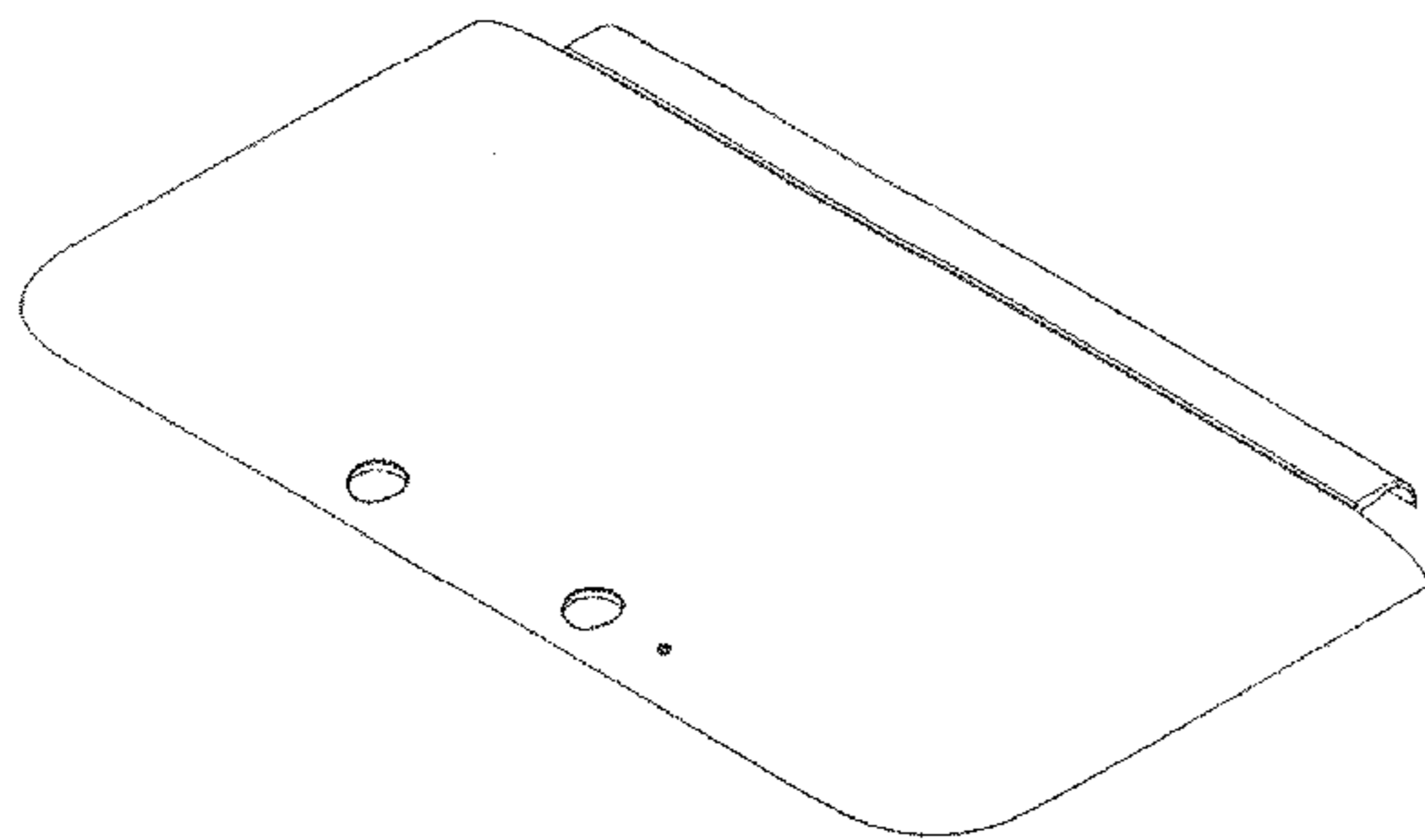
(57) **CLAIM**

The ornamental design for a housing component for electronic computer, as shown and described.

**DESCRIPTION**

FIG. 1 is front, right and bottom perspective view of a housing component for electronic computer showing our new design; FIG. 2 is rear, left and top perspective view thereof; FIG. 3 is a front view thereof; FIG. 4 is a rear view thereof; FIG. 5 is a top plan view thereof; FIG. 6 is a bottom plan view thereof; FIG. 7 is a left side view thereof; and, FIG. 8 is a right side view thereof.

**1 Claim, 3 Drawing Sheets**



(56)

**References Cited**

OTHER PUBLICATIONS

Design U.S. Appl. No. 29/439,980, filed Dec. 18, 2012 (pending).  
Design U.S. Appl. No. 29/439,991, filed Dec. 18, 2012 (pending).  
Design U.S. Appl. No. 29/439,996, filed Dec. 18, 2012 (pending).

Design U.S. Appl. No. 29/440,001, filed Dec. 18, 2012 (pending).  
Design U.S. Appl. No. 29/407,809, filed Dec. 2, 2011 (pending).  
Design U.S. Appl. No. 29/407,814, filed Dec. 2, 2011 (pending).  
Design U.S. Appl. No. 29/448,050, filed Mar. 8, 2013 (pending).

\* cited by examiner

FIG. 1

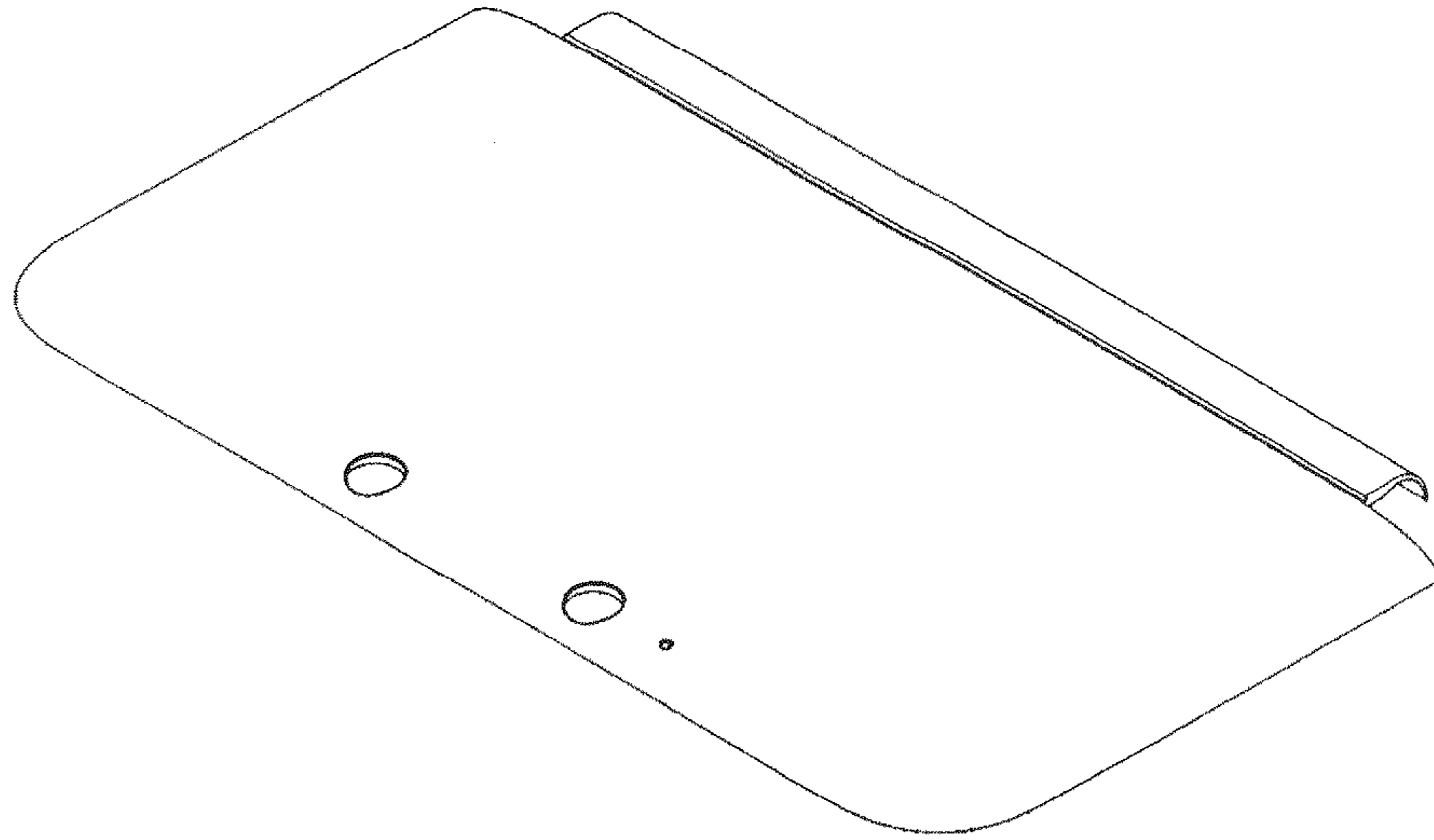


FIG. 2

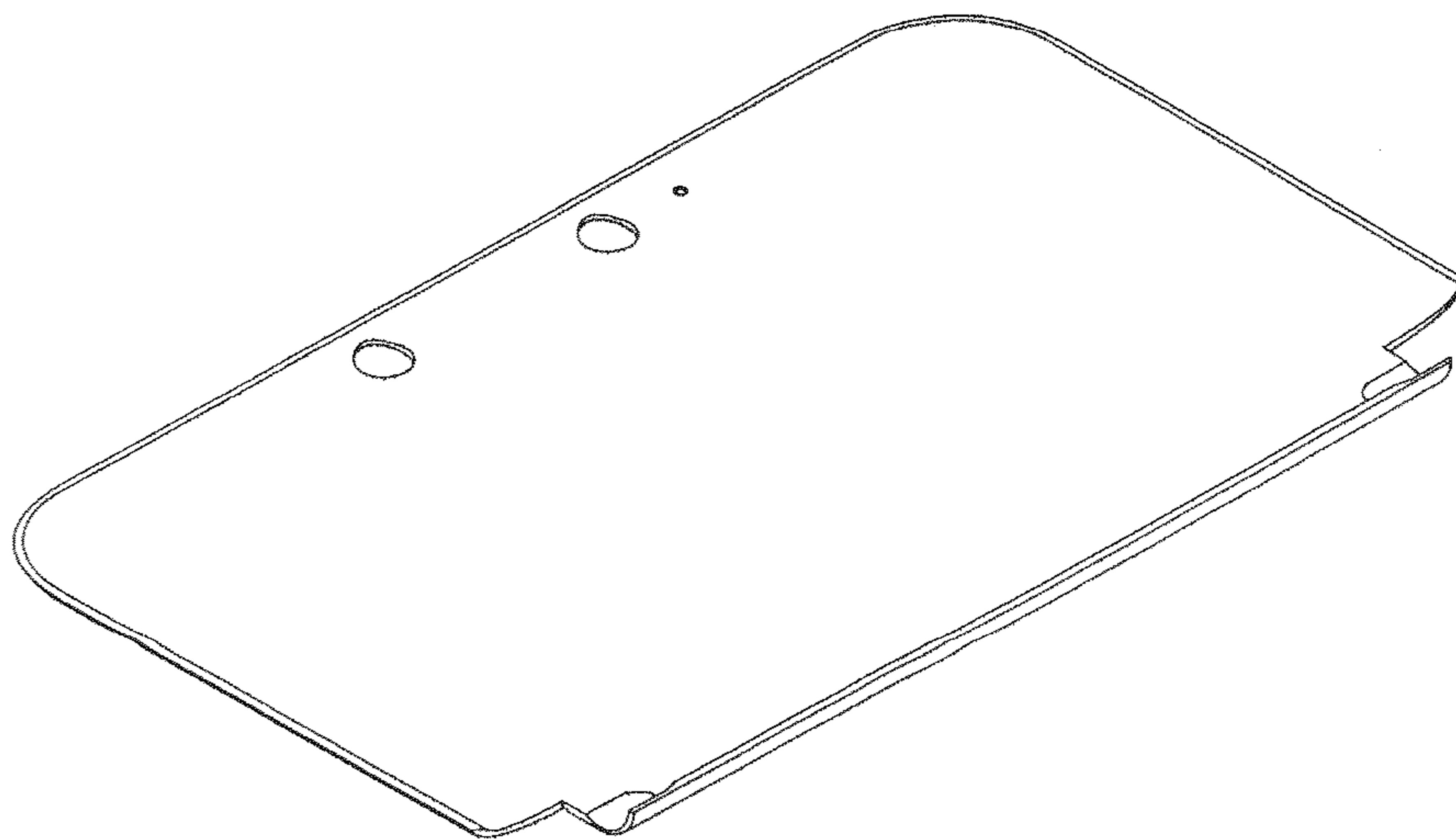


FIG. 3

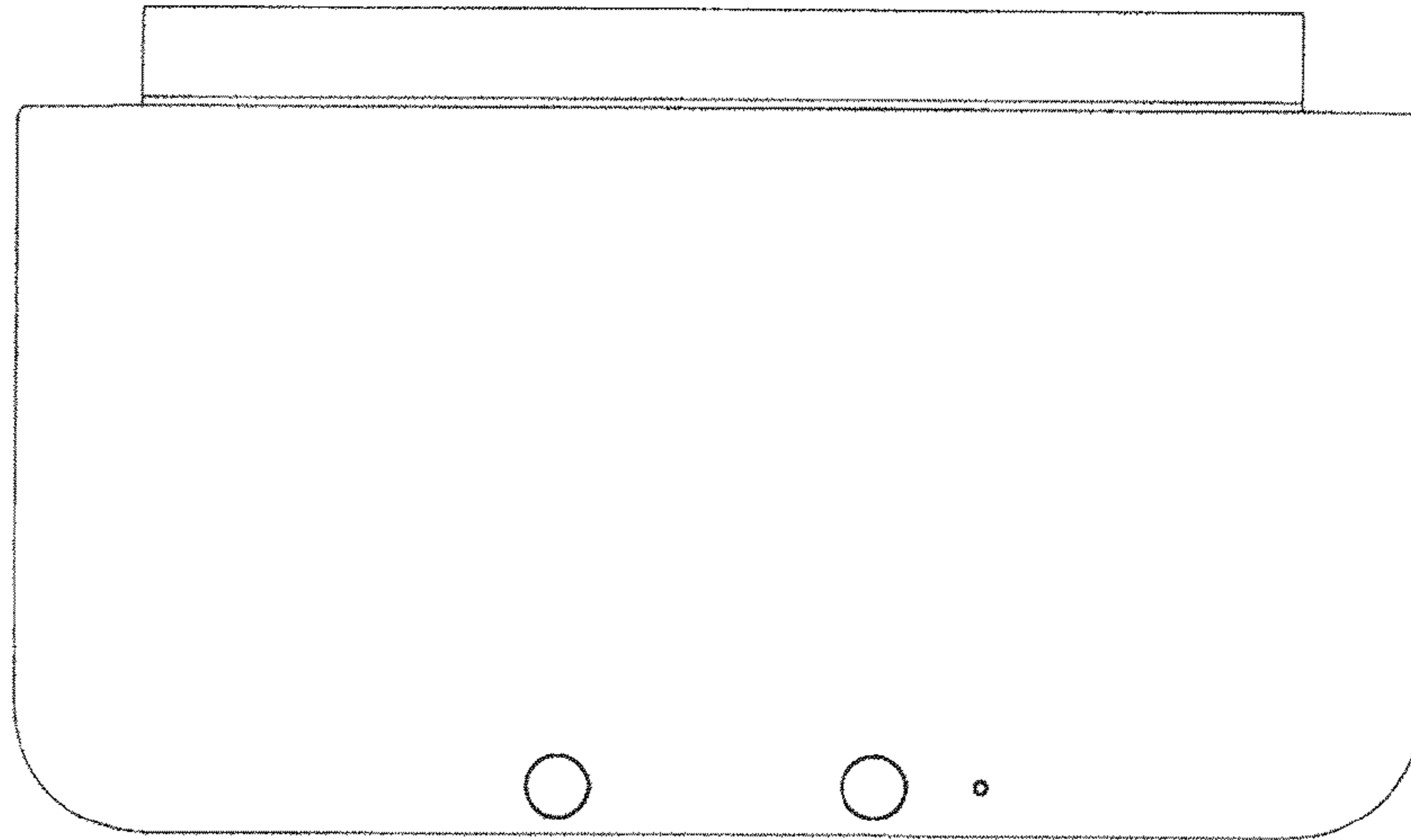


FIG. 4




FIG. 5




FIG. 6



FIG. 7



FIG. 8

