



US00D704710S

(12) **United States Design Patent**  
**Chen**

(10) **Patent No.:** **US D704,710 S**

(45) **Date of Patent:** **\*\* May 13, 2014**

(54) **TOUCH STYLUS**

(71) Applicant: **Hon Hai Precision Industry Co., Ltd.,**  
New Taipei (TW)

(72) Inventor: **Long Chen,** Shenzhen (CN)

(73) Assignee: **Hon Hai Precision Industry Co., Ltd.,**  
New Taipei (TW)

(\*\*) Term: **14 Years**

(21) Appl. No.: **29/471,848**

(22) Filed: **Nov. 6, 2013**

(51) **LOC (10) Cl.** ..... **14-02**

(52) **U.S. Cl.**  
USPC ..... **D14/411**

(58) **Field of Classification Search**  
USPC ..... D8/61; D14/411; D19/35, 36, 41-51,  
D19/54-58; 401/55, 99, 100, 104-107, 196,  
401/197, 202, 208, 209, 213, 192, 195,  
401/243; 708/107; 345/179, 173;  
178/19.01; 700/94

See application file for complete search history.

(56) **References Cited**

**U.S. PATENT DOCUMENTS**

1,974,667 A \* 9/1934 Solinger ..... 401/52  
D456,411 S \* 4/2002 Kourushi ..... D14/411  
6,505,984 B2 \* 1/2003 Smith et al. .... 401/52  
D500,799 S \* 1/2005 Olson ..... D10/78  
7,001,092 B1 \* 2/2006 Varughese ..... 401/88

D547,799 S \* 7/2007 Granick ..... D19/36  
7,377,709 B2 \* 5/2008 Butler ..... 401/195  
D619,580 S \* 7/2010 Nakayama et al. .... D14/411  
D675,621 S \* 2/2013 Fletcher et al. .... D14/411  
D684,579 S \* 6/2013 Chen ..... D14/411  
D694,757 S \* 12/2013 Wu ..... D14/411

\* cited by examiner

*Primary Examiner* — Austin Murphy

(74) *Attorney, Agent, or Firm* — Novak Druce Connolly  
Bove + Quigg LLP

(57) **CLAIM**

The ornamental design for a touch stylus, as shown and  
described.

**DESCRIPTION**

FIG. 1 is a perspective view of a touch stylus showing my new  
design;

FIG. 2 is a front elevational view thereof;

FIG. 3 is a rear elevational view thereof;

FIG. 4 is a left side elevational view thereof;

FIG. 5 is a right side elevational view thereof;

FIG. 6 is a top plan view thereof;

FIG. 7 is a bottom plan view thereof;


FIG. 8 is a first reference perspective view showing a state that  
the touch stylus of FIG. 1 is in use;

FIG. 9 is a second reference perspective view showing  
another state that the touch stylus of FIG. 1 is in use; and,

FIG. 10 is a third reference perspective view showing yet  
another state that the touch stylus of FIG. 1 is in use.

The broken lines in the drawings are employed for illustrative  
purposes only and form no part of the claimed design.

**1 Claim, 10 Drawing Sheets**






FIG. 1




FIG. 2




FIG. 3




FIG. 4




FIG. 5

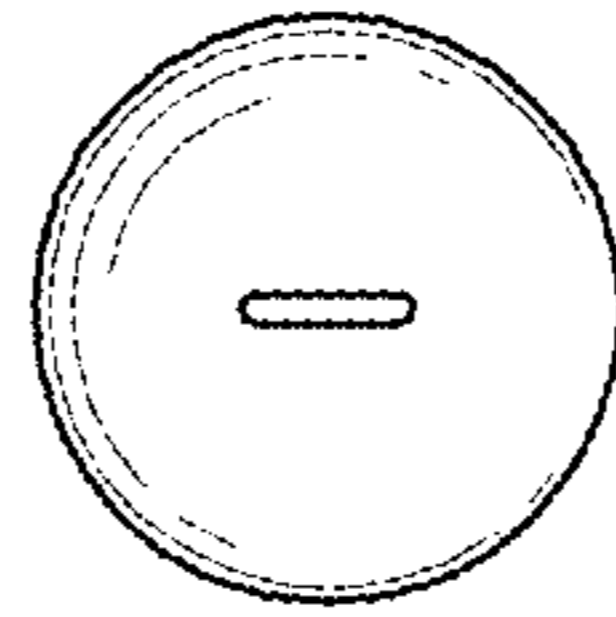


FIG. 6

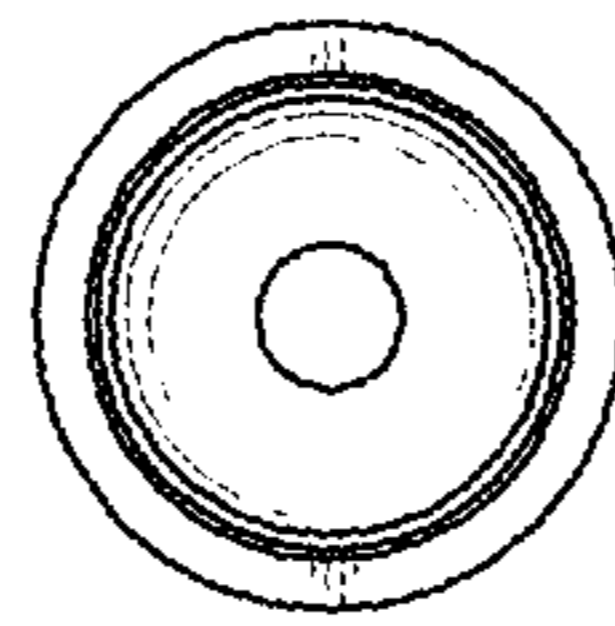


FIG. 7



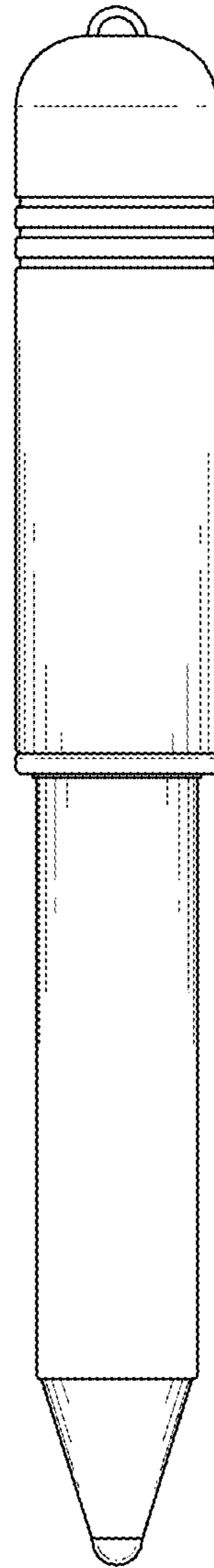


FIG. 8




FIG. 9




FIG. 10