

US00D704703S

(12) **United States Design Patent**
Liu et al.

(10) **Patent No.:** **US D704,703 S**

(45) **Date of Patent:** **** May 13, 2014**

(54) **PORTABLE ELECTRONIC DEVICE**

(71) Applicant: **Compal Electronics, Inc.**, Taipei (TW)

(72) Inventors: **Kun-Yen Liu**, Taipei (TW); **Hsin Lu**,
Taipei (TW)

(73) Assignee: **Compal Electronics, Inc.**, Taipei (TW)

(**) Term: **14 Years**

(21) Appl. No.: **29/441,359**

(22) Filed: **Jan. 4, 2013**

(51) **LOC (10) Cl.** **14-02**

(52) **U.S. Cl.**
USPC **D14/341**

(58) **Field of Classification Search**
USPC D14/341-347, 137, 138 AA, 138 R,
D14/138 C, 138 G, 496, 203.1, 203.3, 203.4,
D14/203.7, 129, 130, 420, 426, 147, 218,
D14/247-248, 389, 388, 315-318; D10/65,
D10/104.1; D18/6-7; D21/324, 329, 330;
455/556.1, 556.2, 566, 575.1, 90.3;
379/433.04, 433.01, 433.06, 916;
345/173, 901, 905; 361/679.26,
361/679.27, 679.3, 679.55, 679.56,
361/680-686; 248/917-924; 348/373, 376;
D19/60

See application file for complete search history.

(56) **References Cited**

U.S. PATENT DOCUMENTS

D505,950 S *	6/2005	Summit et al.	D14/341
D554,637 S *	11/2007	Ball	D14/346
D561,758 S *	2/2008	Ball	D14/346
D645,041 S *	9/2011	Morton et al.	D14/341
D670,288 S *	11/2012	Chen	D14/341
D676,043 S *	2/2013	Hirose	D14/341
D676,046 S *	2/2013	Hatori et al.	D14/341
D683,325 S *	5/2013	Sugiyama	D14/138 G
D687,402 S *	8/2013	Park	D14/138 G
D687,822 S *	8/2013	Growney et al.	D14/341

* cited by examiner

Primary Examiner — Barbara Fox

(74) *Attorney, Agent, or Firm* — CKC & Partners Co., Ltd.

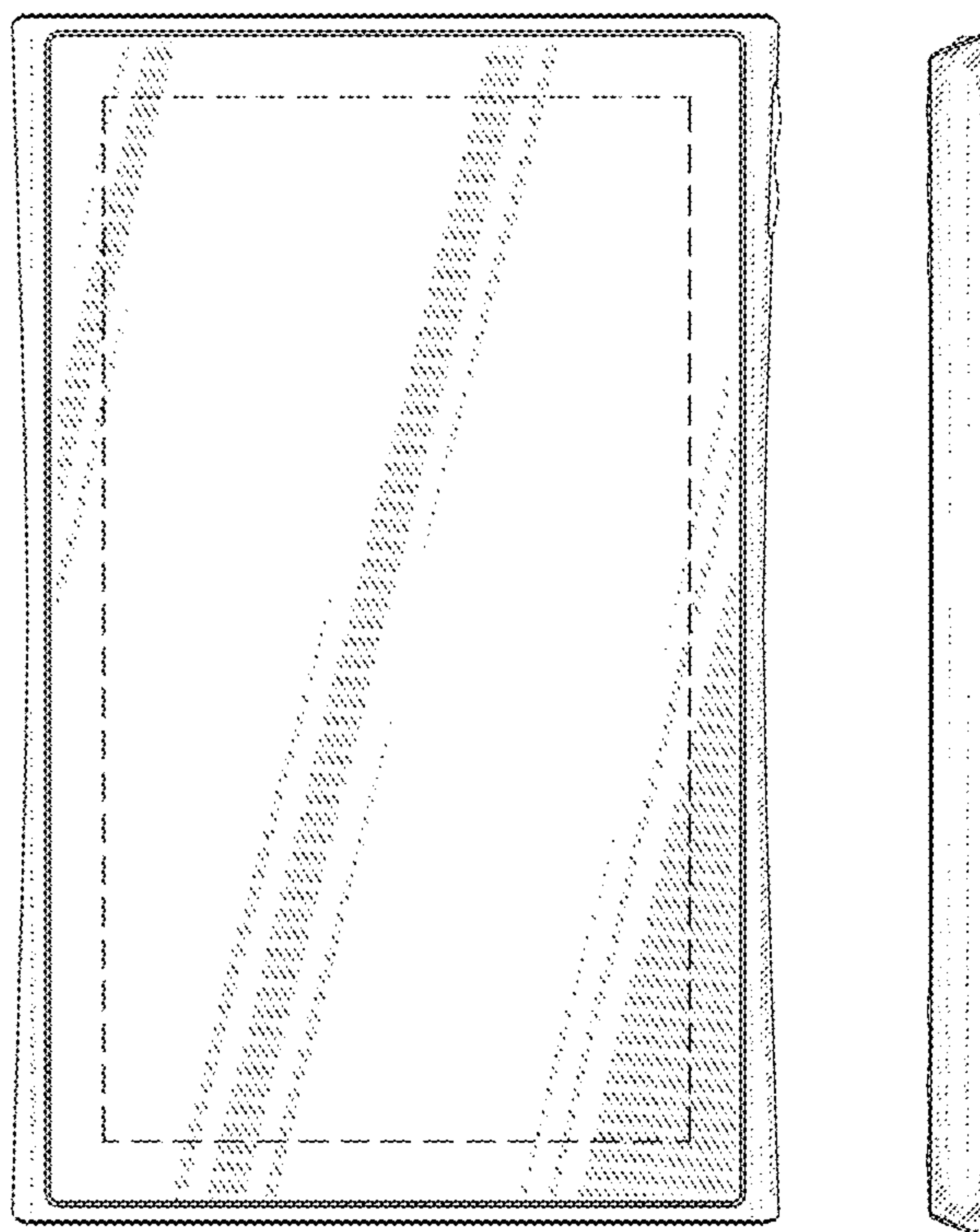
(57) **CLAIM**

The ornamental design for a portable electronic device, as shown and described.

DESCRIPTION

FIG. 1 is a perspective view of a portable electronic device showing our new design;
FIG. 2 is a front view thereof;
FIG. 3 is a rear view thereof;
FIG. 4 is a left side view thereof;
FIG. 5 is a right side view thereof;
FIG. 6 is a top view thereof; and,
FIG. 7 is a bottom view thereof.
The broken lines shown represent unclaimed subject matter and form no part of the claimed design.

1 Claim, 5 Drawing Sheets



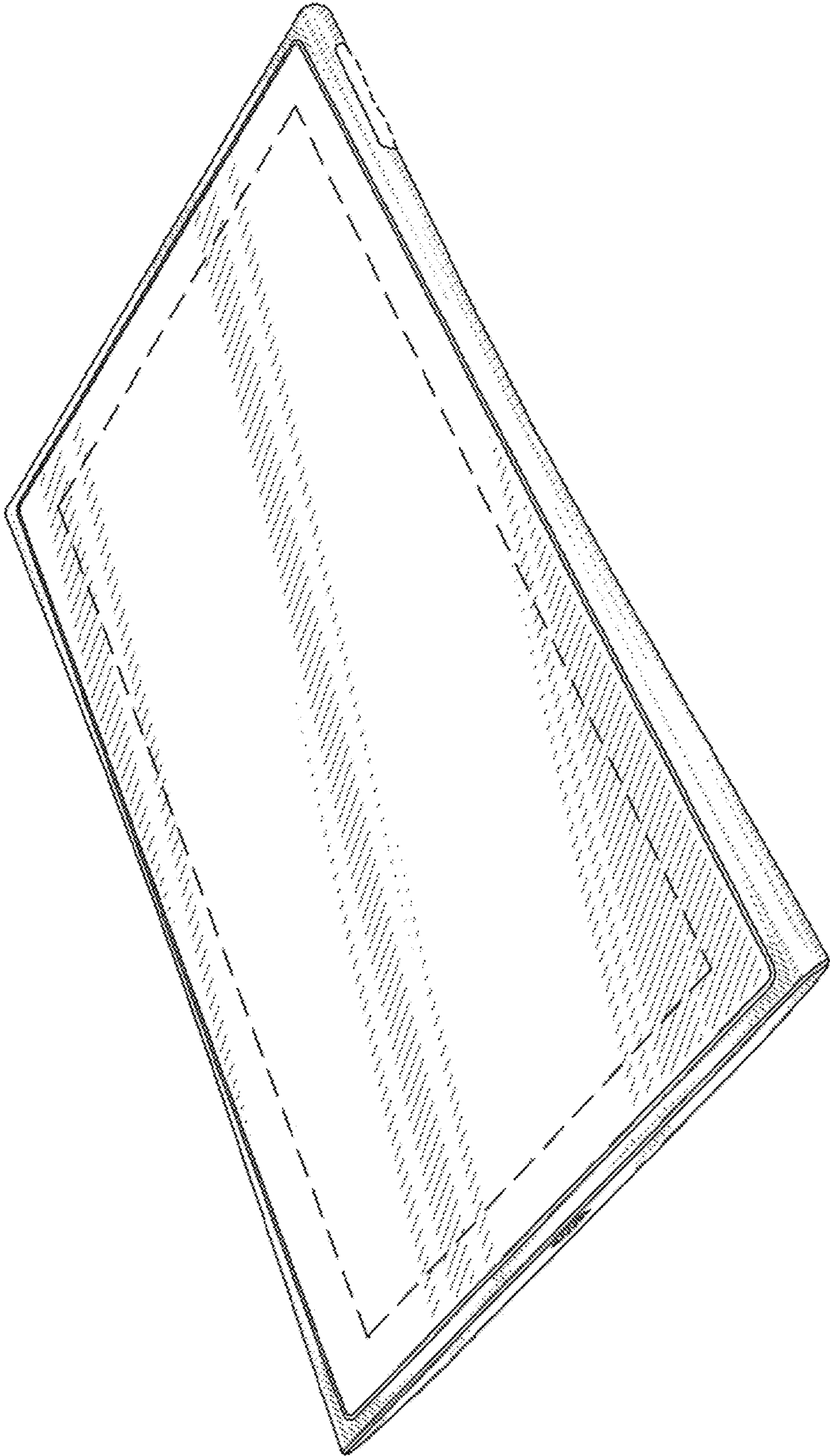


FIG. 1

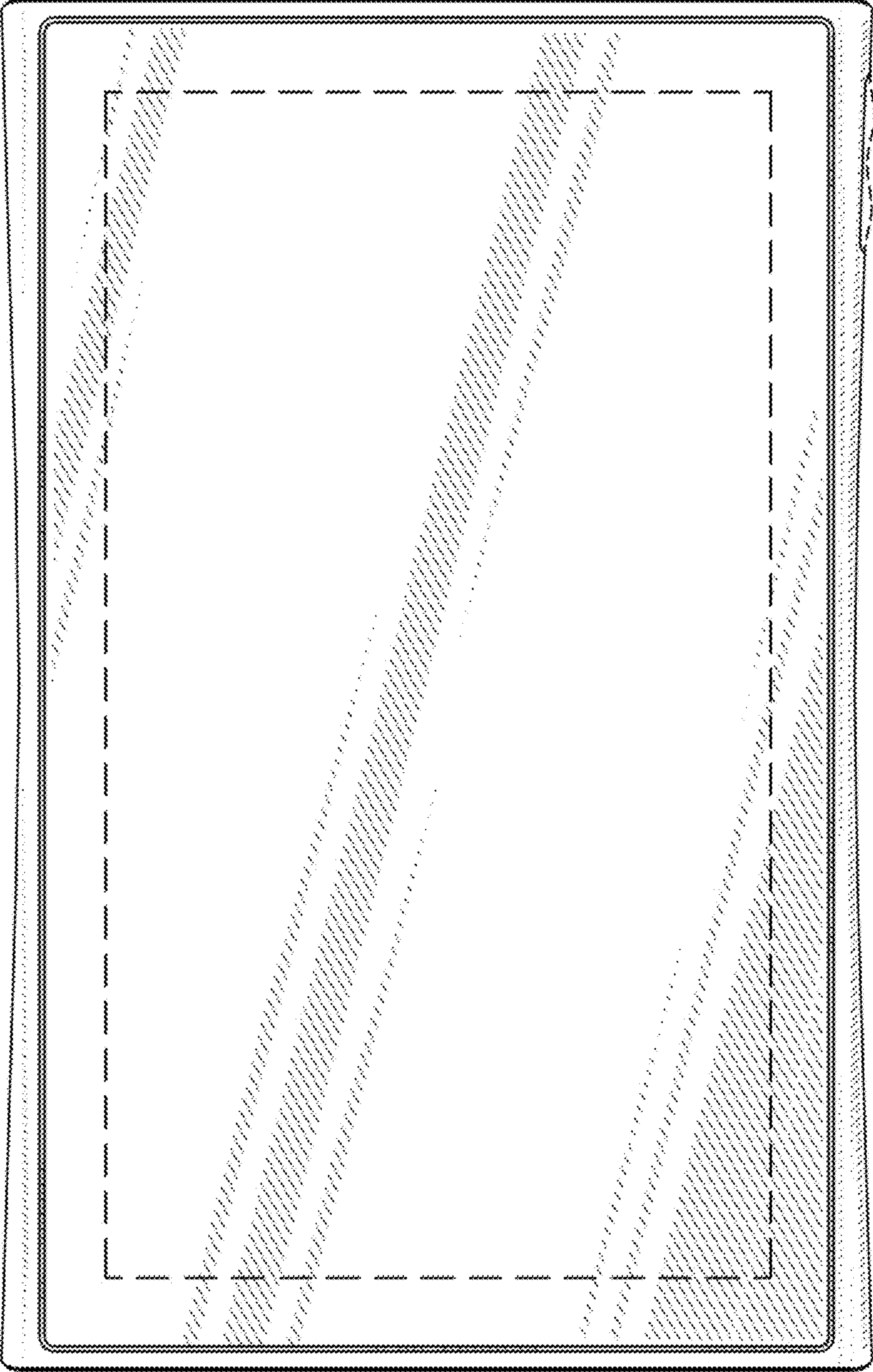


FIG. 2

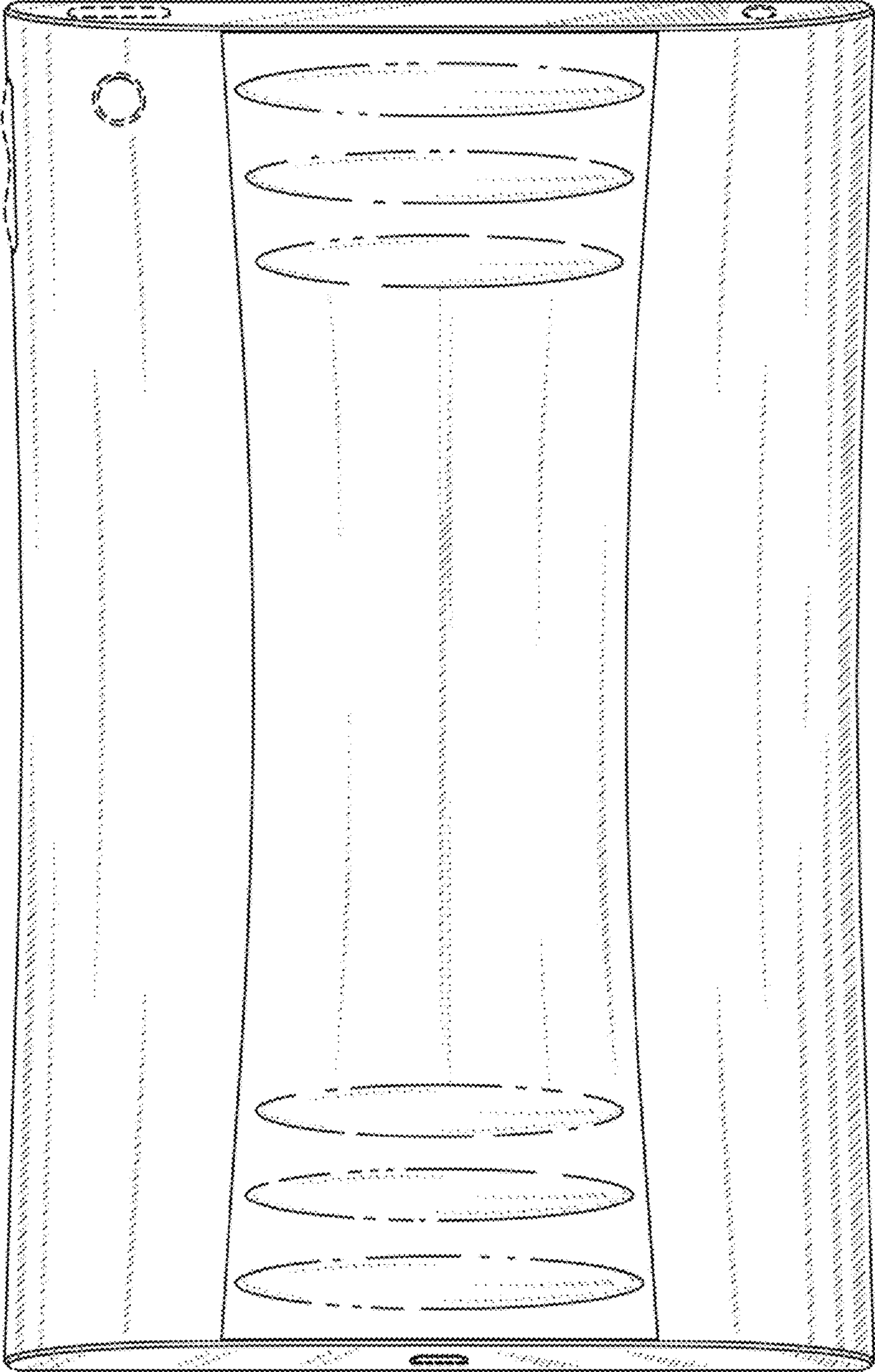


FIG. 3




FIG. 4




FIG. 5



FIG. 6



FIG. 7