



US00D704686S

(12) **United States Design Patent**  
**Yang et al.**

(10) **Patent No.:** **US D704,686 S**

(45) **Date of Patent:** **\*\* May 13, 2014**

(54) **COVER OF AN ELECTRONIC DEVICE  
HAVING SURFACE ORNAMENTATION**

(75) Inventors: **Gui-Yun Yang**, Shenzhen (CN); **Bin Li**,  
Shenzhen (CN)

(73) Assignee: **FIH (Hong Kong) Limited**, Kowloon  
(HK)

(\*\*) Term: **14 Years**

(21) Appl. No.: **29/425,435**

(22) Filed: **Jun. 22, 2012**

(30) **Foreign Application Priority Data**

Mar. 1, 2012 (CN) ..... 2012 3 0044431

(51) **LOC (10) Cl.** ..... **14-03**

(52) **U.S. Cl.**  
USPC ..... **D14/248**

(58) **Field of Classification Search**

USPC ..... D14/138 AA, 138 AB, 138 AC, 138 AD,  
D14/138 G, 138 R, 140, 168, 169, 172, 203,  
D14/217, 218, 238.1, 240, 247, 248, 250,  
D14/251, 253, 341, 342, 344, 345, 346, 347,  
D14/439, 440, 496; D5/46, 53, 56, 58, 61;  
D3/201, 245, 248, 269, 273, 301, 303;  
206/320; 355/29; D25/156, 158;  
52/633

See application file for complete search history.

(56) **References Cited**

**U.S. PATENT DOCUMENTS**

D39,059 S \* 2/1908 Landis ..... D5/61  
1,434,756 A \* 11/1922 Taillardat ..... 52/391

D124,937 S \* 1/1941 Kaplan ..... D3/245  
3,657,059 A \* 4/1972 Figge ..... 428/110  
D377,398 S \* 1/1997 Adam ..... D25/158  
D523,643 S \* 6/2006 Delaney et al. .... D5/53  
D579,153 S \* 10/2008 Lee ..... D28/83  
D580,900 S \* 11/2008 Wong et al. .... D14/138 AA  
D613,718 S \* 4/2010 Lee et al. .... D14/138 AB  
D626,527 S \* 11/2010 Park et al. .... D14/138 AB  
D630,179 S \* 1/2011 Park et al. .... D14/138 AA  
D669,457 S \* 10/2012 Li ..... D14/248  
2012/0151868 A1 \* 6/2012 Kang et al. .... 52/649.1

\* cited by examiner

*Primary Examiner* — Prabhakar Deshmukh

*Assistant Examiner* — Chelsea Sealey

(74) *Attorney, Agent, or Firm* — Novak Druce Connolly  
Bove + Quigg LLP

(57) **CLAIM**

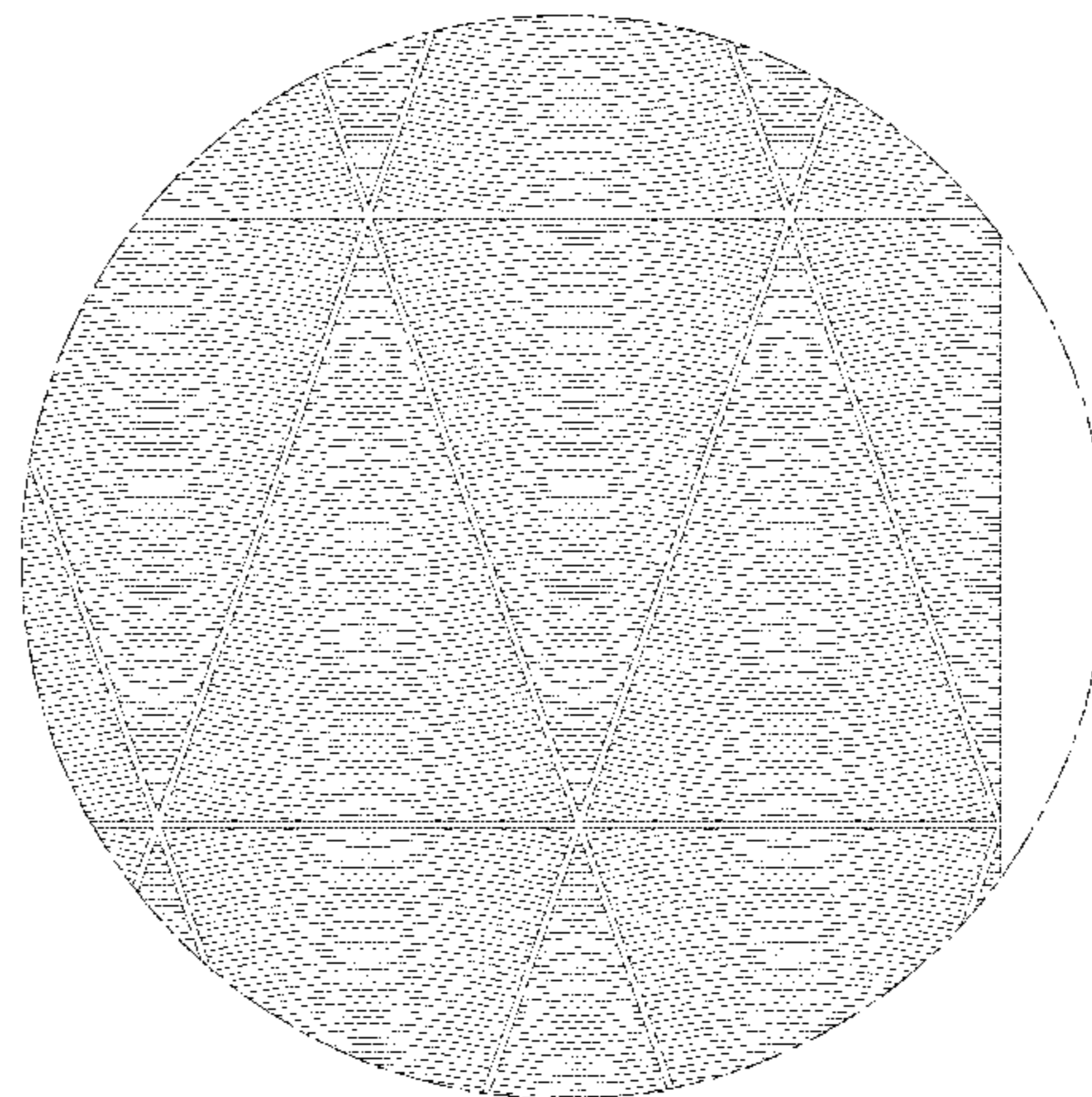
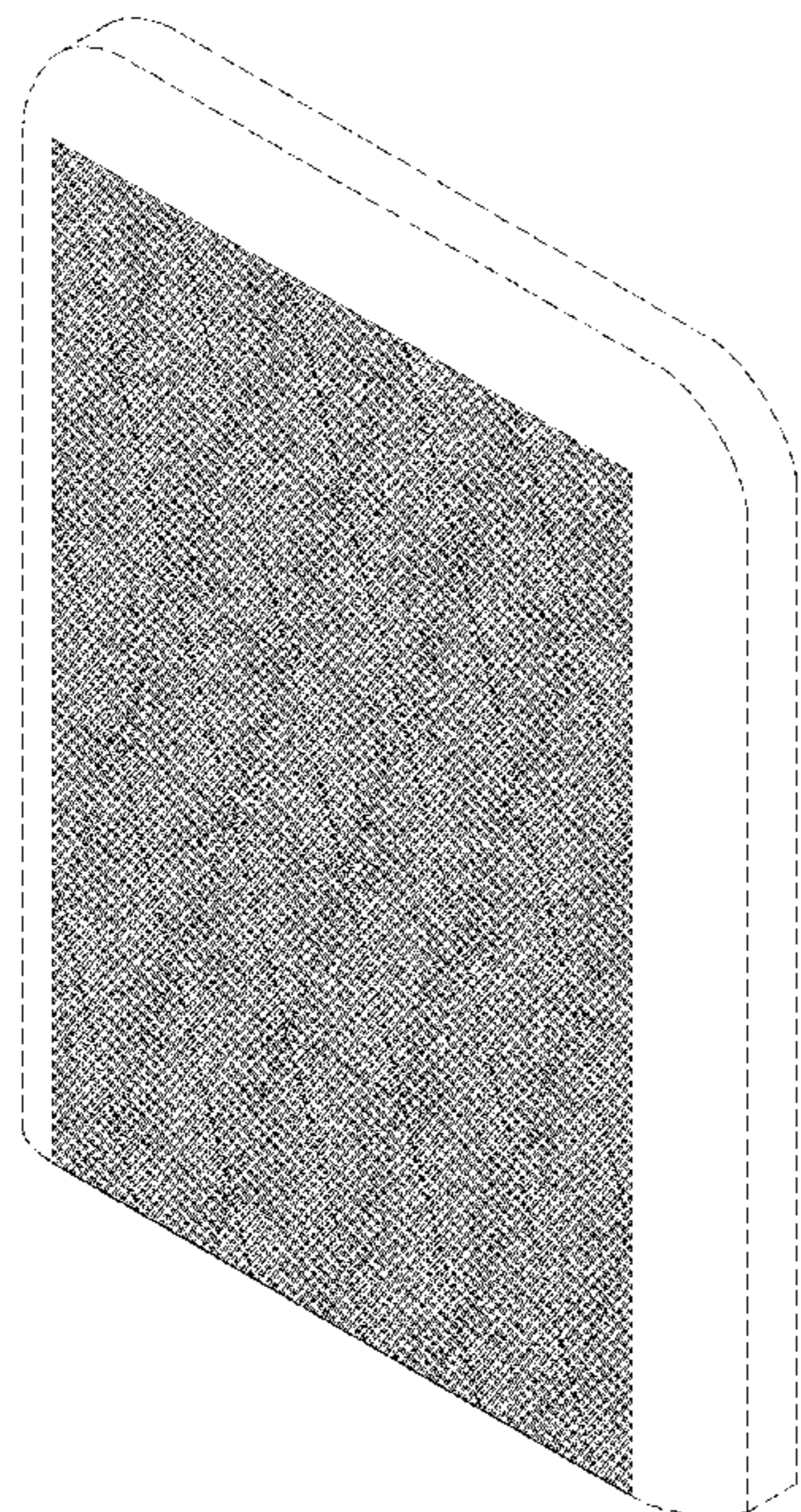
The ornamental design for a cover of an electronic device  
having surface ornamentation, as shown and described.

**DESCRIPTION**

FIG. 1 is a perspective view of a cover of an electronic device  
having surface ornamentation showing our new design;  
FIG. 2 is a front elevational view thereof;  
FIG. 3 is a side elevational view thereof; and,  
FIG. 4 is an enlarged fragmentary view thereof showing  
circled portion 4 in FIG. 2.

In FIGS. 1-3, the evenly segmented broken lines indicate  
portions of the cover of an electronic device having surface  
ornamentation that form no part of the claimed design. In  
FIGS. 2 and 4, the unevenly segmented broken lines indicate  
the portion of the design that is shown on an enlarged scale in  
FIG. 4. The broken lines form no part of the claimed design.  
The broken lines form no part of the claimed design.

**1 Claim, 4 Drawing Sheets**



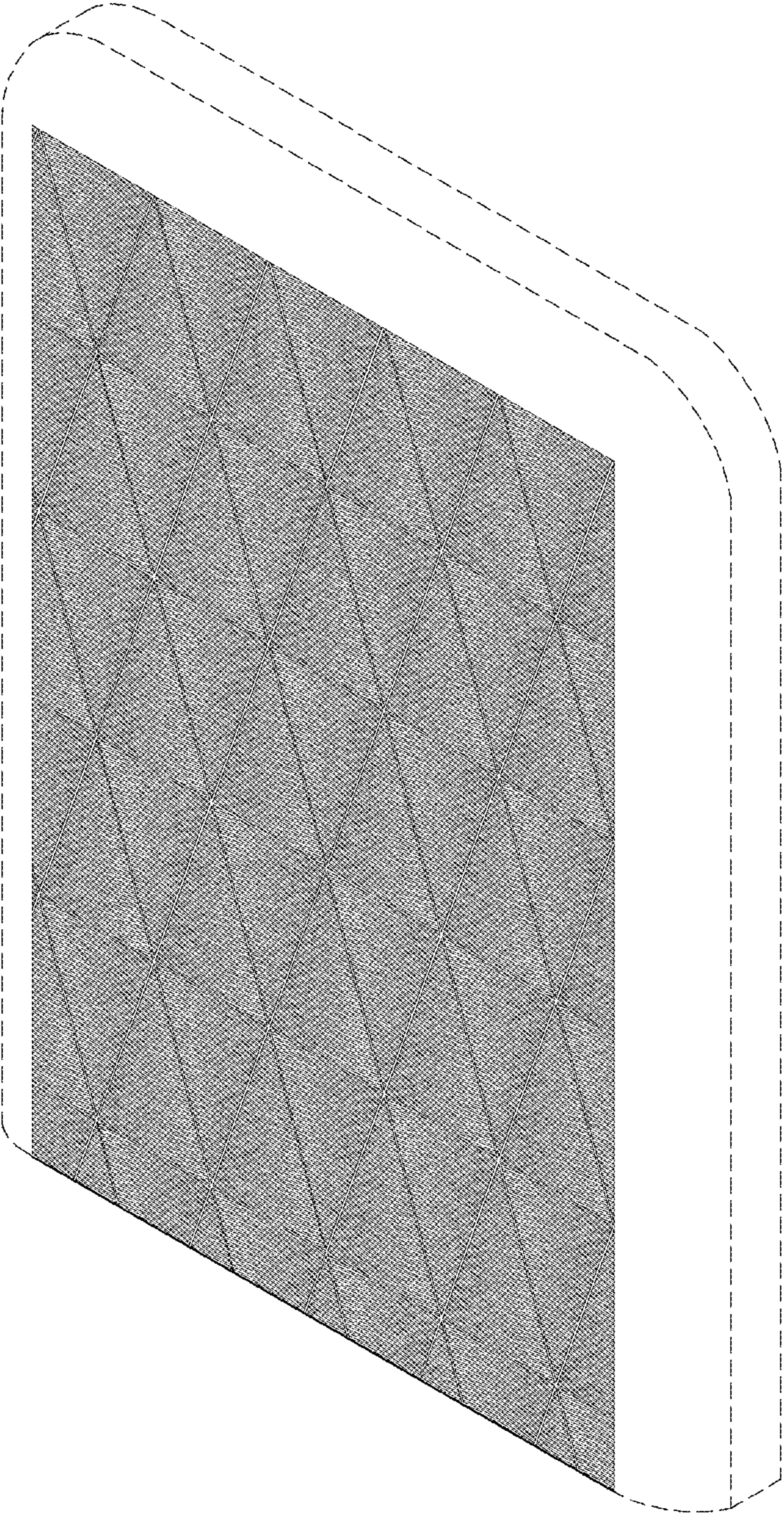


FIG. 1




FIG. 2




FIG. 3

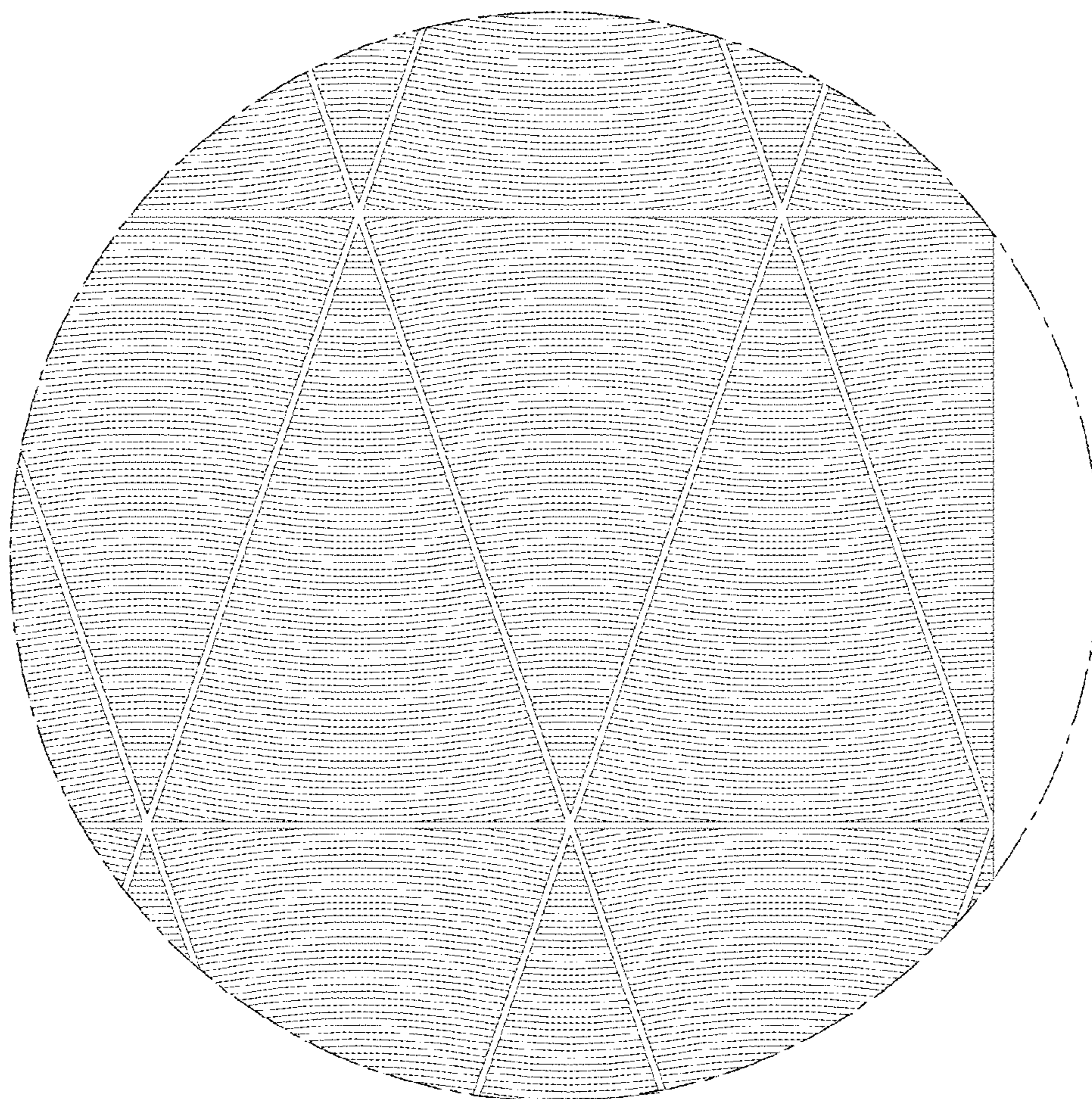


FIG. 4