

US00D704685S

(12) **United States Design Patent**
Yeh et al.

(10) **Patent No.:** **US D704,685 S**
(45) **Date of Patent:** **** May 13, 2014**

(54) **HOUSING**

(75) Inventors: **Guo-Liang Yeh**, New Taipei (TW);
Po-Ching Huang, New Taipei (TW);
Tzu-Cheng Yu, Santa Clara, CA (US)

(73) Assignee: **Chi Mei Communication Systems, Inc.**, New Taipei (TW)

(**) Term: **14 Years**

(21) Appl. No.: **29/419,224**

(22) Filed: **Apr. 26, 2012**

(30) **Foreign Application Priority Data**

Feb. 15, 2012 (CN) 2012 3 0290044

(51) **LOC (10) Cl.** **14-03**

(52) **U.S. Cl.**
USPC **D14/248**

(58) **Field of Classification Search**
USPC D14/138 AA, 138 AB, 138 AC, 138 AD,
D14/138 G, 138 R, 140, 168, 169, 172, 203,
D14/217, 218, 238.1, 240, 247, 248, 250,
D14/251, 253, 341, 342, 344, 345, 346, 347,
D14/439, 440, 496; D5/46, 53, 56, 58;
206/320; 355/29; D25/156; 52/633
See application file for complete search history.

(56) **References Cited**

U.S. PATENT DOCUMENTS

320,567 A * 6/1885 Lord 52/388
D39,059 S * 2/1908 Landis D5/61
D44,890 S * 11/1913 Hutchens D5/53
D217,280 S * 4/1970 Poon D11/21
4,168,924 A * 9/1979 Draper et al. 404/70
D377,398 S * 1/1997 Adam D25/158
D488,452 S * 4/2004 Chung D14/138 AB
D523,643 S * 6/2006 Delaney et al. D5/53
D580,900 S * 11/2008 Wong et al. D14/138 AA

D589,485 S * 3/2009 He D14/138 AB
D589,504 S * 3/2009 He D14/248
D589,505 S * 3/2009 He D14/248
D590,823 S * 4/2009 Wong et al. D14/248
D597,088 S * 7/2009 He D14/247

(Continued)

FOREIGN PATENT DOCUMENTS

TW D131018 7/2008
TW D145123 2/2011

OTHER PUBLICATIONS

Yanko Design, Bedazzled by the Charming Phone,(Lightpool Phone by Hironao Tsuboi), posted on Jul. 16, 2012, <<http://www.yankodesign.com/2010/07/16/bedazzled-by-the-charming-phone/>>, retrieved from internet on Dec. 12, 2013.*

(Continued)

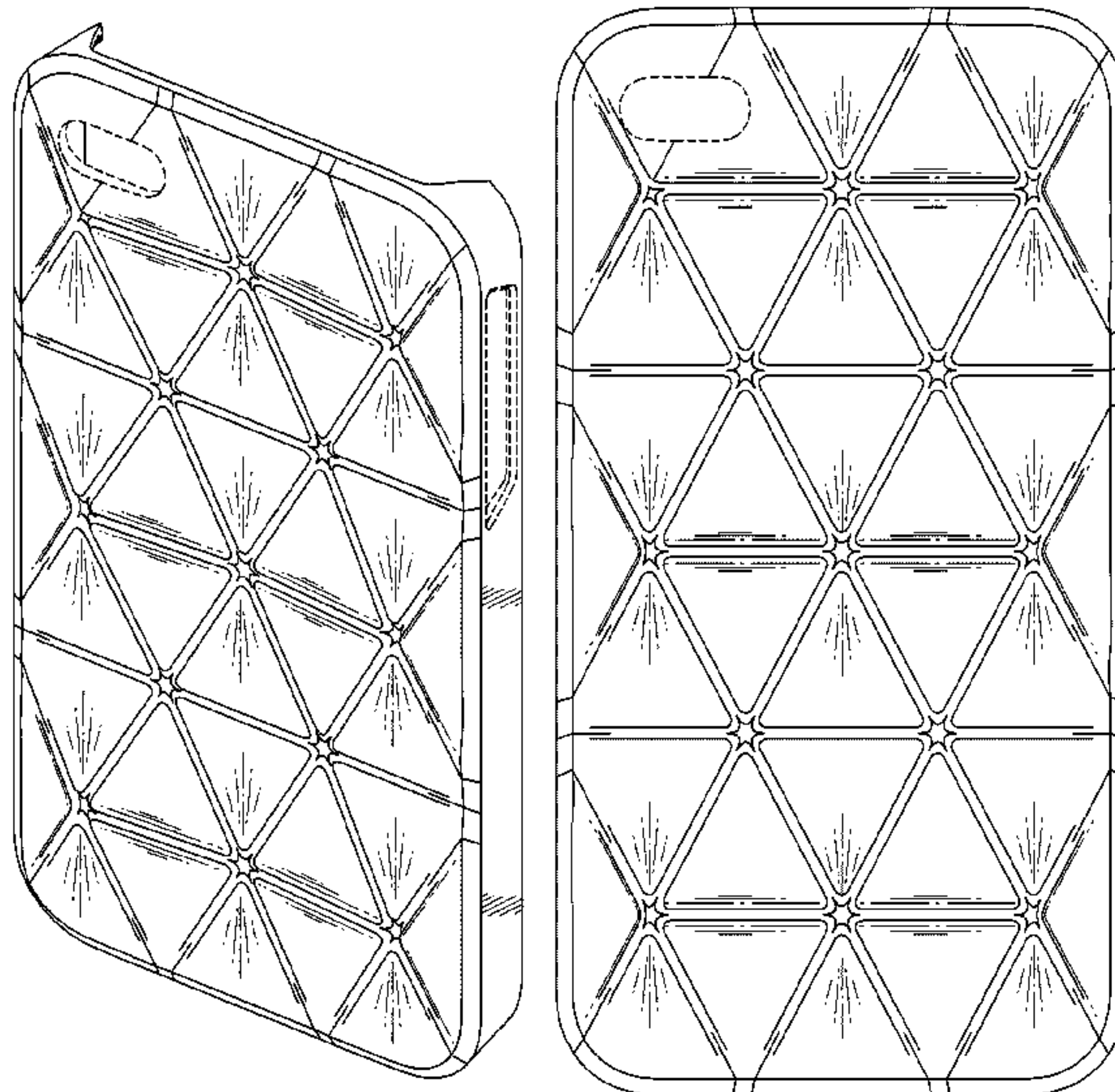
Primary Examiner — Prabhakar Deshmukh
Assistant Examiner — Chelsea Sealey
(74) *Attorney, Agent, or Firm* — Novak Druce Connolly Bove + Quigg LLP

(57) **CLAIM**
The ornamental design for a housing, as shown and described.

DESCRIPTION

FIG. 1 is a perspective view of a housing showing our new design;
FIG. 2 is a front elevational view thereof;
FIG. 3 is a left side elevational view thereof;
FIG. 4 is a right side elevational view thereof;
FIG. 5 is a top plan view thereof; and,
FIG. 6 is a bottom plan view thereof.
The broken lines of all the figures are for the purpose of illustrating environment and forms no part of the claimed design.

1 Claim, 6 Drawing Sheets



(56)

References Cited

U.S. PATENT DOCUMENTS

D606,999 S * 12/2009 He et al. D14/480.7
D608,752 S * 1/2010 He D14/138 AA
D613,718 S * 4/2010 Lee et al. D14/138 AB
D624,046 S * 9/2010 Lee et al. D14/138 G
D626,528 S * 11/2010 Park et al. D14/138 AB
D628,548 S * 12/2010 Park et al. D14/138 G
D630,179 S * 1/2011 Park et al. D14/138 AA
D649,539 S * 11/2011 Hong D14/250
D682,239 S * 5/2013 Yeh et al. D14/138 G

D686,606 S * 7/2013 Hong D14/250
D694,551 S * 12/2013 Calkins D6/582
2009/0139160 A1* 6/2009 Hill 52/177
2012/0151868 A1* 6/2012 Kang et al. 52/649.1

OTHER PUBLICATIONS

Cases Will, Triange Pattern Plastic Hard Case Cover for iPhone 5 5S-Blue, <http://www.caseswill.com/triangle-pattern-plastic-hard-case-cover-for-iphone-5-5s-blue_p4684.html>, retrieved from internet on Dec. 12, 2013, Date unknown.*

* cited by examiner

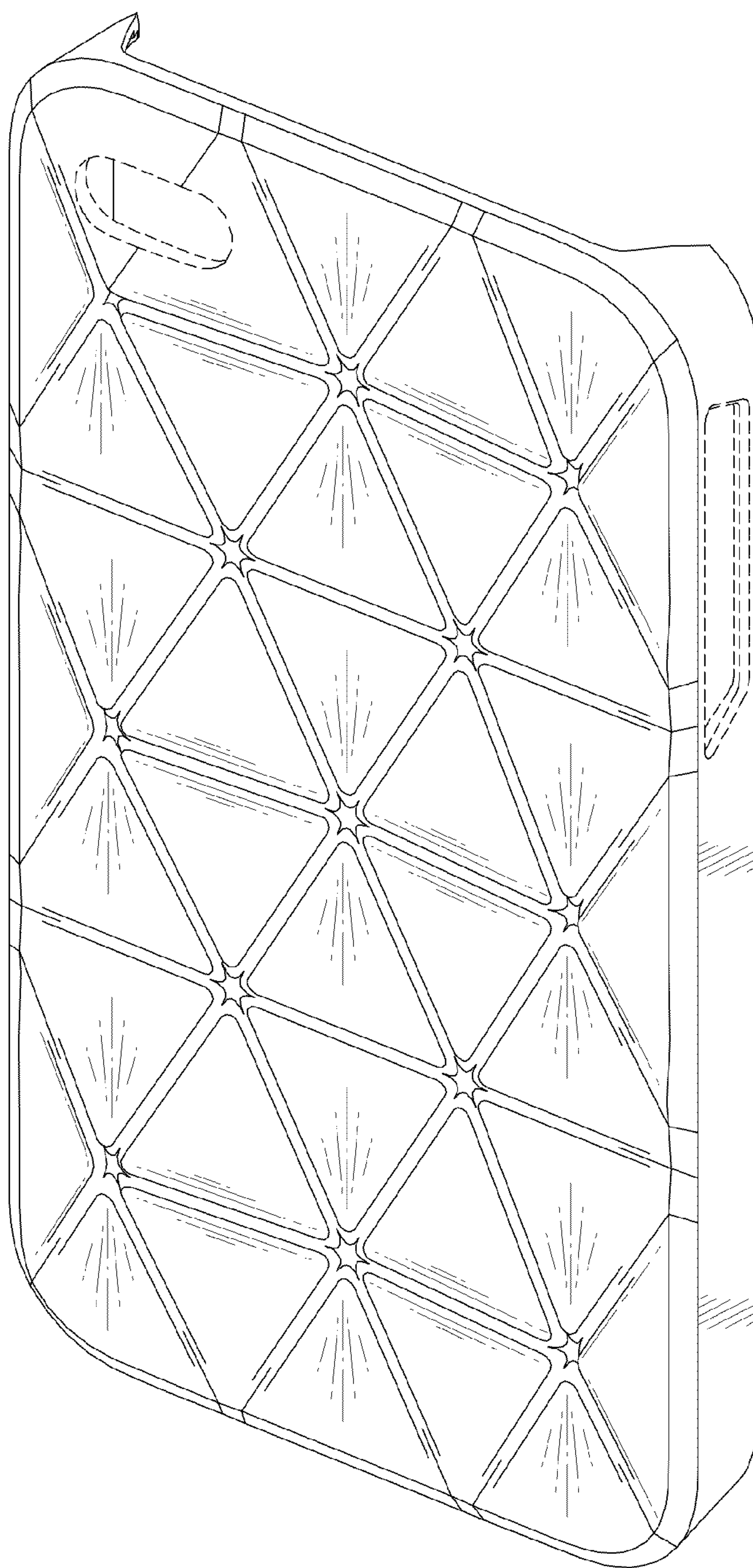


FIG. 1

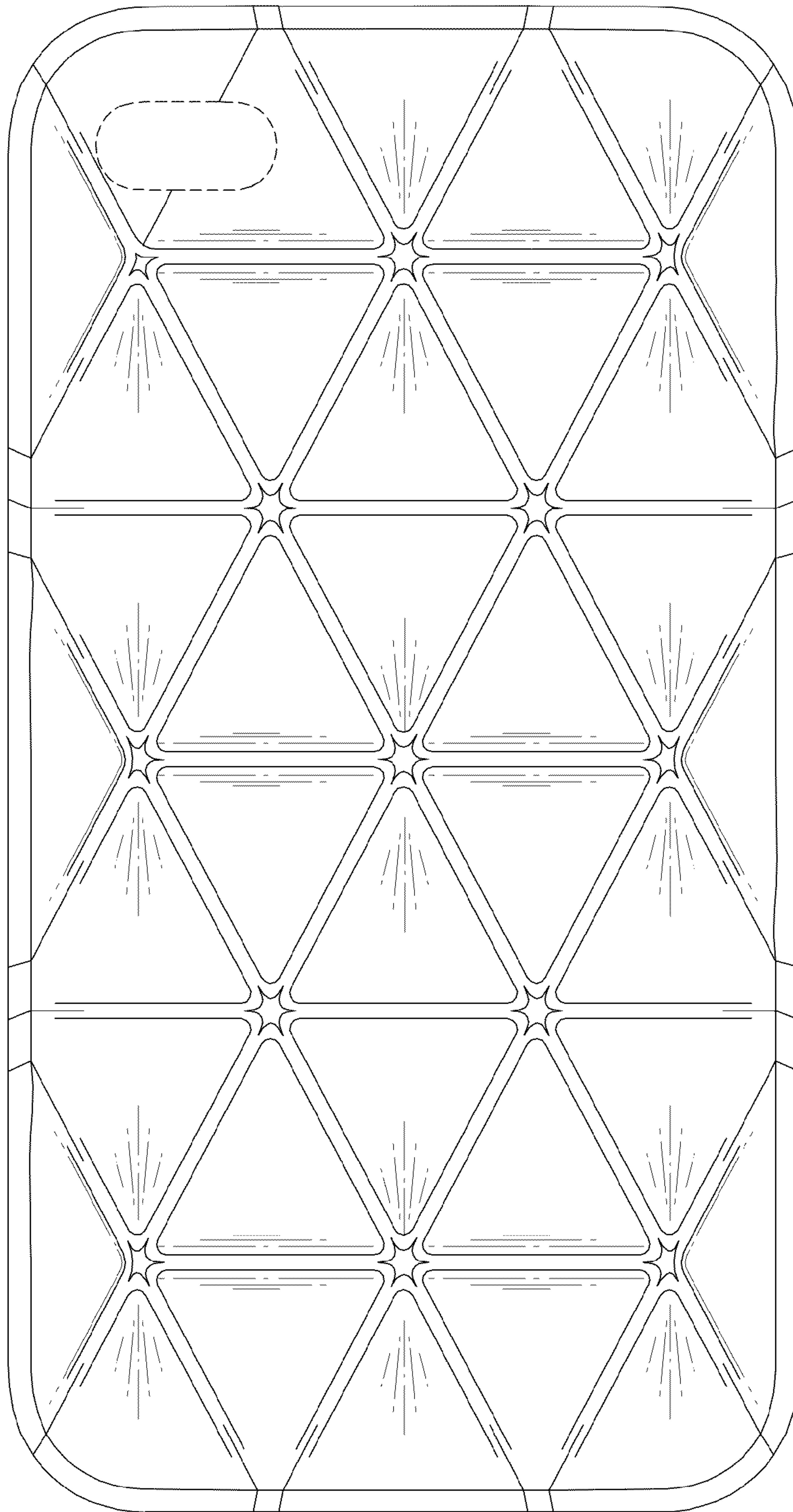


FIG. 2




FIG. 3

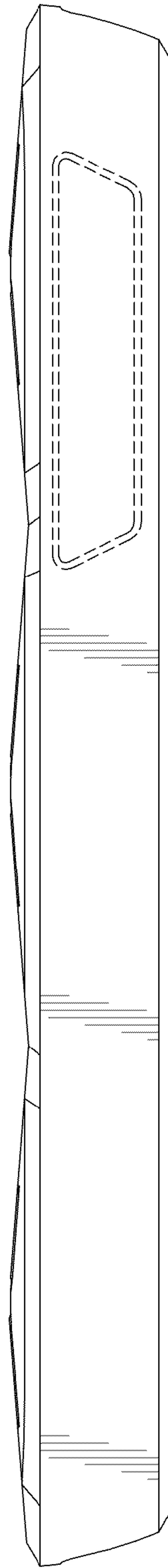


FIG. 4

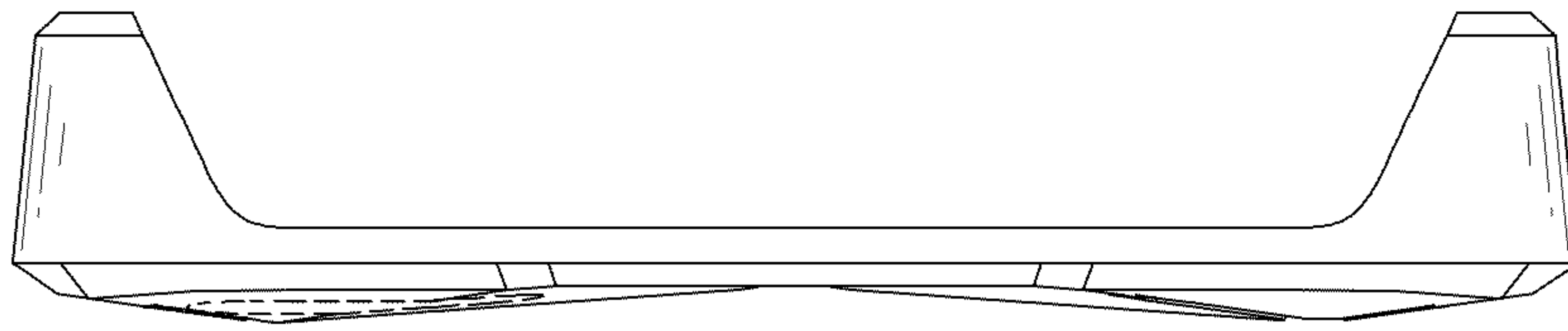


FIG. 5

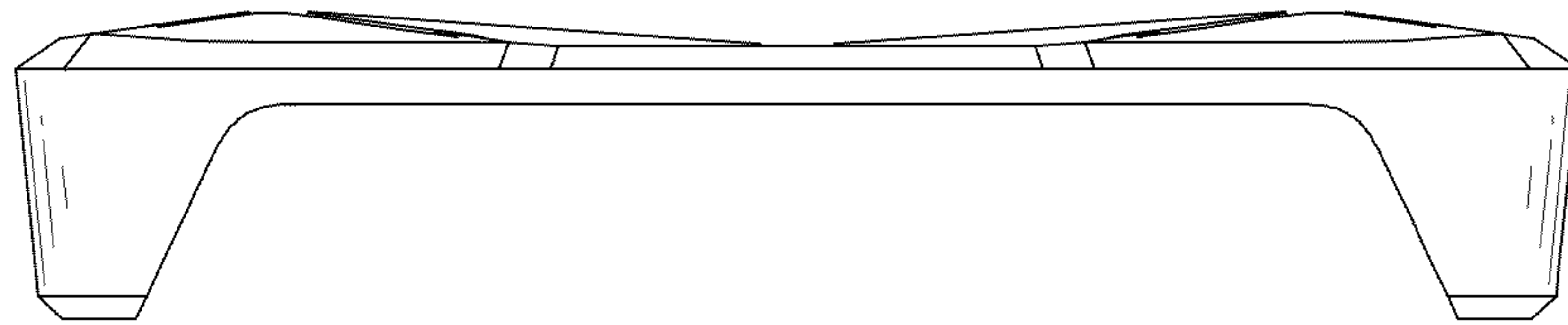


FIG. 6