



US00D704681S

(12) **United States Design Patent**
McDonnell

(10) **Patent No.:** **US D704,681 S**

(45) **Date of Patent:** **** May 13, 2014**

(54) **TELEVISION ANTENNA**

(71) Applicant: **Joshua M. McDonnell**, Fairfield, CT
(US)

(72) Inventor: **Joshua M. McDonnell**, Fairfield, CT
(US)

(**) Term: **14 Years**

(21) Appl. No.: **29/457,465**

(22) Filed: **Jun. 10, 2013**

(51) **LOC (10) Cl.** **14-03**

(52) **U.S. Cl.**
USPC **D14/230**

(58) **Field of Classification Search**
USPC D14/138, 230–238, 299, 358; D12/42,
D12/43; 343/700 MS, 700 R–705, 711–713,
343/735, 736, 741, 748, 767, 795, 819, 840,
343/846, 866, 871–908; 455/90.2, 90.3, 91,
455/128, 269, 344, 347, 562.1

See application file for complete search history.

(56) **References Cited**

U.S. PATENT DOCUMENTS

2,480,155	A *	8/1949	Masters	343/795
D171,560	S *	2/1954	Rutter	D14/230
D179,111	S *	11/1956	Ballan et al.	D14/234
3,273,158	A *	9/1966	Fouts et al.	343/792
6,473,044	B2 *	10/2002	Manteuffel et al.	343/702

D535,647	S *	1/2007	Hall et al.	D14/230
D578,114	S *	10/2008	Oliver	D14/230
D604,276	S *	11/2009	Schneider et al.	D14/230
D617,320	S *	6/2010	Oliver	D14/230
D619,568	S *	7/2010	Kuramoto	D14/230
D620,928	S *	8/2010	Oliver	D14/230
8,047,445	B2 *	11/2011	Kato et al.	235/492
8,448,874	B2 *	5/2013	Koskelainen	235/492
D685,772	S *	7/2013	Zheng et al.	D14/230
8,582,307	B2 *	11/2013	Yu et al.	361/737
2006/0077115	A1 *	4/2006	Oh et al.	343/895

* cited by examiner

Primary Examiner — John Windmuller


(57) **CLAIM**

The ornamental design for a television antenna, as shown and described.

DESCRIPTION

FIG. 1 is a front elevation view of a television antenna showing my new design;
FIG. 2 is a rear elevation view thereof;
FIG. 3 is a top plan view thereof, the bottom plan view being a mirror image thereof;
FIG. 4 is a side elevation view thereof, the opposite side elevation view being a mirror image thereof; and,
FIG. 5 is a front perspective view thereof.

1 Claim, 4 Drawing Sheets






FIG. 1




FIG. 2



FIG. 3



FIG. 4




FIG. 5