



US00D704637S

(12) **United States Design Patent**
Ou et al.

(10) **Patent No.:** **US D704,637 S**

(45) **Date of Patent:** **** May 13, 2014**

(54) **CONTROLLER**

(71) Applicants: **Aimin Ou**, Dongguan (CN); **Jianyu Pei**, Dongguan (CN)

(72) Inventors: **Aimin Ou**, Dongguan (CN); **Jianyu Pei**, Dongguan (CN)

(**) Term: **14 Years**

(21) Appl. No.: **29/439,340**

(22) Filed: **Dec. 10, 2012**

(51) **LOC (10) Cl.** **13-02**

(52) **U.S. Cl.**
USPC **D13/110**

(58) **Field of Classification Search**
USPC D13/110, 107, 108, 112, 118, 119, 122,
D13/123, 133, 137.1, 158, 184, 199;
D14/143, 199; 174/53, 54, 59, 61;
307/11, 150, 151; 320/107, 111, 112,
320/113, 114, 115; 361/679.01; 363/142,
363/146; 439/131, 172, 626, 628, 638
See application file for complete search history.

(56) **References Cited**

U.S. PATENT DOCUMENTS

3,117,767 A * 1/1964 McLean et al. 254/362
D318,845 S * 8/1991 Plumeret et al. D13/123

D457,135 S * 5/2002 Fong et al. D13/110
D550,617 S * 9/2007 Wang D13/110
D557,210 S * 12/2007 Liu D13/112
D590,339 S * 4/2009 Yang et al. D13/110
D606,936 S * 12/2009 Nakayama et al. D13/110
D608,735 S * 1/2010 Kashimoto D13/110
D660,798 S * 5/2012 Tseng D13/110

* cited by examiner

Primary Examiner — Derrick Holland

(74) *Attorney, Agent, or Firm* — Jackson IPG PLLC


(57) **CLAIM**

The ornamental design for a controller, as shown and described.

DESCRIPTION

FIG. 1 is a front perspective view of a controller showing our new design;
FIG. 2 is a front elevational view thereof;
FIG. 3 is a rear elevational view thereof;
FIG. 4 is a left side elevational view thereof;
FIG. 5 is a right side elevational view thereof;
FIG. 6 is a top plan view thereof; and,
FIG. 7 is a bottom plan view thereof.

1 Claim, 4 Drawing Sheets






Fig. 1




Fig. 2




Fig. 3




Fig. 4




Fig. 5




Fig. 6




Fig. 7