



US00D704623S

(12) **United States Design Patent**
Johnson et al.

(10) **Patent No.:** **US D704,623 S**

(45) **Date of Patent:** **** May 13, 2014**

(54) **VEHICLE TIRE**

(71) Applicant: **Colorado Components Ltd.**, Grand Junction, CO (US)

(72) Inventors: **Ben Johnson**, Grand Junction, CO (US);
Brandon Brouillette, Southlake, TX (US)

(73) Assignee: **Colorado Components Ltd.**, Grand Junction, CO (US)

(**) Term: **14 Years**

(21) Appl. No.: **29/479,956**

(22) Filed: **Jan. 22, 2014**

(51) **LOC (10) Cl.** **12-15**

(52) **U.S. Cl.**
USPC **D12/579**

(58) **Field of Classification Search**
USPC D12/512, 536, 542, 544, 568, 571, 574,
D12/577, 579-580, 599-603;
152/209.1-209.9, 209.11-209.19,
152/209.21-209.28, 455
See application file for complete search history.

(56) **References Cited**

U.S. PATENT DOCUMENTS

D104,149 S * 4/1937 Smith D12/579

D388,032 S *	12/1997	Bonko	D12/579
D413,288 S *	8/1999	Brown et al.	D12/579
D456,344 S *	4/2002	Rooney	D12/579
D487,056 S *	2/2004	Rooney et al.	D12/579
D544,829 S *	6/2007	Umstot	D12/579
D556,672 S *	12/2007	Umstot et al.	D12/579
D591,222 S *	4/2009	Green	D12/579
D654,012 S *	2/2012	Lo	D12/579
D671,486 S *	11/2012	Rooney et al.	D12/579
D700,130 S *	2/2014	Chen	D12/579

* cited by examiner

Primary Examiner — Stacia Cadmus

(74) *Attorney, Agent, or Firm* — Dorr, Carson & Birney, P.C.

(57) **CLAIM**

The ornamental design for a vehicle tire, as shown and described.

DESCRIPTION

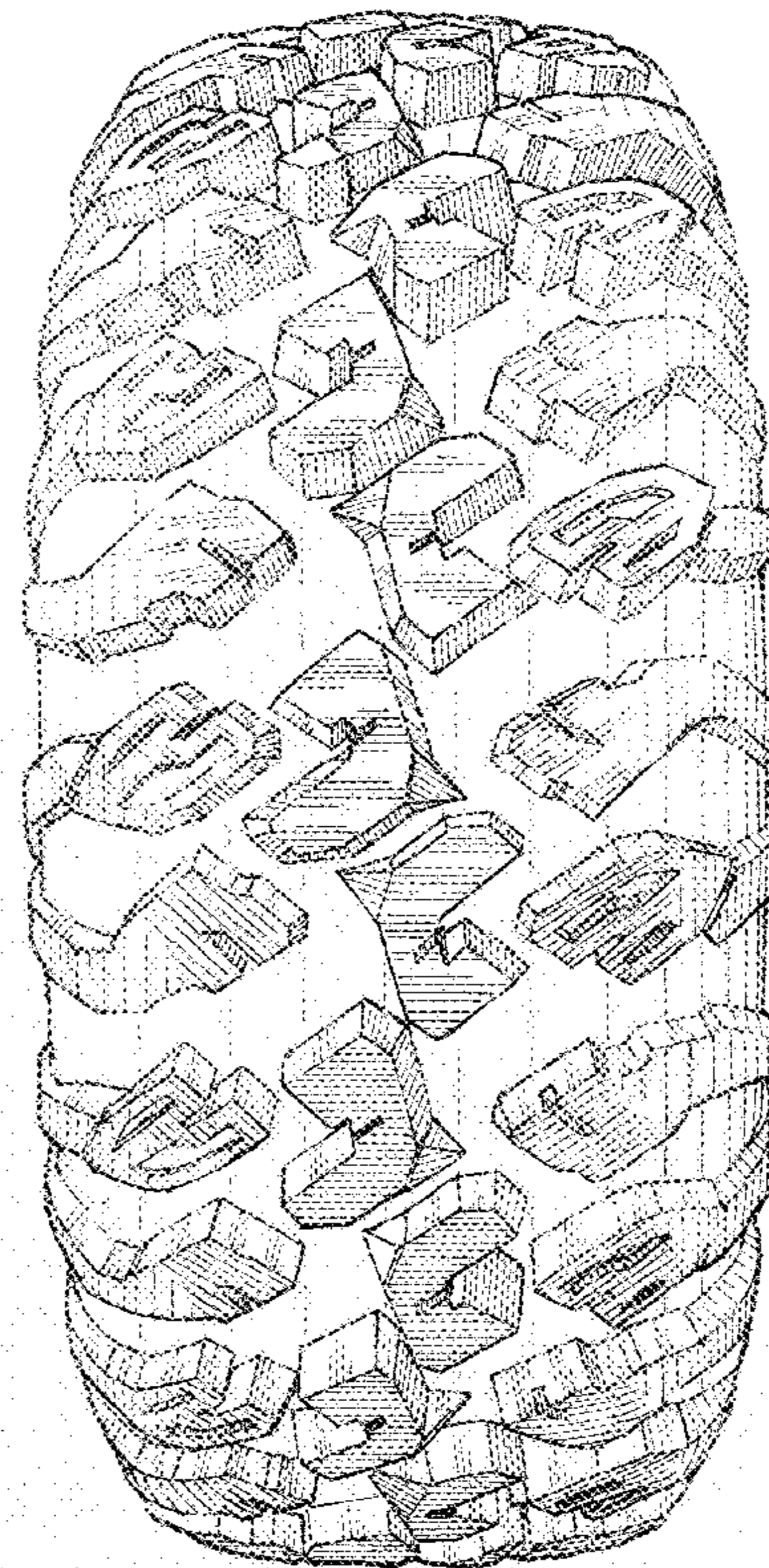
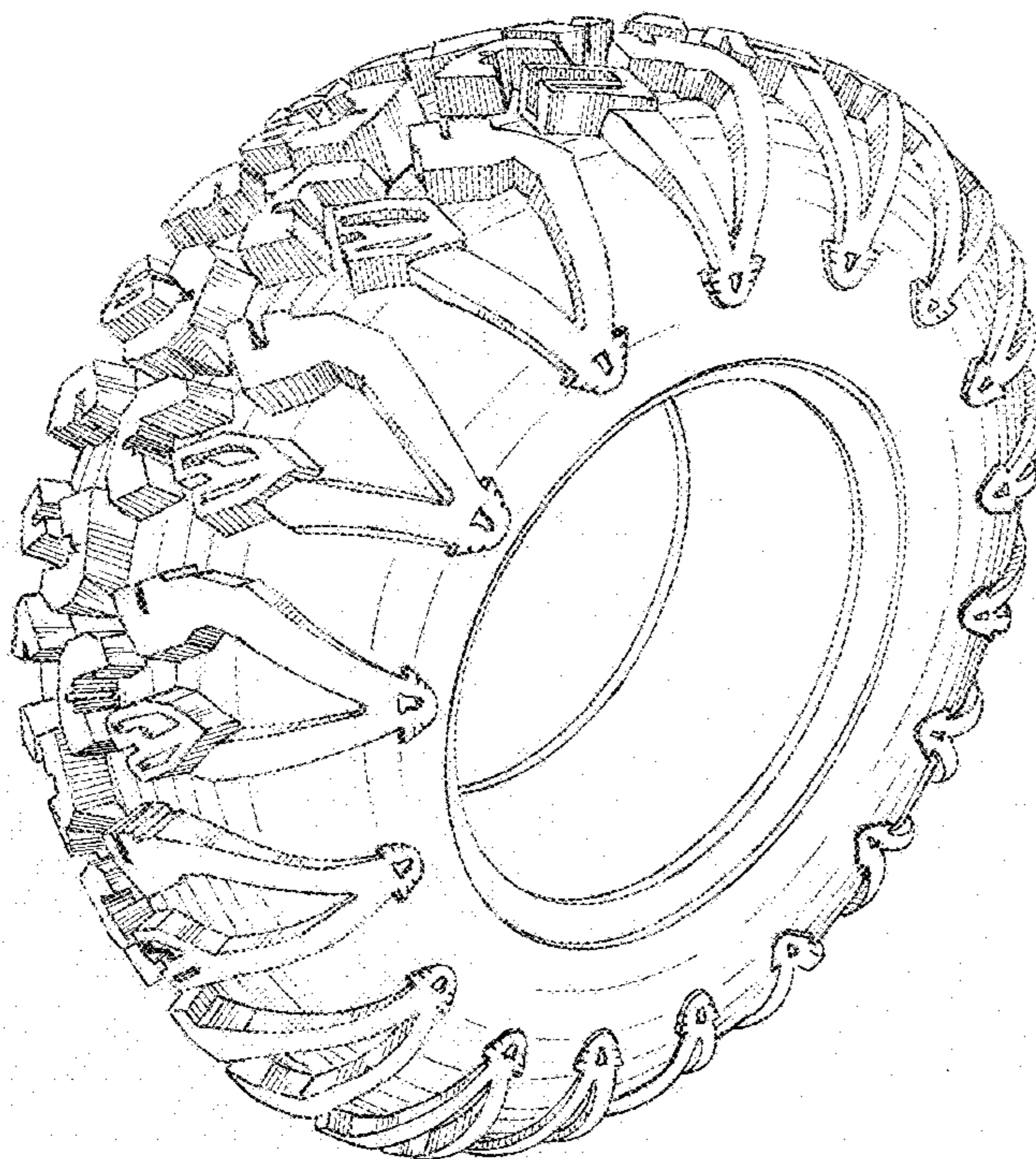
FIG. 1 is a front perspective view of a vehicle tire showing our new design.

FIG. 2 is a rear perspective view thereof.

FIG. 3 is a front elevational view thereof, with the rear elevational view, top plan view and bottom plan view being the same as FIG. 3; and,

FIG. 4 is a left side elevational view thereof, with the right side elevational view being a mirror image of FIG. 4.

1 Claim, 4 Drawing Sheets



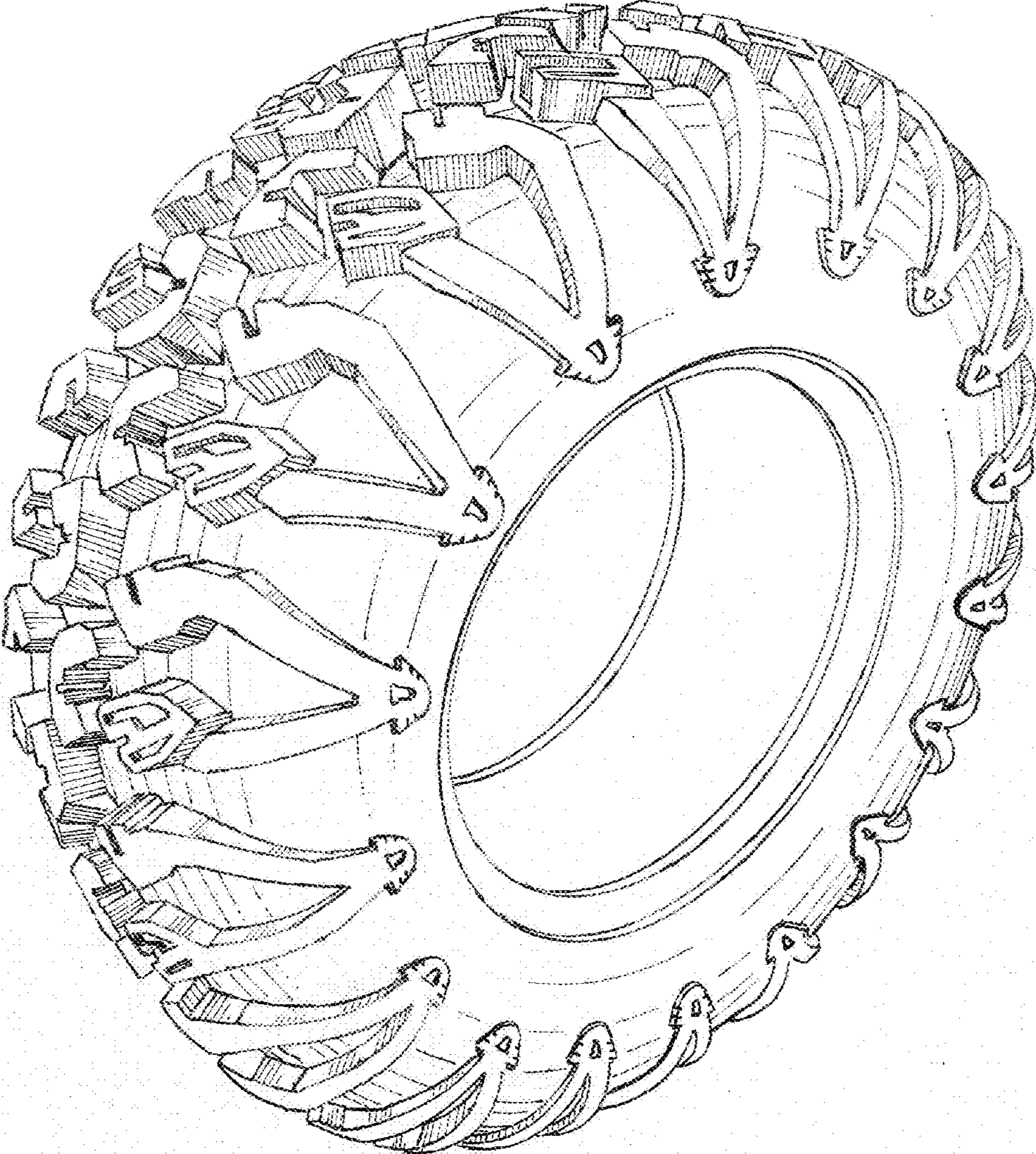


Fig. 1

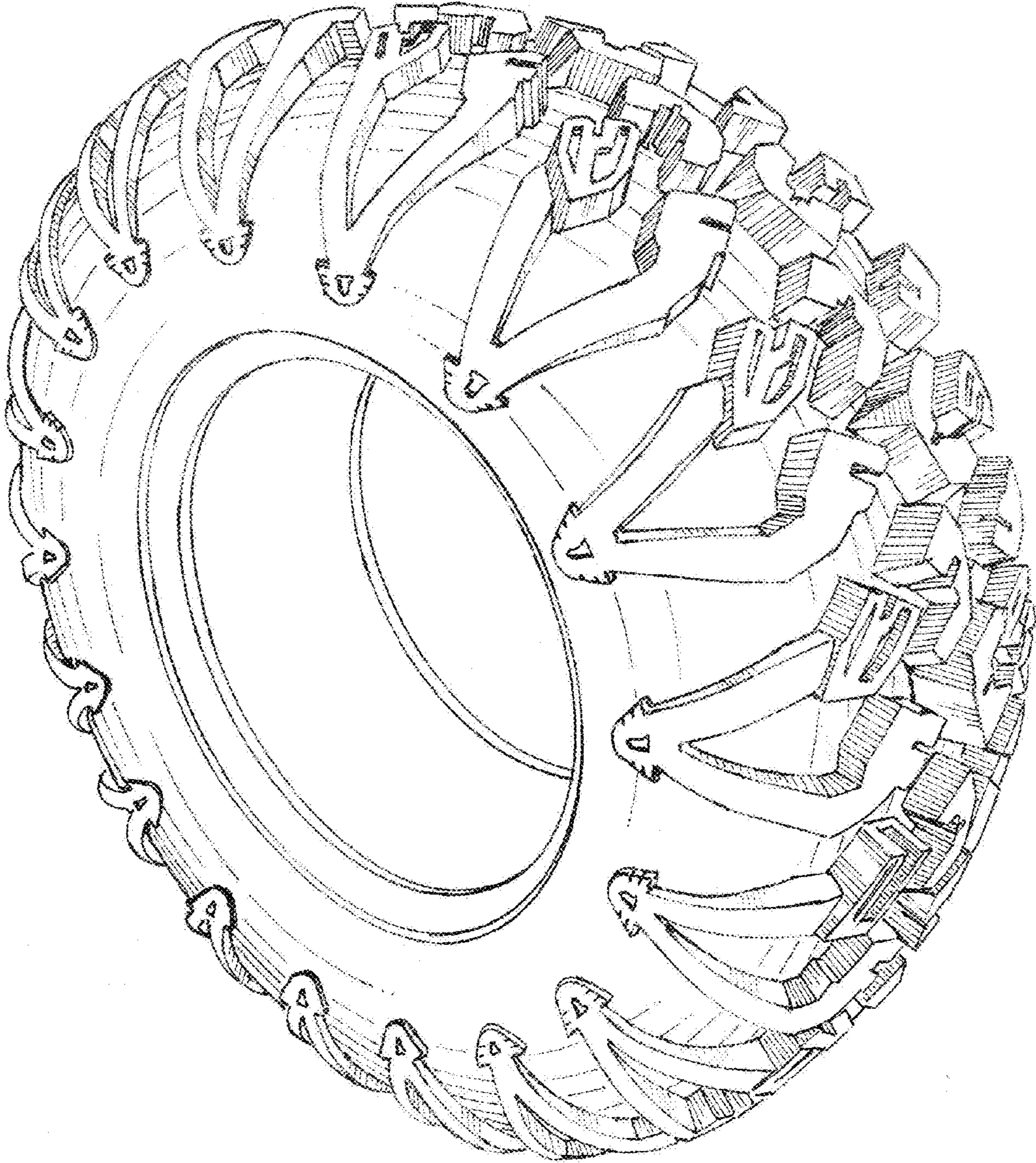


Fig. 2

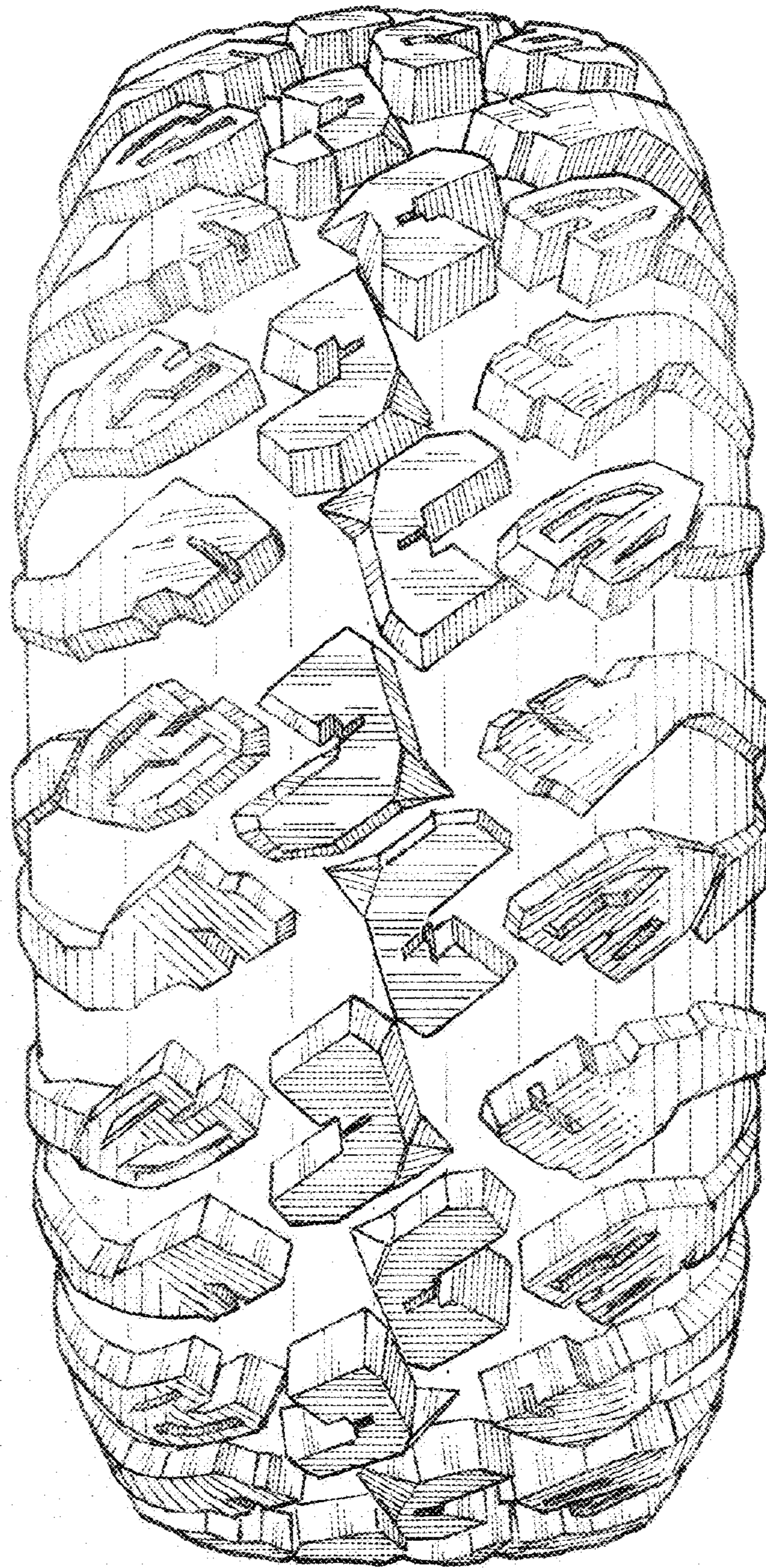


Fig. 3




Fig. 4