



US00D704616S

(12) **United States Design Patent**  
**Chung**

(10) **Patent No.:** **US D704,616 S**

(45) **Date of Patent:** **\*\* May 13, 2014**

(54) **AUTOMOTIVE WHEEL**

(71) Applicant: **Suny Chung**, Anaheim, CA (US)

(72) Inventor: **Suny Chung**, Anaheim, CA (US)

(\*\*) Term: **14 Years**

(21) Appl. No.: **29/479,312**

(22) Filed: **Jan. 14, 2014**

(51) **LOC (10) Cl.** ..... **12-16**

(52) **U.S. Cl.**  
USPC ..... **D12/211**

(58) **Field of Classification Search**  
USPC ..... D12/204-213; 301/37.101, 64.101, 65,  
301/64.201  
See application file for complete search history.

(56) **References Cited**

**U.S. PATENT DOCUMENTS**

D423,445 S \* 4/2000 Baumgartner ..... D12/211  
D644,156 S \* 8/2011 Johnson ..... D12/209

D659,069 S \* 5/2012 Johnson ..... D12/211  
D669,009 S \* 10/2012 Chung ..... D12/211  
D686,963 S \* 7/2013 Hale, Jr. .... D12/211  
D691,545 S \* 10/2013 Gordon ..... D12/211  
D695,193 S \* 12/2013 Kong ..... D12/211  
D695,195 S \* 12/2013 Chung ..... D12/211  
D698,299 S \* 1/2014 Chung ..... D12/211  
D698,300 S \* 1/2014 Chung ..... D12/211

\* cited by examiner

*Primary Examiner* — Stacia Cadmus

(57) **CLAIM**

The ornamental design for an automotive wheel, as shown and described.

**DESCRIPTION**

FIG. 1 is a perspective view of an automotive wheel, showing my new design; and,

FIG. 2 is a front view thereof.

The broken line showing of the rear portion of the wheel is included for the purpose of illustrating environment and forms no part of the claimed design.

**1 Claim, 2 Drawing Sheets**

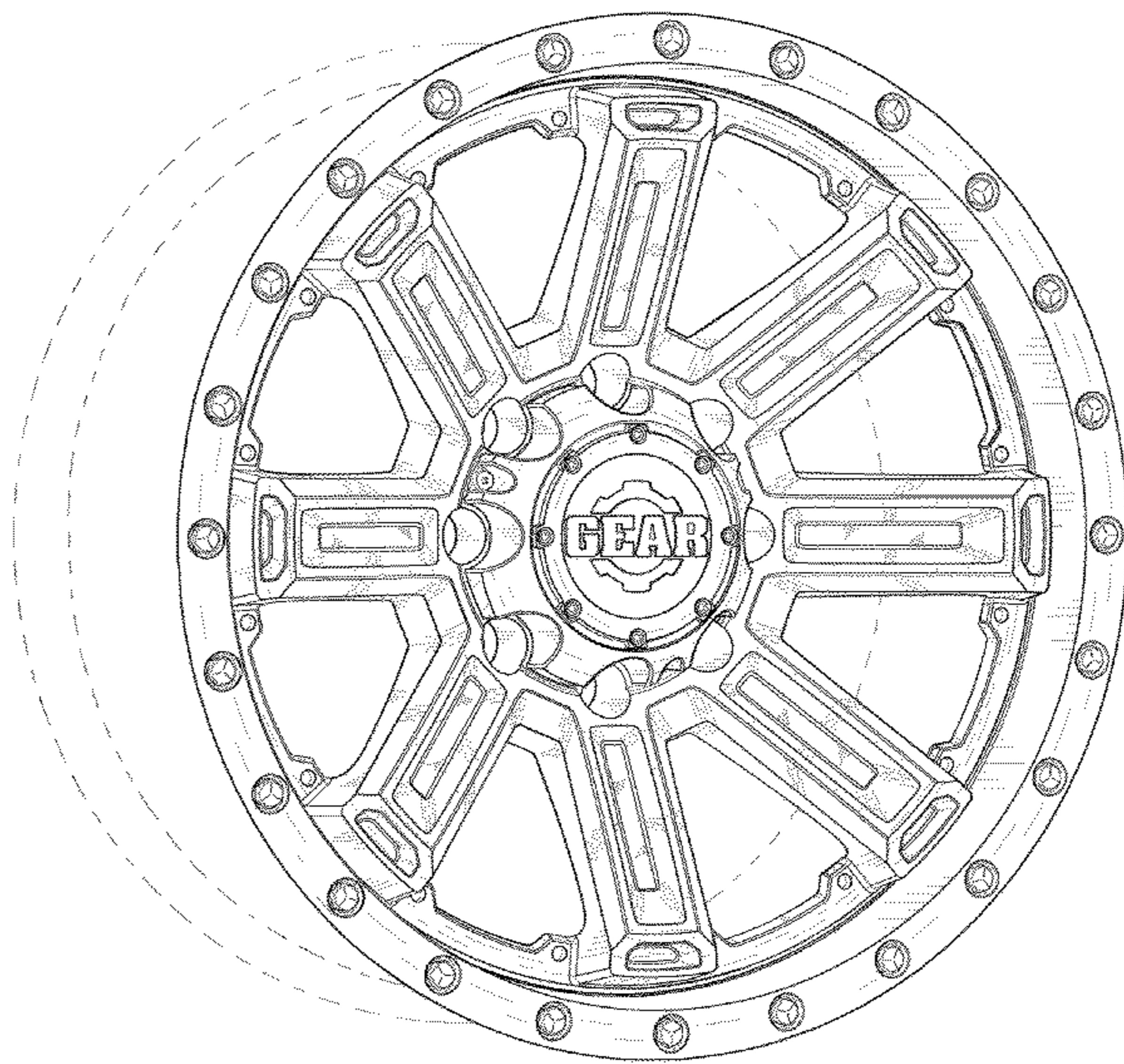



FIGURE 1




FIGURE 2

