



US00D704615S

(12) **United States Design Patent**  
**Mueller et al.**

(10) **Patent No.:** **US D704,615 S**

(45) **Date of Patent:** **\*\* May 13, 2014**

(54) **VEHICLE SIDE PANEL**

(71) Applicant: **GM Global Technology Operations LLC**, Detroit, MI (US)

(72) Inventors: **Uwe Mueller**, Wiesbaden (DE); **Ulrich Hochmuth**, Bischofsheim (DE)

(73) Assignee: **GM Global Technology Operations LLC**, Detroit, MI (US)

(\*\*) Term: **14 Years**

(21) Appl. No.: **29/438,814**

(22) Filed: **Dec. 4, 2012**

(30) **Foreign Application Priority Data**

Jun. 6, 2012 (DE) ..... 40 2012 100 424

(51) **LOC (10) Cl.** ..... **12-16**

(52) **U.S. Cl.**  
USPC ..... **D12/196**

(58) **Field of Classification Search**  
USPC ..... D12/196, 90-92, 86; 296/181.1, 181.5  
See application file for complete search history.

(56) **References Cited**

U.S. PATENT DOCUMENTS

D605,101 S \* 12/2009 Mueller ..... D12/196  
D605,572 S \* 12/2009 Ward ..... D12/196  
D633,838 S \* 3/2011 Loeb ..... D12/196

\* cited by examiner

*Primary Examiner* — Melody Brown

(74) *Attorney, Agent, or Firm* — Ingrassia Fisher & Lorenz, P.C.

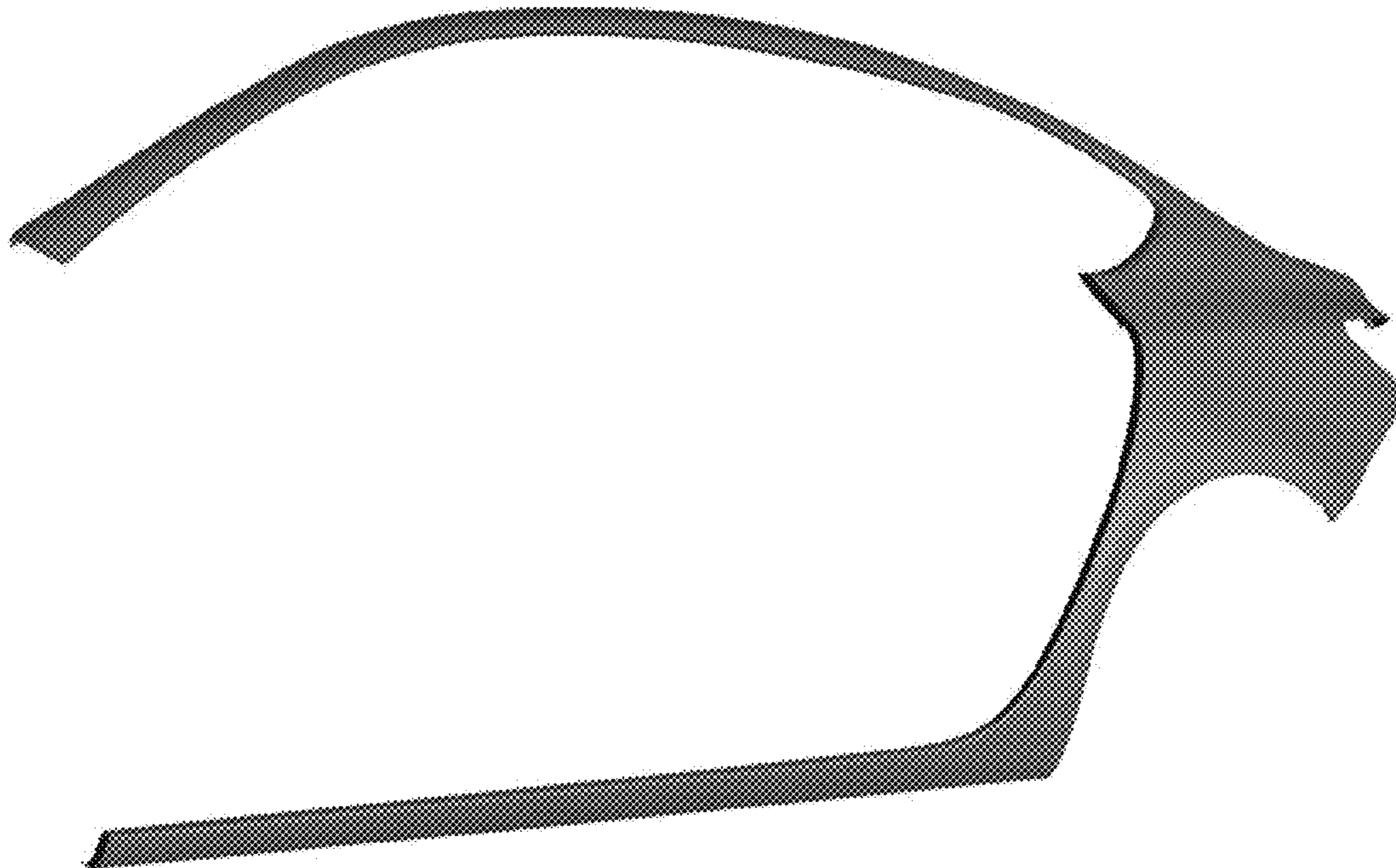
(57) **CLAIM**

The ornamental design for a vehicle side panel, as shown and described.

**DESCRIPTION**

FIG. 1 is a perspective front view of a vehicle side panel showing our new design;  
FIG. 2 is a perspective rear view thereof;  
FIG. 3 is a front view thereof;  
FIG. 4 is a left view thereof;  
FIG. 5 is a rear view thereof;  
FIG. 6 is a right view thereof;  
FIG. 7 is a top view thereof;  
FIG. 8 is a perspective front view thereof;  
FIG. 9 is a perspective rear view thereof; and,  
FIG. 10 is a bottom view thereof.

**1 Claim, 10 Drawing Sheets**



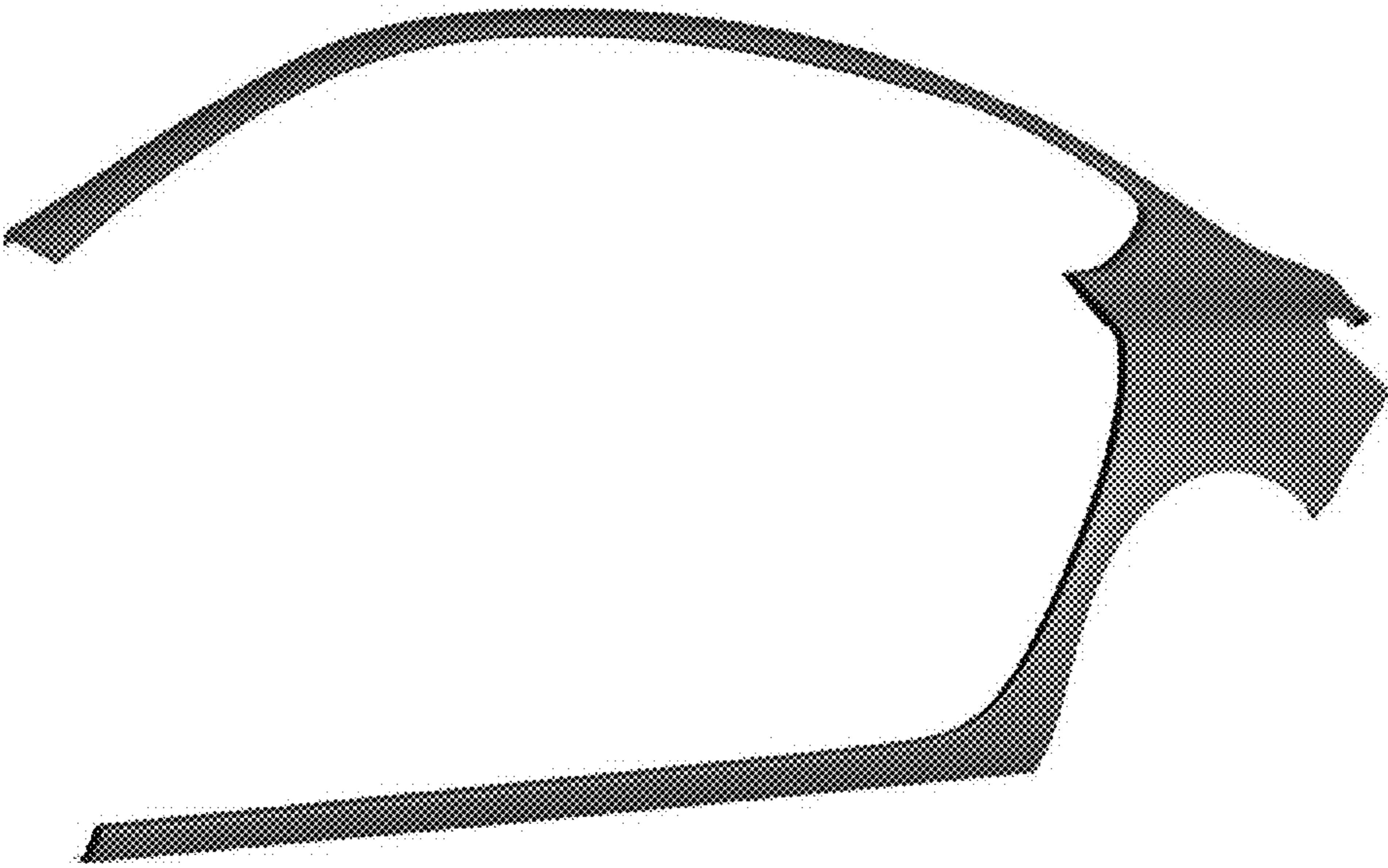


FIG. 1




FIG. 2




FIG. 3




FIG. 4

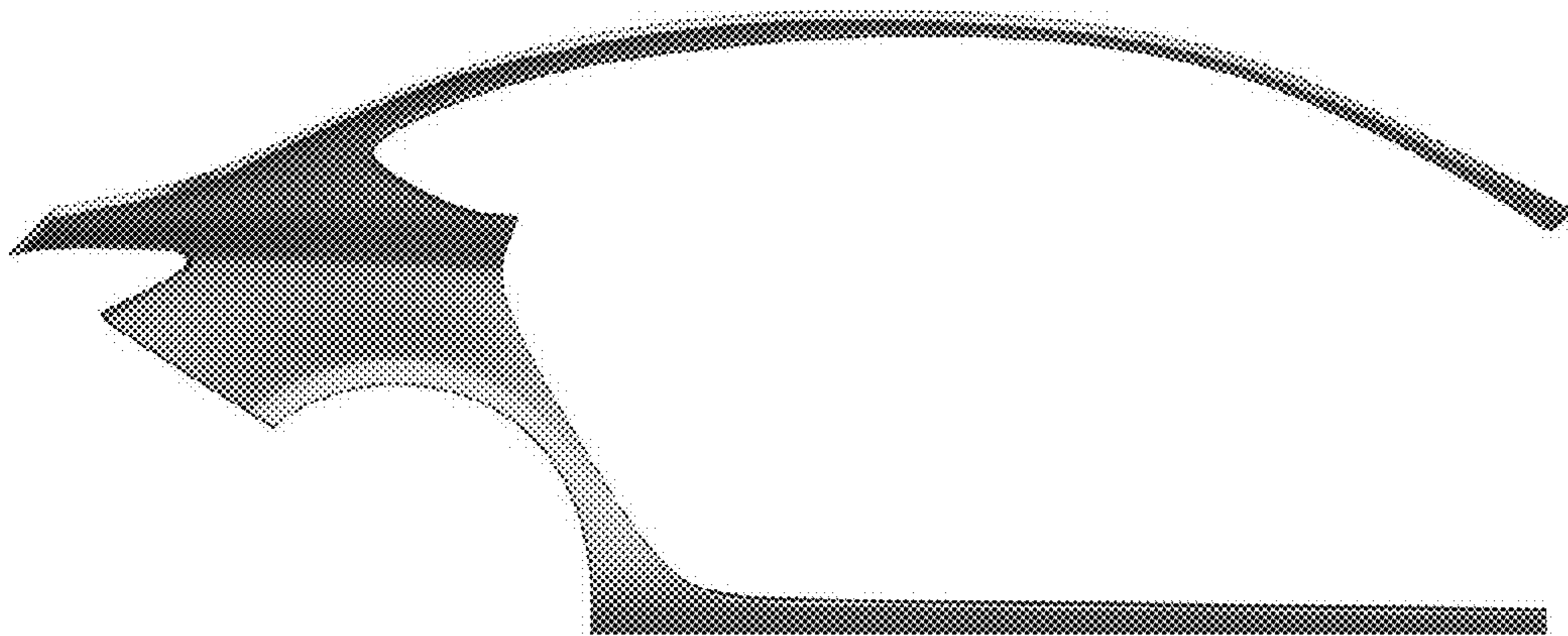


FIG. 5




FIG. 6




FIG. 7






FIG. 8

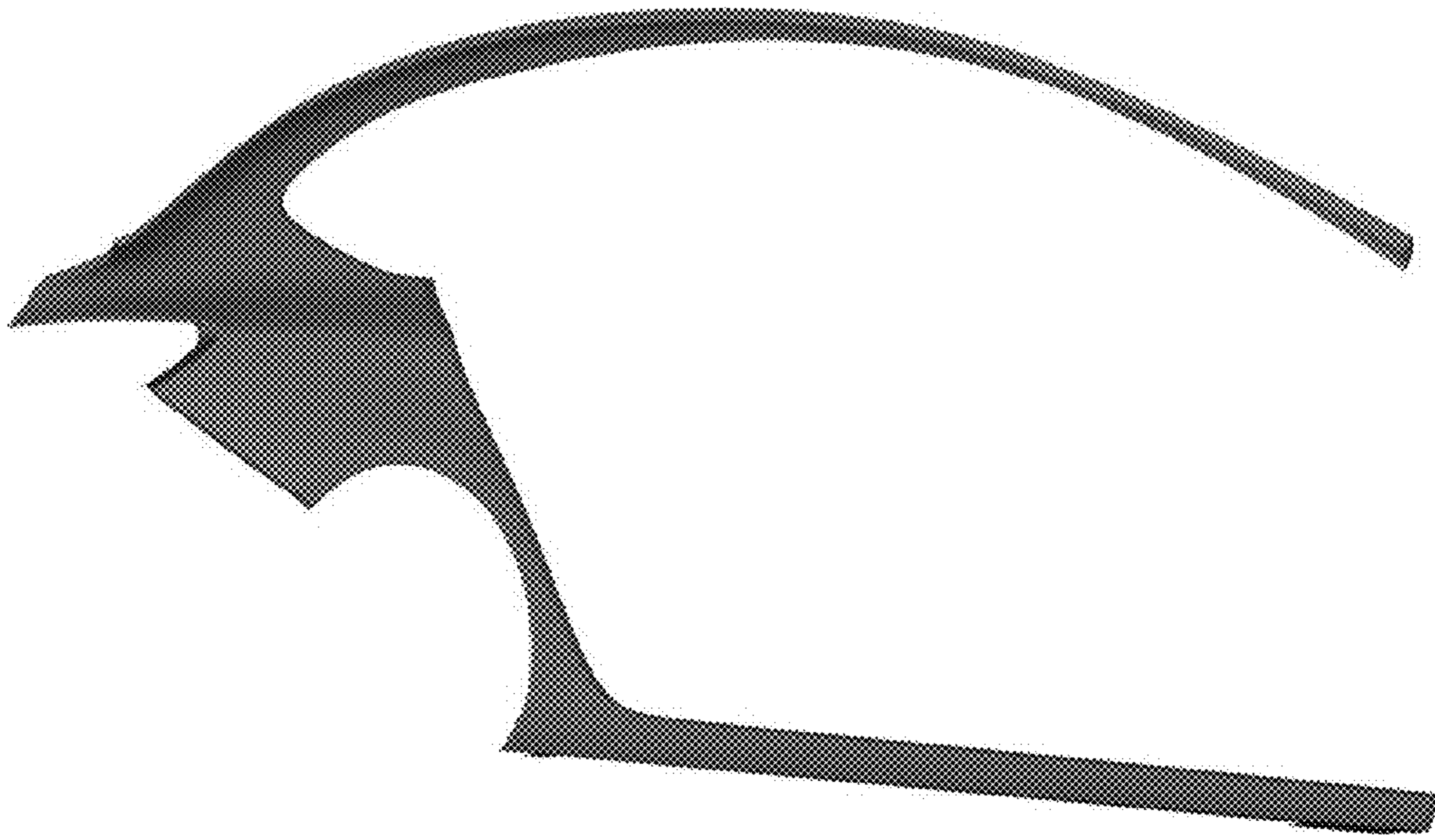


FIG. 9




FIG. 10