



US00D704611S

(12) **United States Design Patent**  
**Tilscher**

(10) **Patent No.:** **US D704,611 S**

(45) **Date of Patent:** **\*\* May 13, 2014**

(54) **DISPLAY ELEMENTS AND CONTROLS FOR VEHICLE**

(56) **References Cited**

U.S. PATENT DOCUMENTS

(71) Applicant: **Dr. Ing. h.c. F. Porsche**  
**Aktiengesellschaft, Stuttgart (DE)**

D281,725	S	*	12/1985	Schreiner	.....	D26/93
D589,388	S	*	3/2009	Sauter	.....	D10/102
D598,832	S	*	8/2009	Sauter	.....	D12/192
D631,808	S	*	2/2011	Yamazaki	.....	D12/192
D650,728	S	*	12/2011	Mayrand et al.	.....	D12/192
D654,415	S	*	2/2012	Mizuno	.....	D12/192
D656,440	S	*	3/2012	Klein	.....	D12/192
D673,487	S	*	1/2013	Hanson et al.	.....	D12/192
D690,614	S	*	10/2013	Mascadri et al.	.....	D10/125
2004/0125587	A1	*	7/2004	Wada et al.	.....	362/29
2009/0206627	A1	*	8/2009	Duplantis et al.	.....	296/72

(72) Inventor: **Carsten Tilscher, Stuttgart (DE)**

(73) Assignee: **Dr. Ing. H.C. F. Porsche**  
**Aktiengesellschaft, Stuttgart (DE)**

(\*\*) Term: **14 Years**

\* cited by examiner

(21) Appl. No.: **29/445,234**

*Primary Examiner* — Katrina A Betton

(22) Filed: **Feb. 8, 2013**

(74) *Attorney, Agent, or Firm* — RatnerPretia

(30) **Foreign Application Priority Data**

Aug. 10, 2012 (DE) ..... 402012100645

(51) **LOC (10) Cl.** ..... **12-16**

(52) **U.S. Cl.**  
USPC ..... **D12/192**

(58) **Field of Classification Search**  
USPC ..... D12/192, 415, 110, 114; 180/90;  
280/750-752; 296/190.01-190.09,  
296/191, 70; D15/7, 28; D10/46, 98,  
D10/102-103, 122-127

See application file for complete search history.

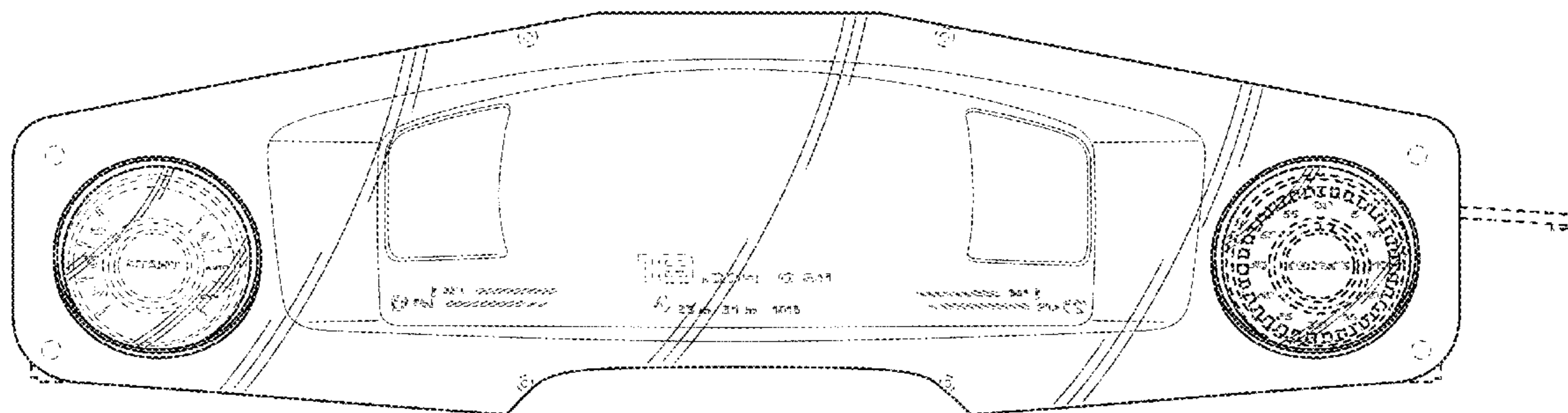
(57) **CLAIM**

The ornamental design for display elements and controls for vehicle, as shown and described.

**DESCRIPTION**

FIG. 1 is a front perspective view of display elements and controls for vehicle;  
FIG. 2 is a front elevation view thereof;  
FIG. 3 is a rear elevation view thereof;  
FIG. 4 is an elevation view from the left side thereof;  
FIG. 5 is an elevation view from the right side thereof;  
FIG. 6 is a top plan view thereof; and,  
FIG. 7 is a bottom plan view thereof.

**1 Claim, 6 Drawing Sheets**



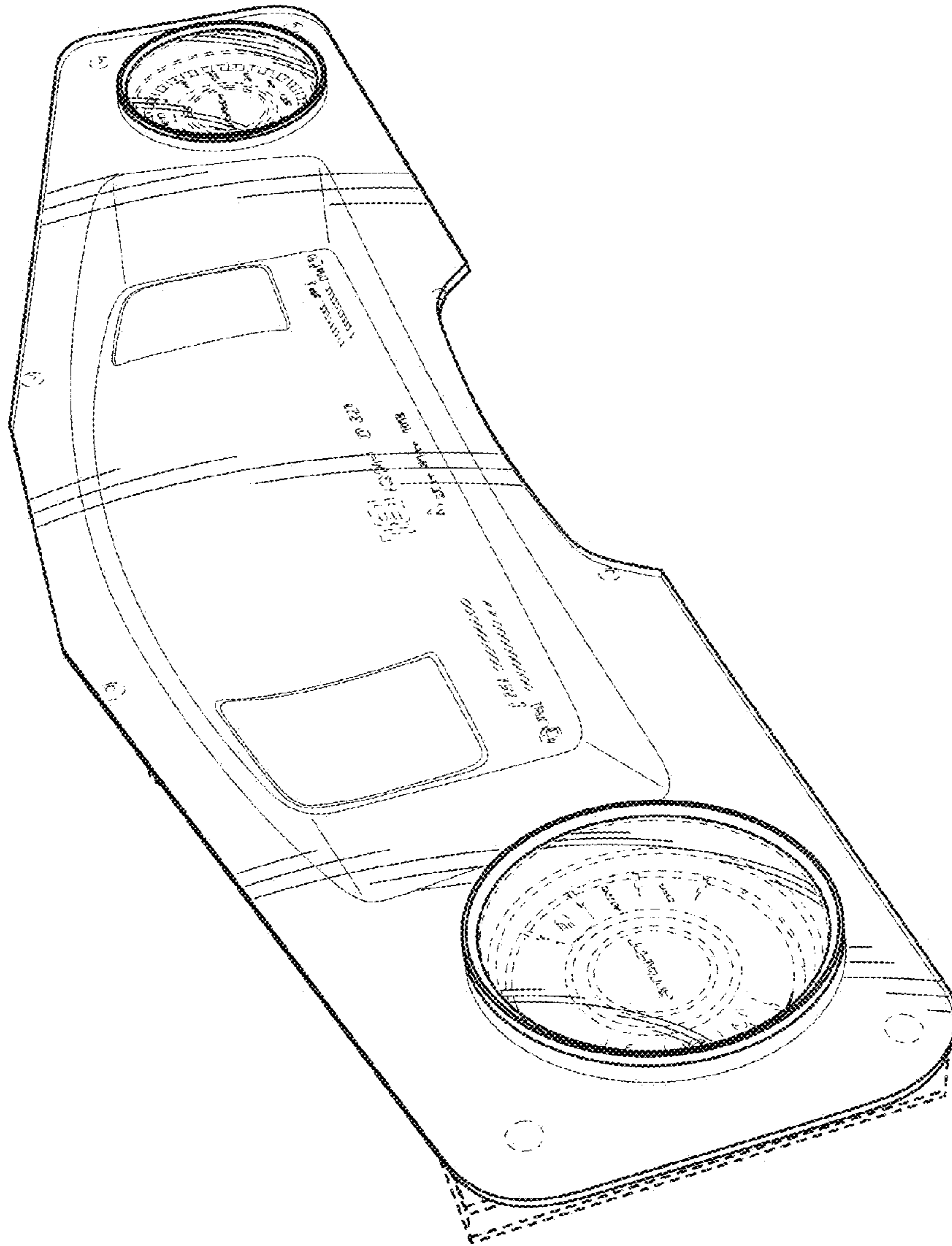


FIG. 1

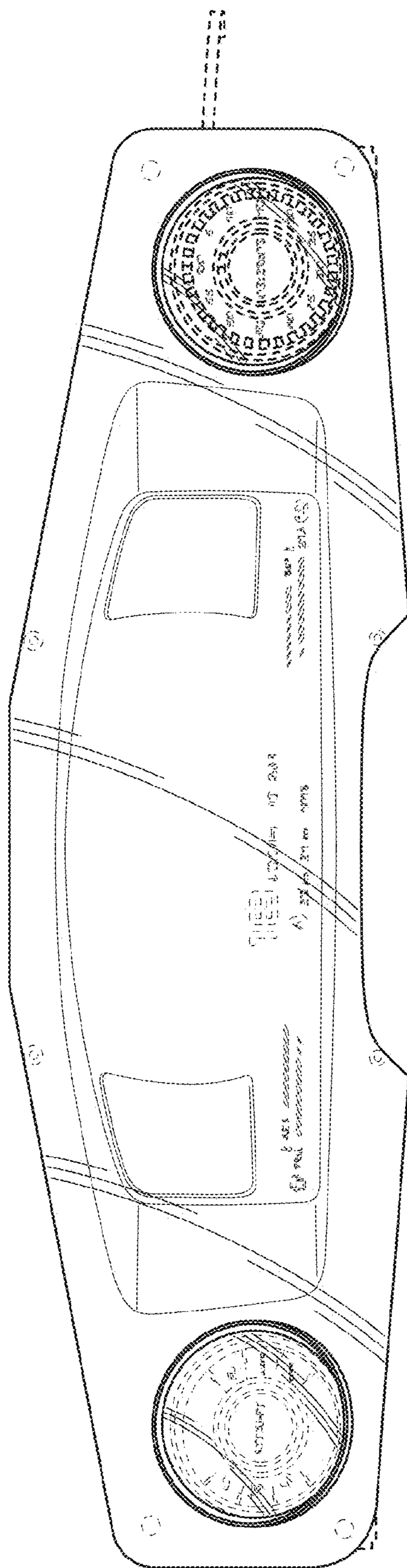


FIG. 2

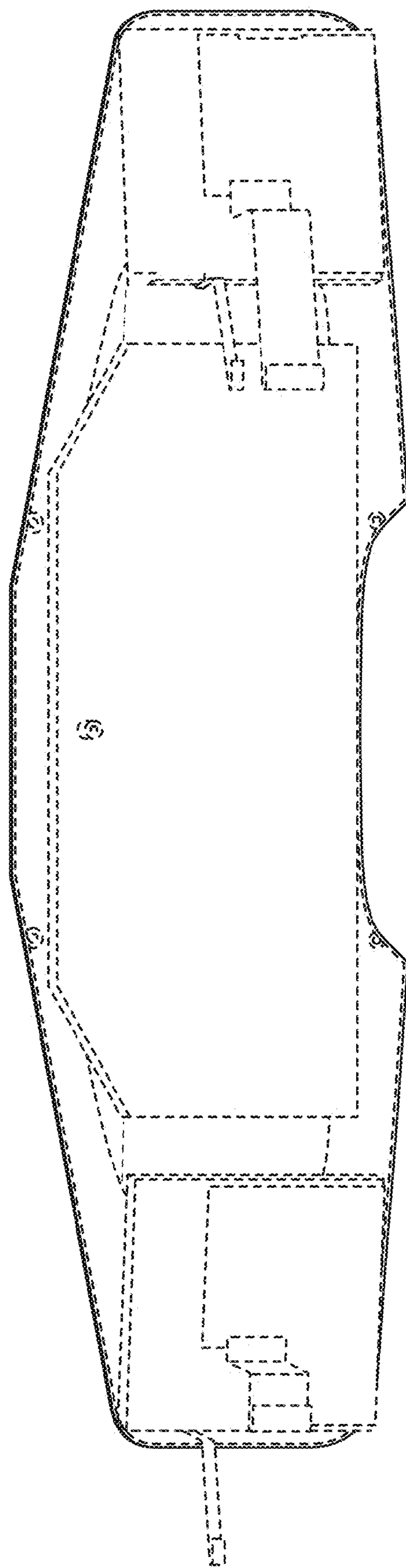


FIG. 3

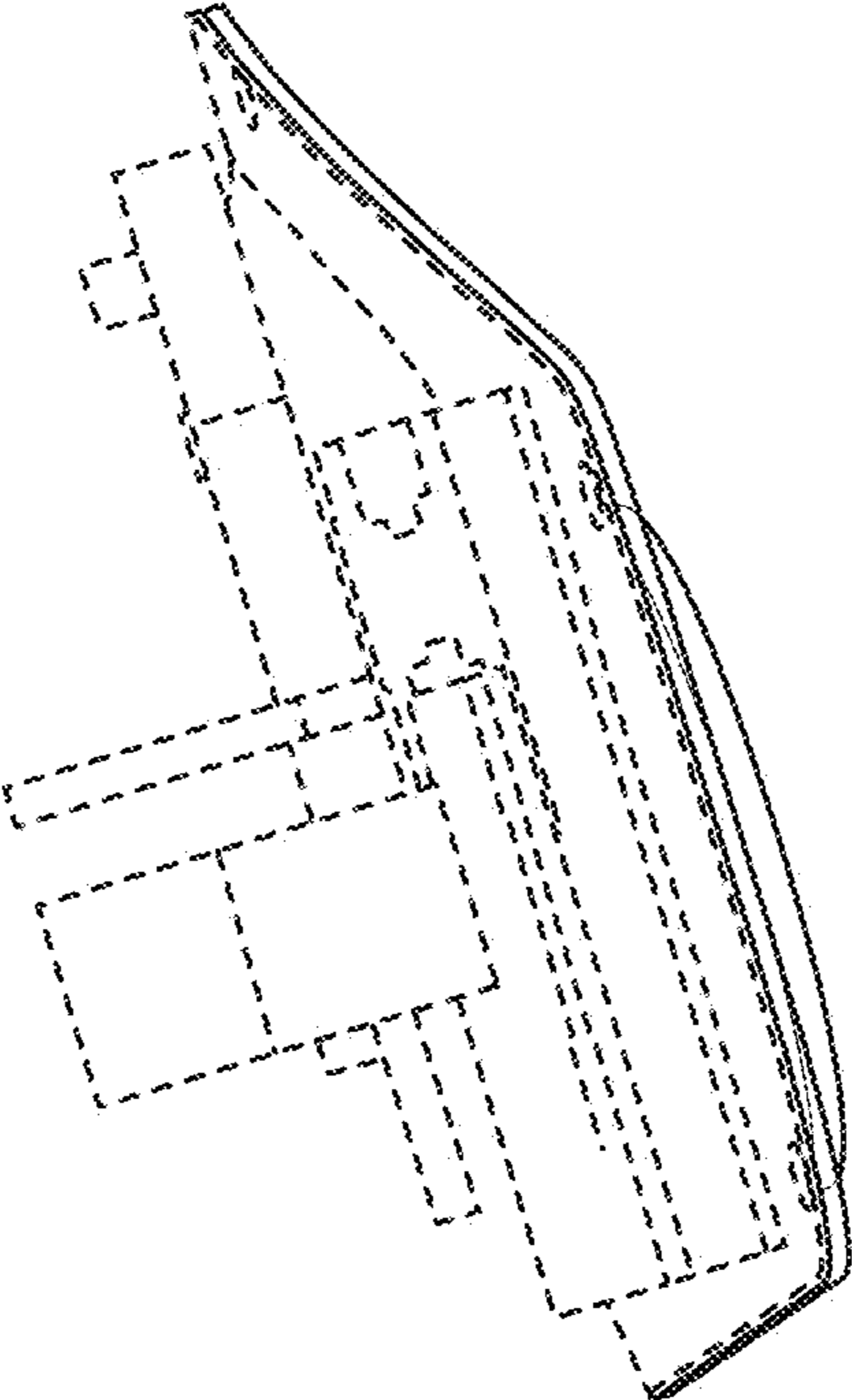


FIG. 4

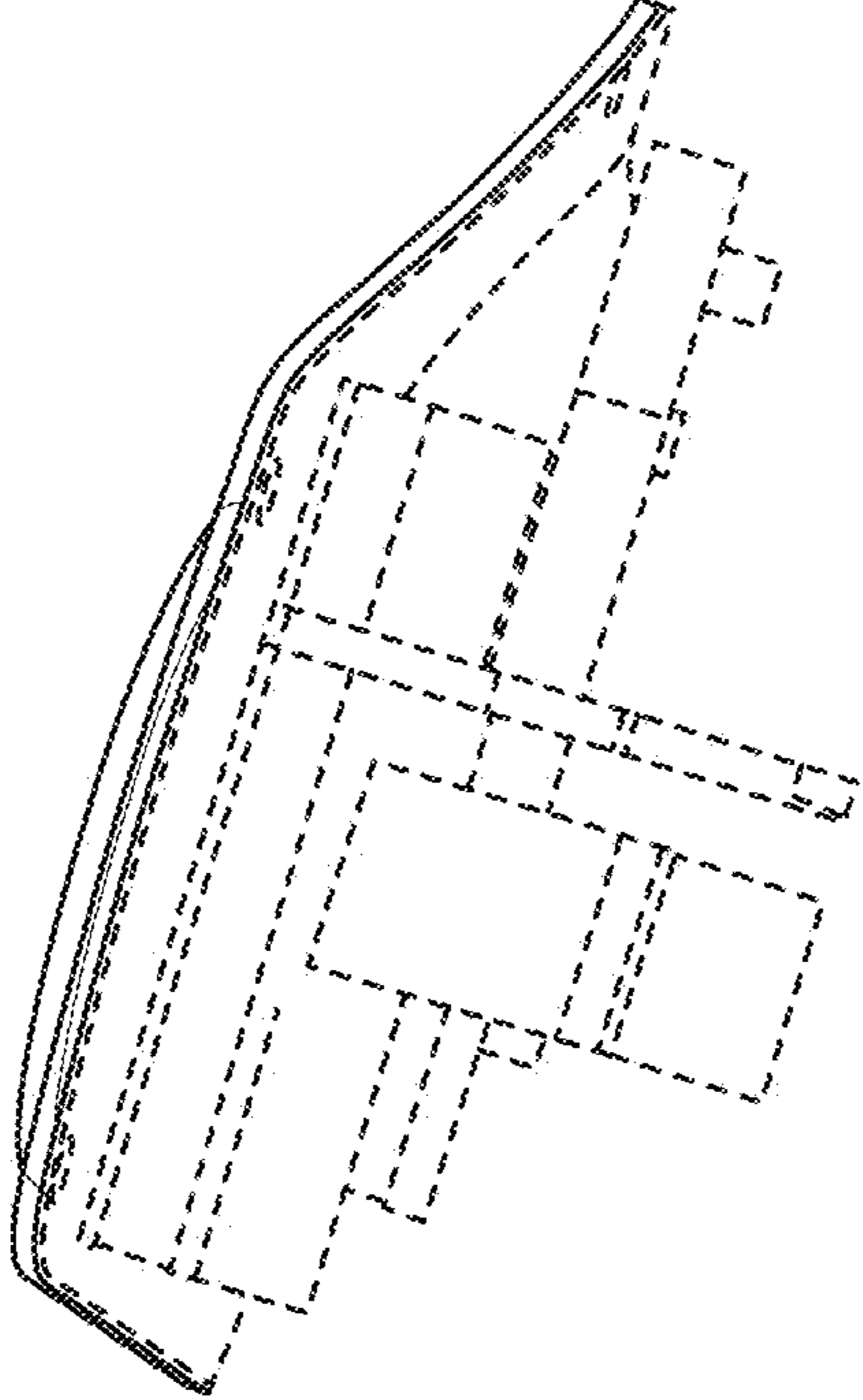


FIG. 5

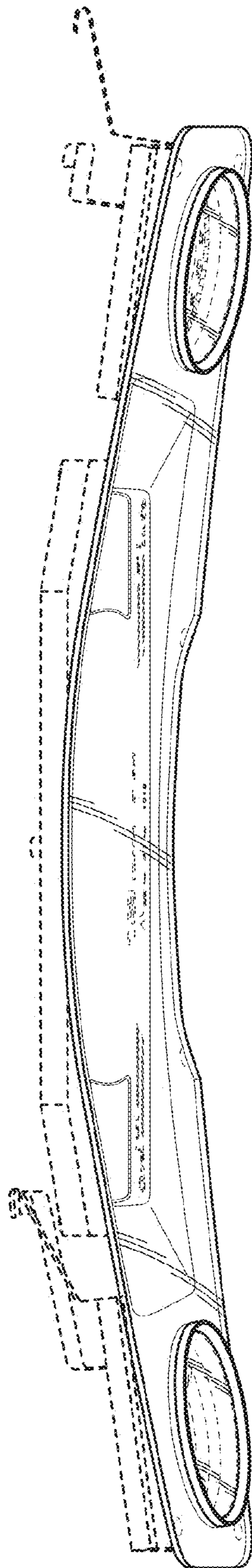


FIG. 6

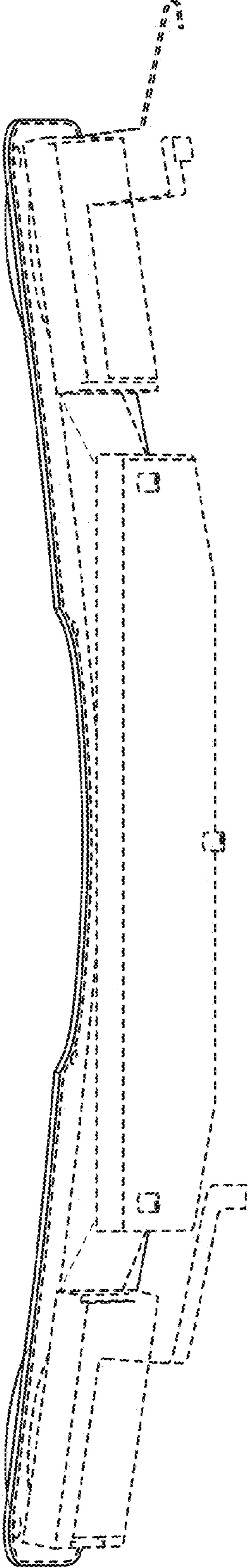


FIG. 7