



US00D704591S

(12) **United States Design Patent**
Adams

(10) **Patent No.:** **US D704,591 S**
(45) **Date of Patent:** **** May 13, 2014**

- (54) **JEWELRY TOGGLE**
- (75) Inventor: **Elizabeth Adams**, Montgomery, AL (US)
- (73) Assignee: **Ex Voto LLC**, Montgomery, AL (US)
- (**) Term: **14 Years**
- (21) Appl. No.: **29/412,500**
- (22) Filed: **Feb. 3, 2012**
- (51) **LOC (10) Cl.** **11-01**
- (52) **U.S. Cl.**
USPC **D11/87**
- (58) **Field of Classification Search**
USPC D11/1-2, 7, 40-44, 46-49, 53, 56, 57,
D11/59-61, 63, 65, 79-83, 86-87, 89-90,
D11/91-92, 99, 101, 106, 114-116,
D11/200-201; 63/3, 3.1, 12-14.9
See application file for complete search history.

6,256,793	B1 *	7/2001	Arias et al.	2/207
7,093,332	B1 *	8/2006	Kay	24/647
7,257,967	B2 *	8/2007	Rheinstein	63/40
D575,659	S *	8/2008	Cunningham	D11/7
D662,006	S *	6/2012	Lilak et al.	D11/87
8,261,576	B1 *	9/2012	Clements	63/12

* cited by examiner

Primary Examiner — Zenia Bennett

(74) *Attorney, Agent, or Firm* — Stephen H. Hall; Bradley Arant Boult Cummings LLP

(57) **CLAIM**

I claim the ornamental design for a jewelry toggle, as shown.

DESCRIPTION


FIG. 1 is a perspective view of a jewelry toggle.
 FIG. 2 is a front elevation view thereof, where the front and back elevation views are identical.
 FIG. 3 is a left side elevation view thereof, where the left and right side elevation views are identical.
 FIG. 4 is a top plan view thereof; and,
 FIG. 5 is bottom plan view thereof.

1 Claim, 4 Drawing Sheets

(56) **References Cited**

U.S. PATENT DOCUMENTS

D149,472	S *	5/1948	Chernow	D11/87
4,000,627	A *	1/1977	Wahlbeck	63/3.1






FIG. 1




FIG. 2

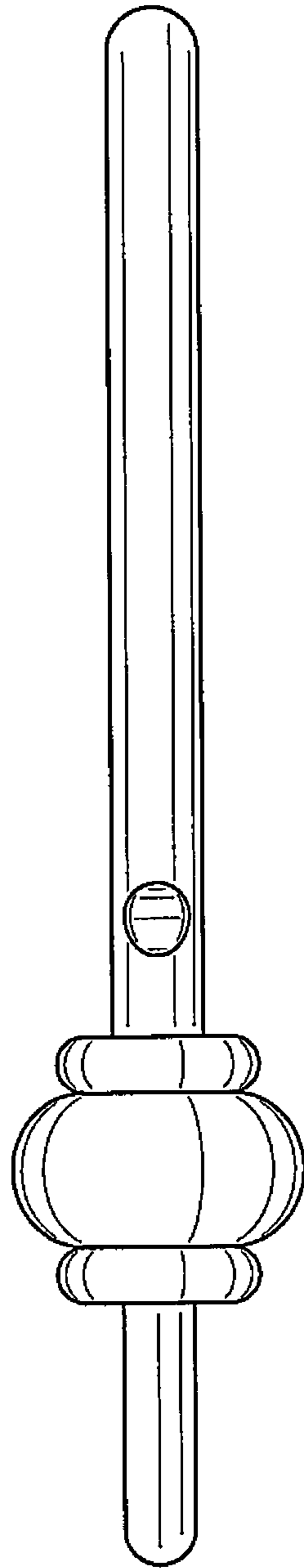


FIG. 3

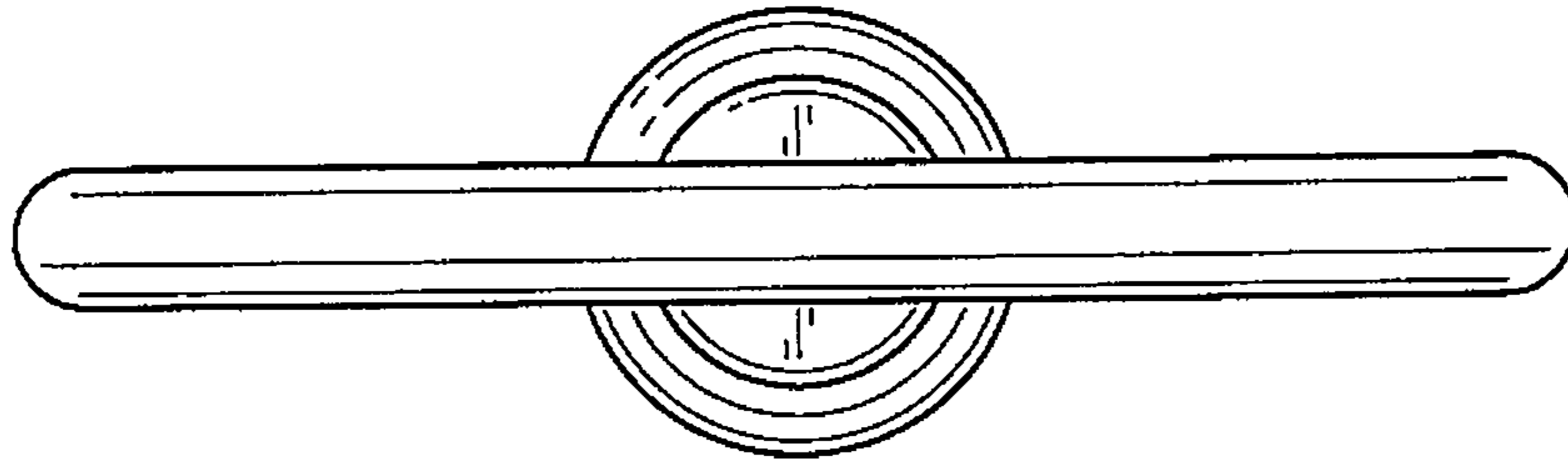


FIG. 4

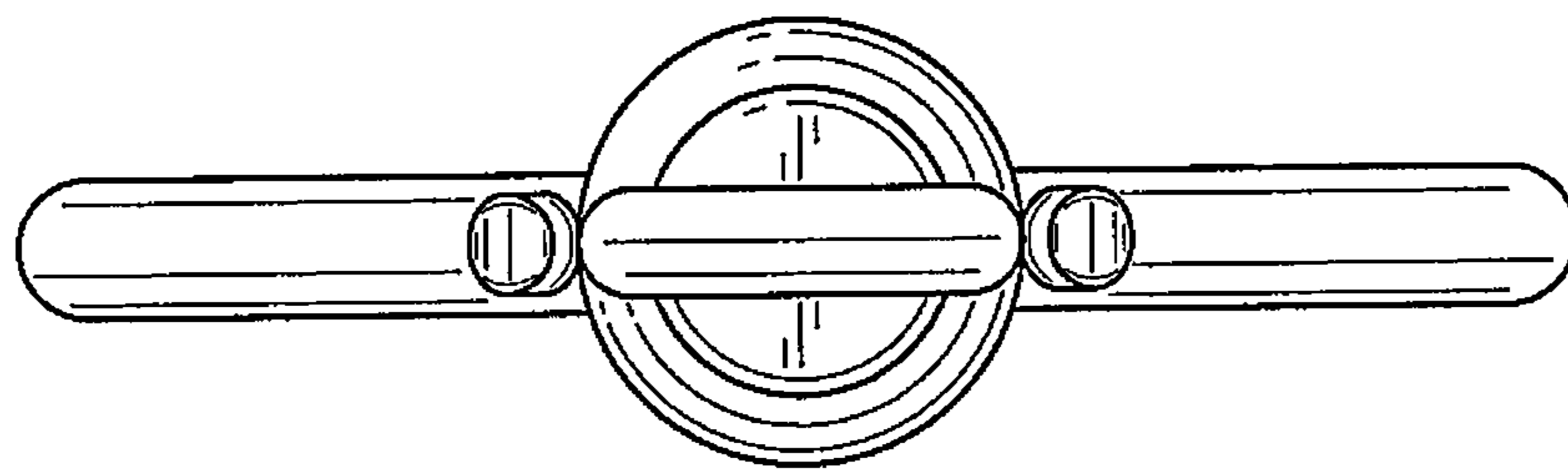


FIG. 5