



US00D704574S

(12) **United States Design Patent**
Lasserre

(10) **Patent No.:** **US D704,574 S**
(45) **Date of Patent:** **** May 13, 2014**

(54) **WATCH**

(71) Applicant: **Harry Winston SA**, Plan-les-Ouates (CH)

(72) Inventor: **Christophe Lasserre**, Vandoeuvres (CH)

(73) Assignee: **Harry Winston SA**, Plan-les-Ouates (CH)

(**) Term: **14 Years**

(21) Appl. No.: **29/470,504**

(22) Filed: **Oct. 22, 2013**

(30) **Foreign Application Priority Data**

Apr. 23, 2013 (WO) DM/080787

(51) **LOC (10) Cl.** **10-02**

(52) **U.S. Cl.**
USPC **D10/39**

(58) **Field of Classification Search**
USPC D10/30-39, 122-132; 368/276, 281,
368/282, 80, 223, 228, 232
See application file for complete search history.

(56) **References Cited**

U.S. PATENT DOCUMENTS

D312,793 S * 12/1990 Fujiwara D10/39
5,113,381 A * 5/1992 Sakamoto et al. 368/74

D348,010 S * 6/1994 Riley D10/30
6,761,478 B2 * 7/2004 Schmiedchen et al. 368/101
D500,451 S * 1/2005 Yamamoto D10/32
D508,860 S * 8/2005 Plan D10/39
7,443,768 B2 * 10/2008 Watanabe et al. 368/80
D598,318 S * 8/2009 Behling D10/126
D608,225 S * 1/2010 Giroud D10/39
7,656,752 B2 * 2/2010 Arita et al. 368/223
D614,512 S * 4/2010 Monachon D10/32
D621,284 S * 8/2010 Cerrato D10/38
D640,576 S * 6/2011 Nashimoto D10/38
D656,417 S * 3/2012 Monachon D10/39
D668,971 S * 10/2012 Tedeschi D10/39
D680,883 S * 4/2013 Loth et al. D10/32

* cited by examiner

Primary Examiner — Lucy Lieberman

(74) *Attorney, Agent, or Firm* — Donald J. Ranft; Collen IP

(57) **CLAIM**

The ornamental design for a watch, as shown.

DESCRIPTION

FIG. 1 is a front right perspective view thereof;
FIG. 2 is a front view thereof;
FIG. 3 is a rear view thereof;
FIG. 4 is a left side view thereof;
FIG. 5 is a right side view thereof;
FIG. 6 is a top view thereof;
FIG. 7 is a bottom view thereof; and,
FIG. 8 is a rear left perspective view thereof.

1 Claim, 6 Drawing Sheets






FIG. 1



FIG. 2

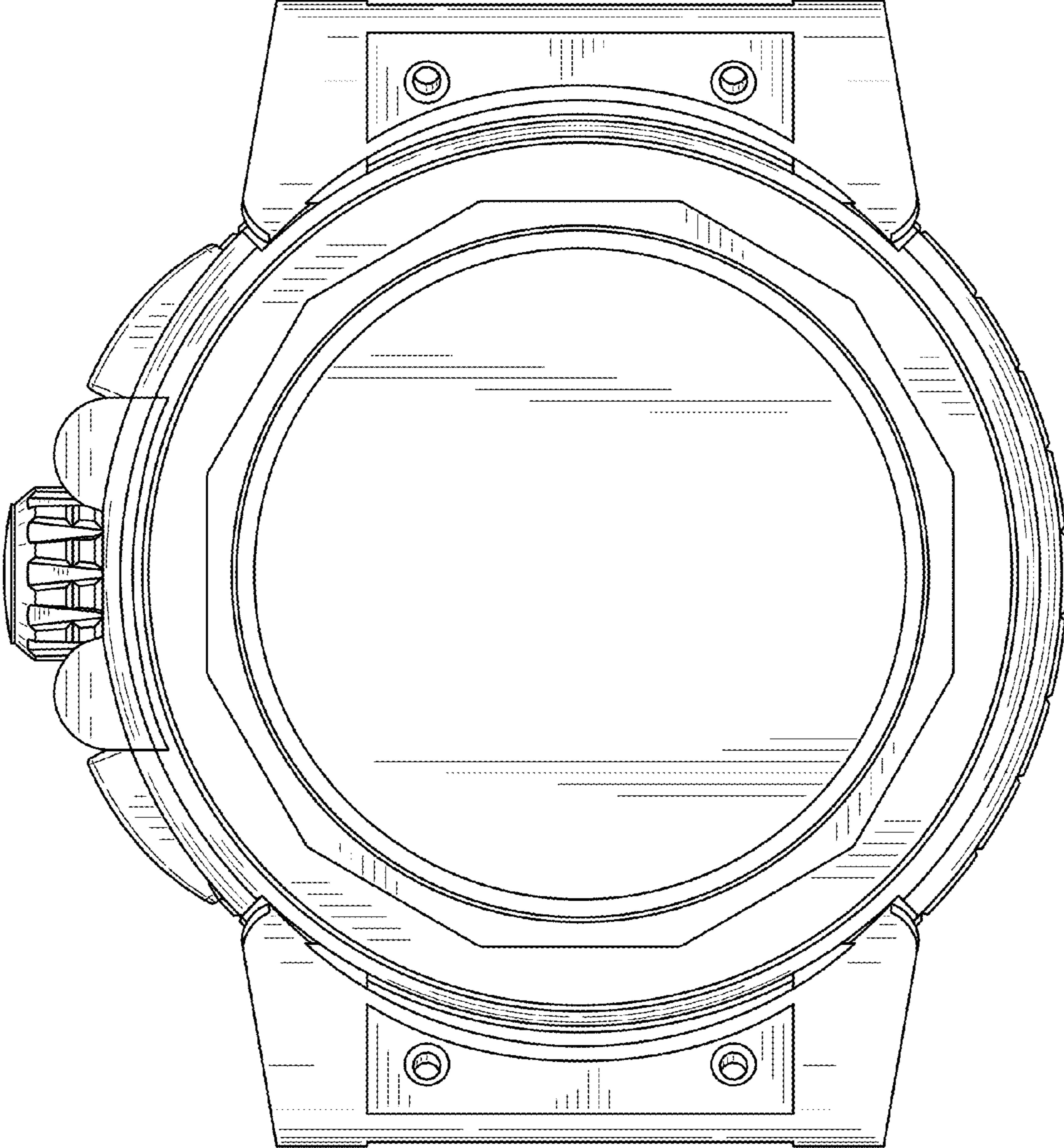


FIG. 3

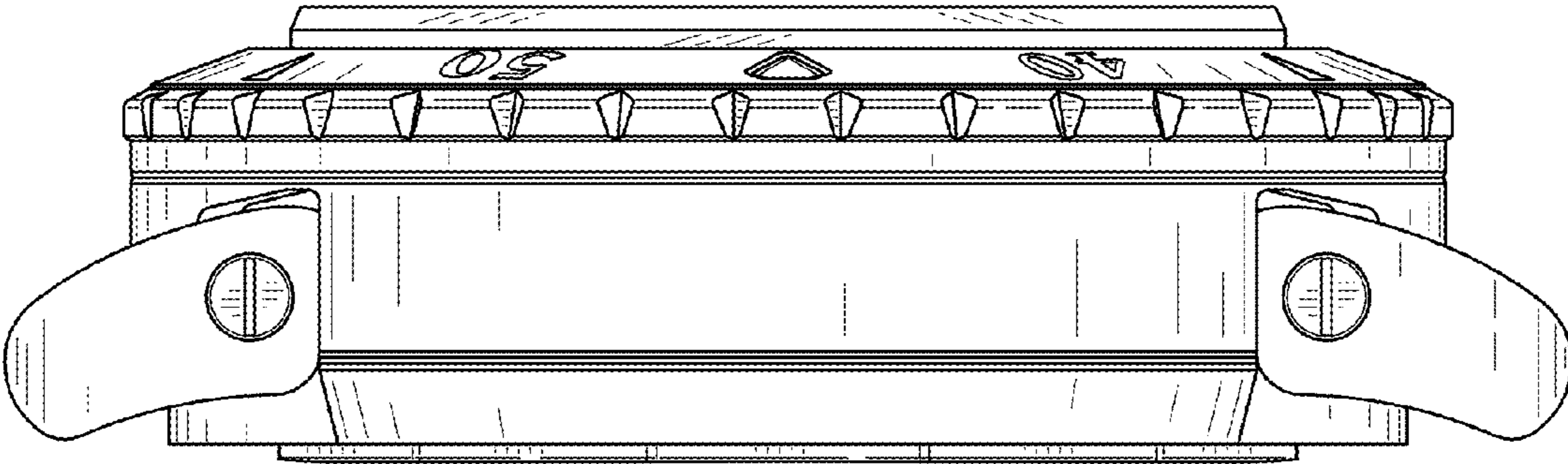


FIG. 4

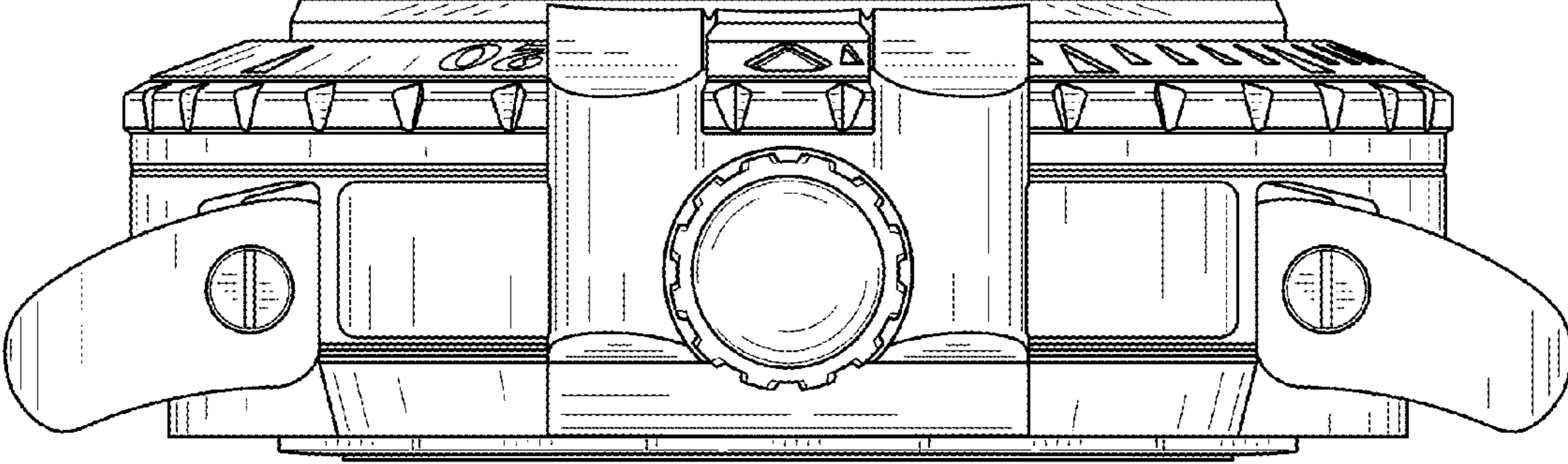


FIG. 5

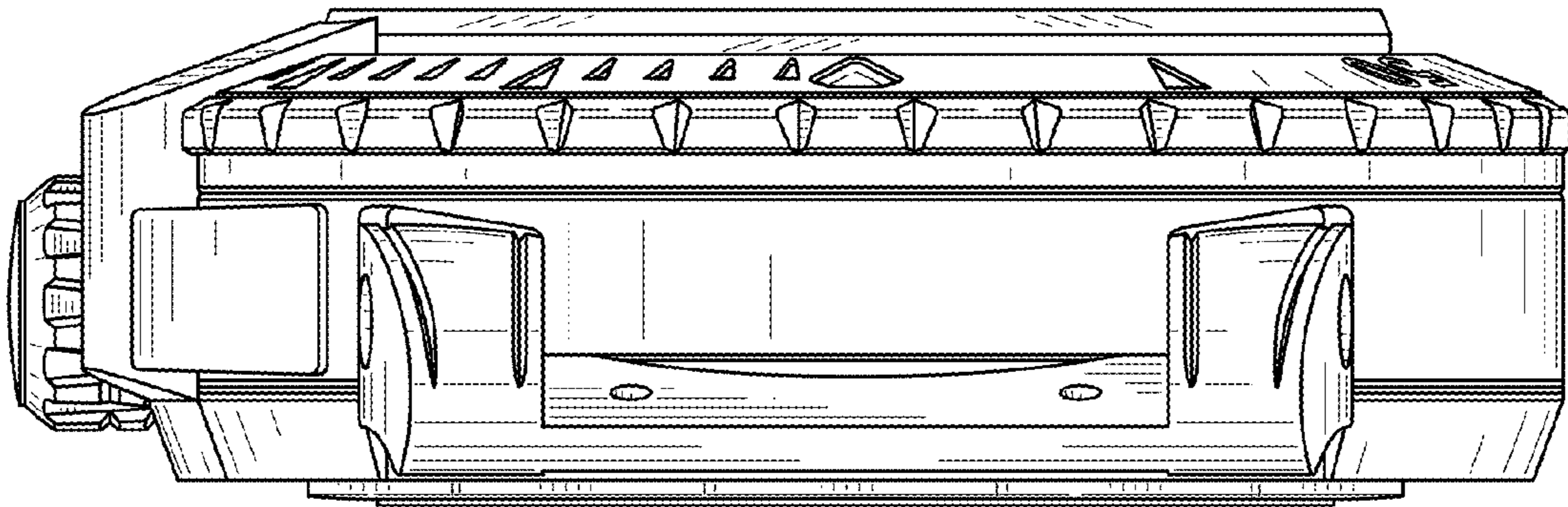


FIG. 6

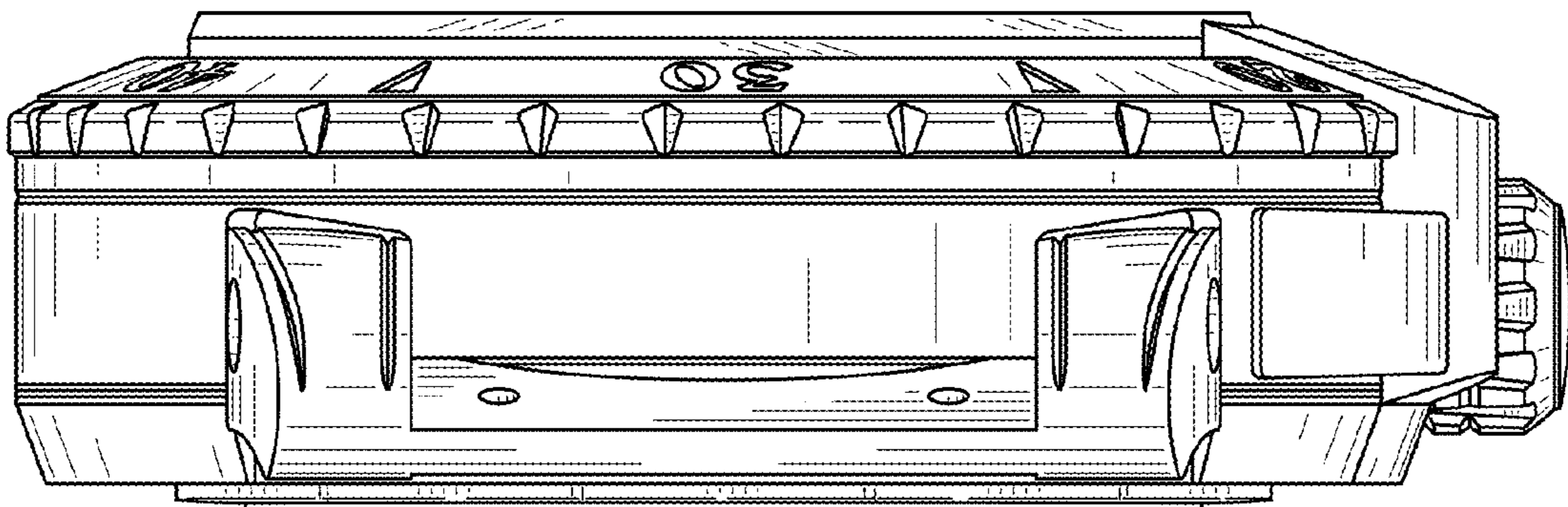


FIG. 7

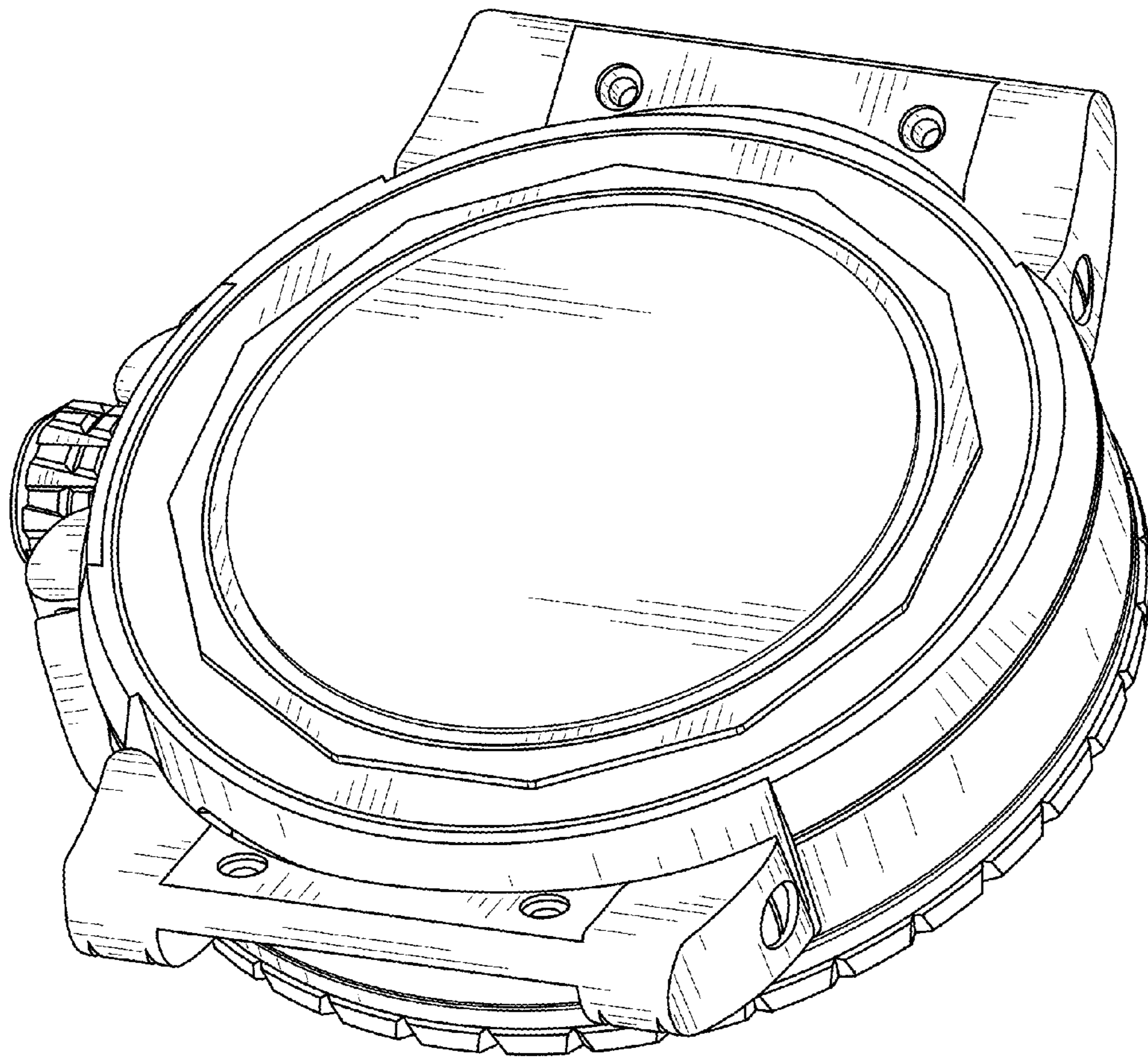


FIG. 8