



US00D704571S

(12) **United States Design Patent**  
**Borg et al.**

(10) **Patent No.:** **US D704,571 S**

(45) **Date of Patent:** **\*\* May 13, 2014**

(54) **TWO-RING BOTTLE CARRIER**

(71) Applicant: **Oregon Precision Industries, Inc.**,  
Eugene, OR (US)

(72) Inventors: **Zakary James Borg**, Eugene, OR (US);  
**Ronald Lee Mellor, Jr.**, Springfield, OR  
(US)

(73) Assignee: **Oregon Precision Industries, Inc.**,  
Eugene, OR (US)

(\*\*) Term: **14 Years**

(21) Appl. No.: **29/448,988**

(22) Filed: **Mar. 14, 2013**

(51) **LOC (10) Cl.** ..... **09-03**

(52) **U.S. Cl.**

USPC ..... **D9/752**

(58) **Field of Classification Search**

USPC ..... D9/750, 751, 752, 753, 754, 455, 456;  
D3/315; 206/150, 151, 159, 160, 161,  
206/199, 821, 200, 145, 216, 164, 430, 503,  
206/509, 427, 206; 294/87.2, 87.28, 159  
See application file for complete search history.

(56) **References Cited**

**U.S. PATENT DOCUMENTS**

2,865,669	A	*	12/1958	Linthicum	.....	294/87.2
D192,893	S	*	5/1962	Brunsing	.....	D9/752
D194,199	S	*	12/1962	Poupitch	.....	D9/752
D197,356	S	*	1/1964	De Shazor, Jr.	.....	D9/752
D197,357	S	*	1/1964	De Shazor, Jr.	.....	D9/752
D197,358	S	*	1/1964	De Shazor, Jr.	.....	D9/752
D199,284	S	*	9/1964	Petrone et al.	.....	D9/752
3,268,070	A	*	8/1966	Cunningham	.....	206/150
D237,465	S	*	11/1975	Calvert	.....	D9/752
D237,466	S	*	11/1975	Calvert	.....	D9/752
D237,589	S	*	11/1975	Calvert	.....	D9/752

D238,146	S	*	12/1975	Calvert	.....	D9/752
D238,249	S	*	12/1975	Erickson	.....	D9/752
D238,657	S	*	2/1976	Erickson	.....	D9/752
4,712,680	A	*	12/1987	Panazzolo	.....	206/427

(Continued)

*Primary Examiner* — Mark Goodwin

(74) *Attorney, Agent, or Firm* — Alleman Hall McCoy  
Russell & Tuttle LLP

(57) **CLAIM**

The ornamental design for a two-ring bottle carrier, as shown  
and described.

**DESCRIPTION**

FIG. 1 is a top front perspective view of an ornamental design  
for a two-ring bottle carrier according to the present inven-  
tion.

FIG. 2 is a bottom rear perspective view of the two-ring bottle  
carrier of FIG. 1.

FIG. 3 is a top view of the two-ring bottle carrier of FIG. 1.

FIG. 4 is a partial cutaway side view taken along line 4-4 in  
FIG. 3, of the two-ring bottle carrier of FIG. 1.

FIG. 5 is a partial cutaway end view taken along line 5-5 in  
FIG. 3, of the two-ring bottle carrier of FIG. 1.

FIG. 6 is a bottom view of the two-ring bottle carrier of FIG.  
1.

FIG. 7 is a front side view of the two-ring bottle carrier of FIG.  
1, with dashed lines illustrating bottles secured in the two-  
ring bottle carrier.

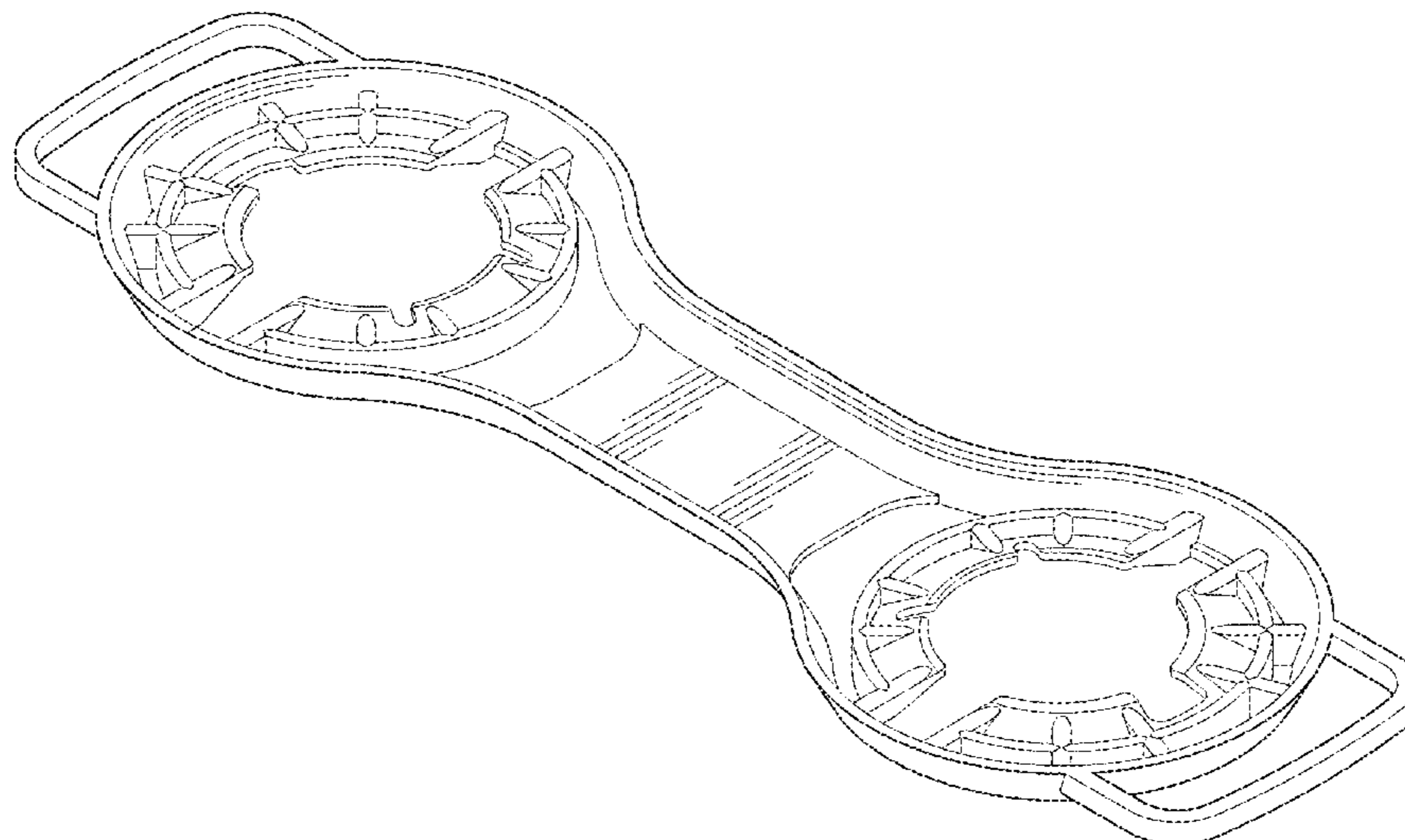
FIG. 8 is a back side view of the two-ring bottle carrier of FIG.  
1.

FIG. 9 is a left side view of the two-ring bottle carrier of FIG.  
1; and,

FIG. 10 is a right side view of the two-ring bottle carrier of  
FIG. 1.

The dashed lines in FIG. 7 illustrate environment in the form  
of bottles secured in the two-ring bottle carrier, and form no  
part of the claimed design.

**1 Claim, 5 Drawing Sheets**



(56)

**References Cited**

U.S. PATENT DOCUMENTS

D294,331 S *	2/1988	Panazzolo	.....	D9/752	D405,687 S *	2/1999	Borg	.....	D9/752
4,823,959 A *	4/1989	Bixler	.....	206/562	D408,277 S *	4/1999	Erickson	.....	D9/752
D310,027 S *	8/1990	Bixler	.....	D9/752	D412,663 S *	8/1999	Erickson	.....	D9/752
D329,807 S *	9/1992	Heider	.....	D9/752	D413,800 S *	9/1999	Caparros et al.	.....	D9/752
5,188,413 A *	2/1993	Nathan	.....	294/87.2	D502,406 S *	3/2005	Eddings	.....	D9/752
D348,002 S *	6/1994	Jones	.....	D3/316	D505,083 S *	5/2005	Tabeshnekoo	.....	D9/752
D349,459 S *	8/1994	Borg	.....	D9/455	7,588,275 B2 *	9/2009	Borg	.....	294/87.2
D350,695 S *	9/1994	Adami et al.	.....	D3/316	D628,348 S *	11/2010	Chao	.....	D30/199
D354,227 S *	1/1995	Adami et al.	.....	D9/752	7,823,943 B2 *	11/2010	Borg	.....	294/87.2
D356,733 S *	3/1995	Adami et al.	.....	D9/752	7,861,853 B2 *	1/2011	Borg	.....	206/151
D360,362 S *	7/1995	Strong	.....	D9/455	D653,560 S *	2/2012	Smithers	.....	D9/752
					2005/0167289 A1 *	8/2005	Borg	.....	206/151
					2007/0296231 A1 *	12/2007	Borg	.....	294/87.2

\* cited by examiner

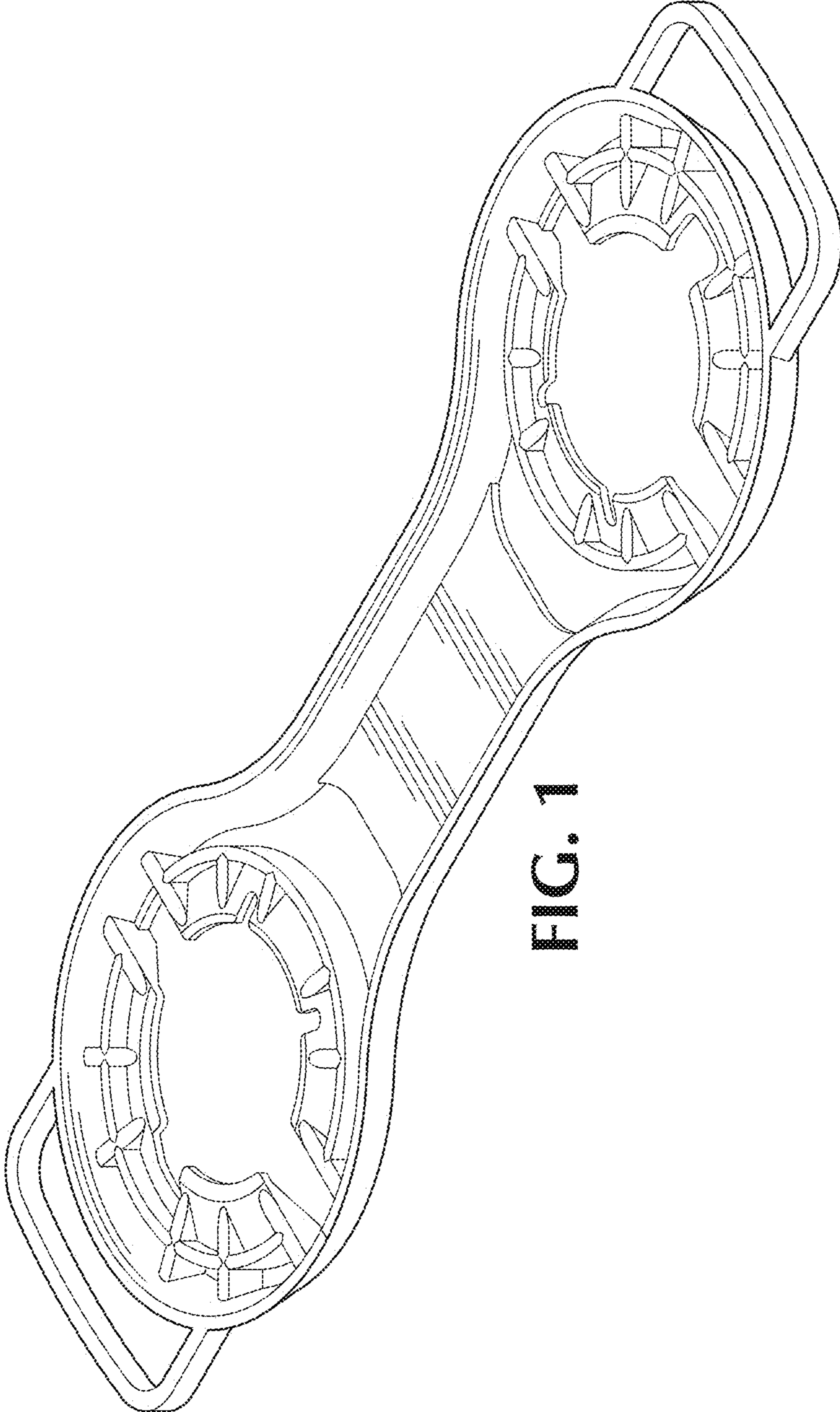


FIG. 1

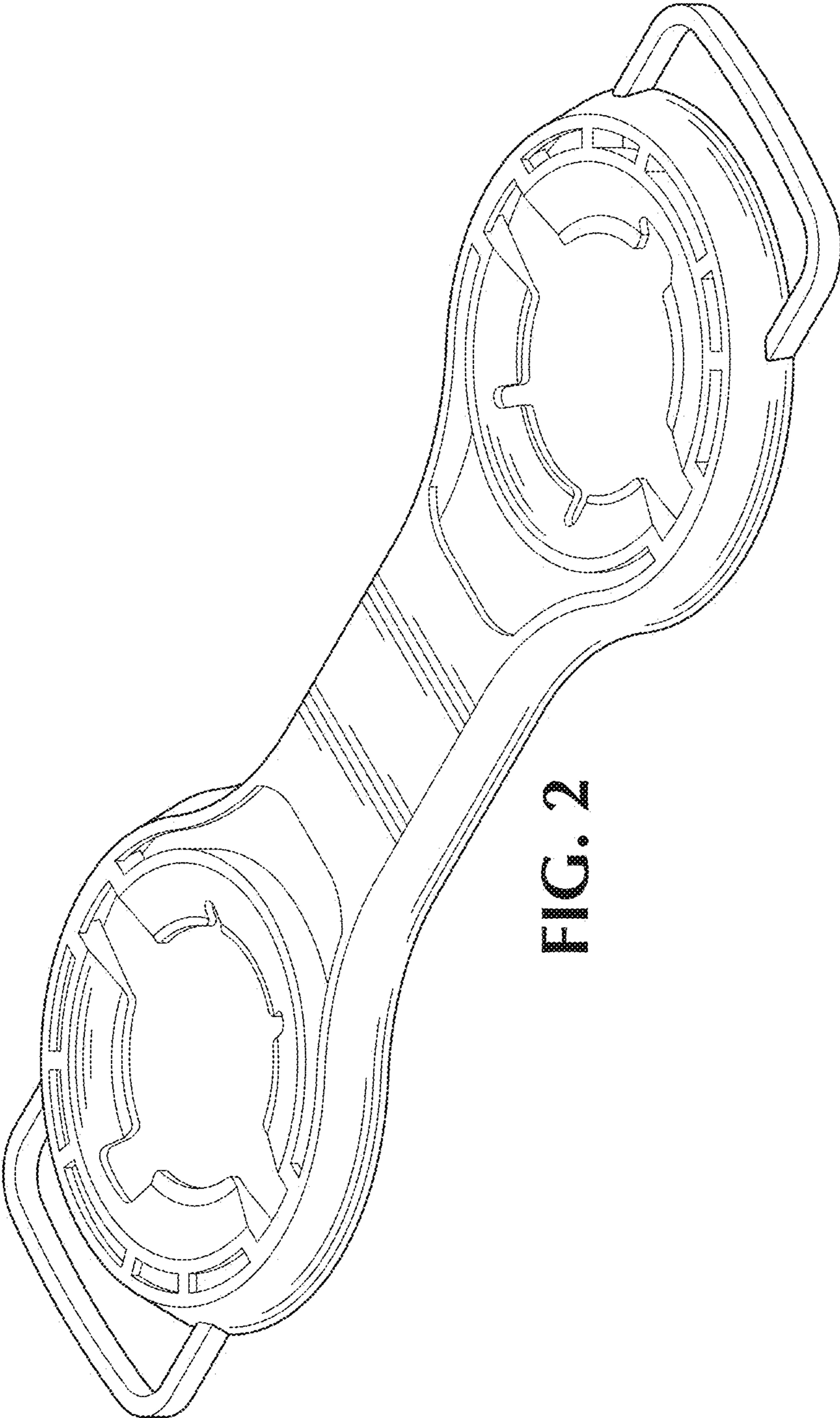


FIG. 2

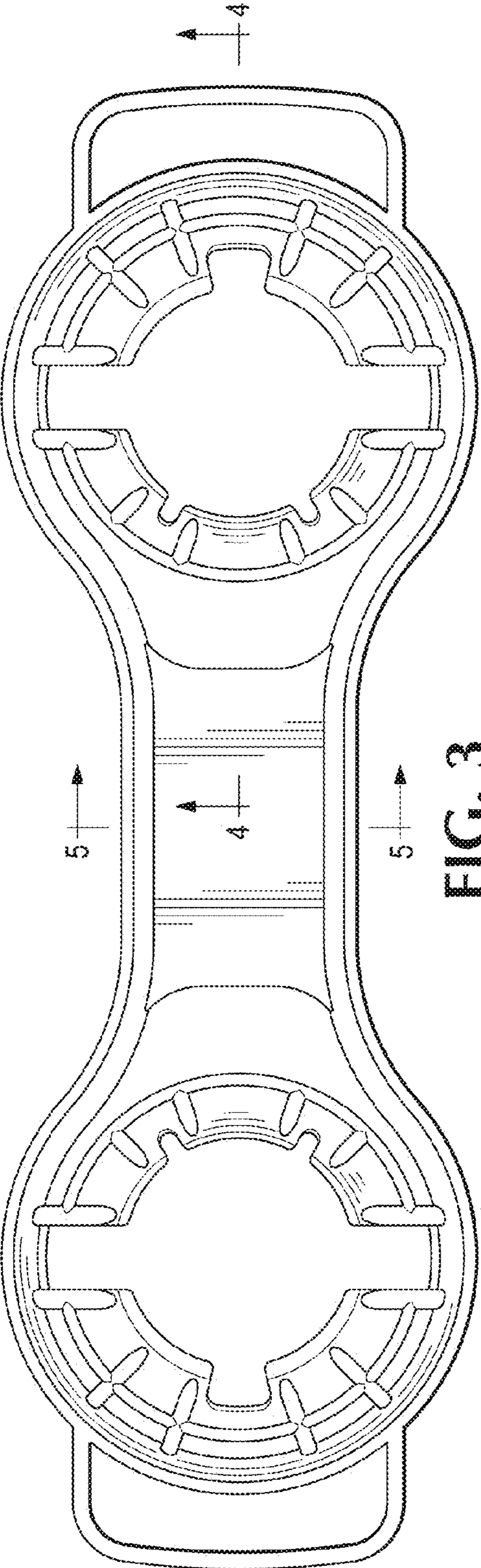


FIG. 3




FIG. 4



FIG. 5

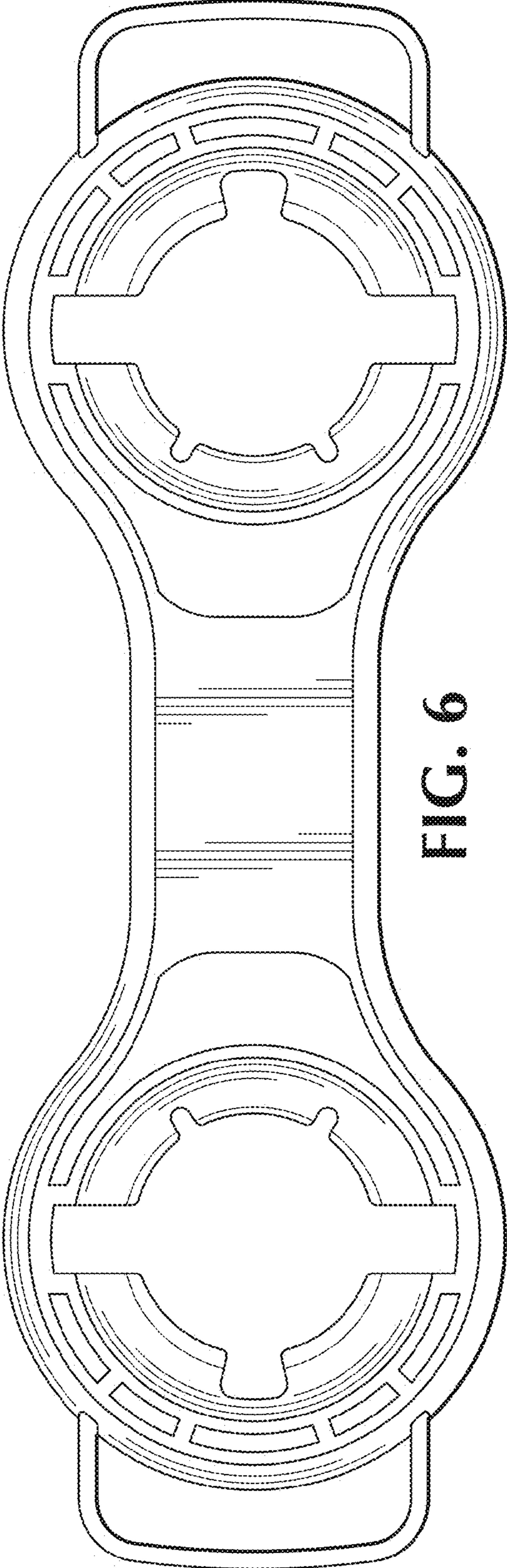


FIG. 6

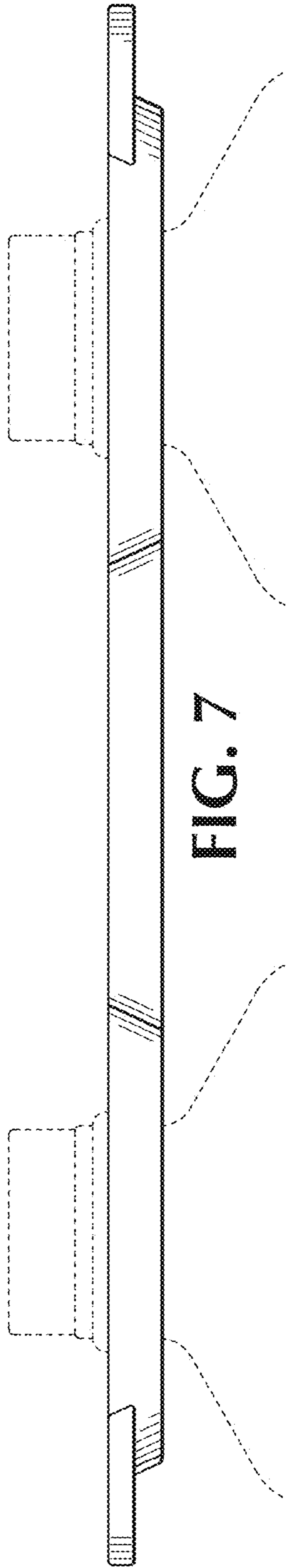


FIG. 9

FIG. 10