



US00D704566S

(12) **United States Design Patent**
Sanders

(10) **Patent No.:** **US D704,566 S**

(45) **Date of Patent:** **** May 13, 2014**

(54) **GOLF BALL CONTAINER**

(71) Applicant: **John M. Sanders**, Minneapolis, MN
(US)

(72) Inventor: **John M. Sanders**, Minneapolis, MN
(US)

(**) Term: **14 Years**

(21) Appl. No.: **29/442,380**

(22) Filed: **Feb. 20, 2013**

(51) **LOC (10) Cl.** **09-01**

(52) **U.S. Cl.**
USPC **D9/668; D9/519**

(58) **Field of Classification Search**
USPC D7/514-515, 613, 619.2, 901; D9/600,
D9/668, 500-505, 516, 519, 537-540,
D9/544-545, 548, 549-558, 574-585;
206/457, 527, 540; 220/890; D3/202,
D3/207-271.1, 271.9

See application file for complete search history.

(56) **References Cited**

U.S. PATENT DOCUMENTS

D283,980 S * 5/1986 Haswell D9/668
D404,195 S * 1/1999 Beals D9/668
D425,706 S * 5/2000 Calderone D9/668

D474,335 S * 5/2003 von Schmidt et al. D9/668
D490,304 S * 5/2004 Landers D9/668
D549,106 S * 8/2007 Lepoitevin D9/668
D553,996 S * 10/2007 Healy et al. D9/668
D555,504 S * 11/2007 Polina et al. D9/668
D560,509 S * 1/2008 Lepoitevin D9/668
D560,510 S * 1/2008 Lepoitevin D9/668
D586,167 S * 2/2009 Trotzig D6/542
D596,489 S * 7/2009 Weiss D9/519

* cited by examiner

Primary Examiner — Sandra Morris

(74) *Attorney, Agent, or Firm* — Richard John Bartz

(57) **CLAIM**

The ornamental design for a golf ball container, as shown and described.

DESCRIPTION

FIG. 1 is a front elevational view of the golf ball container of my design;

FIG. 2 is a rear elevational view thereof;

FIG. 3 is a side elevational view of the right side thereof;


FIG. 4 is a side elevational view of the left side thereof;

FIG. 5 is a top plan view thereof; and,

FIG. 6 is a bottom plan view thereof.

The broken line showing of the bottom is for illustrative purposes only, and forms no part of the claimed design.

1 Claim, 5 Drawing Sheets






FIG.1




FIG.2




FIG.3




FIG.4

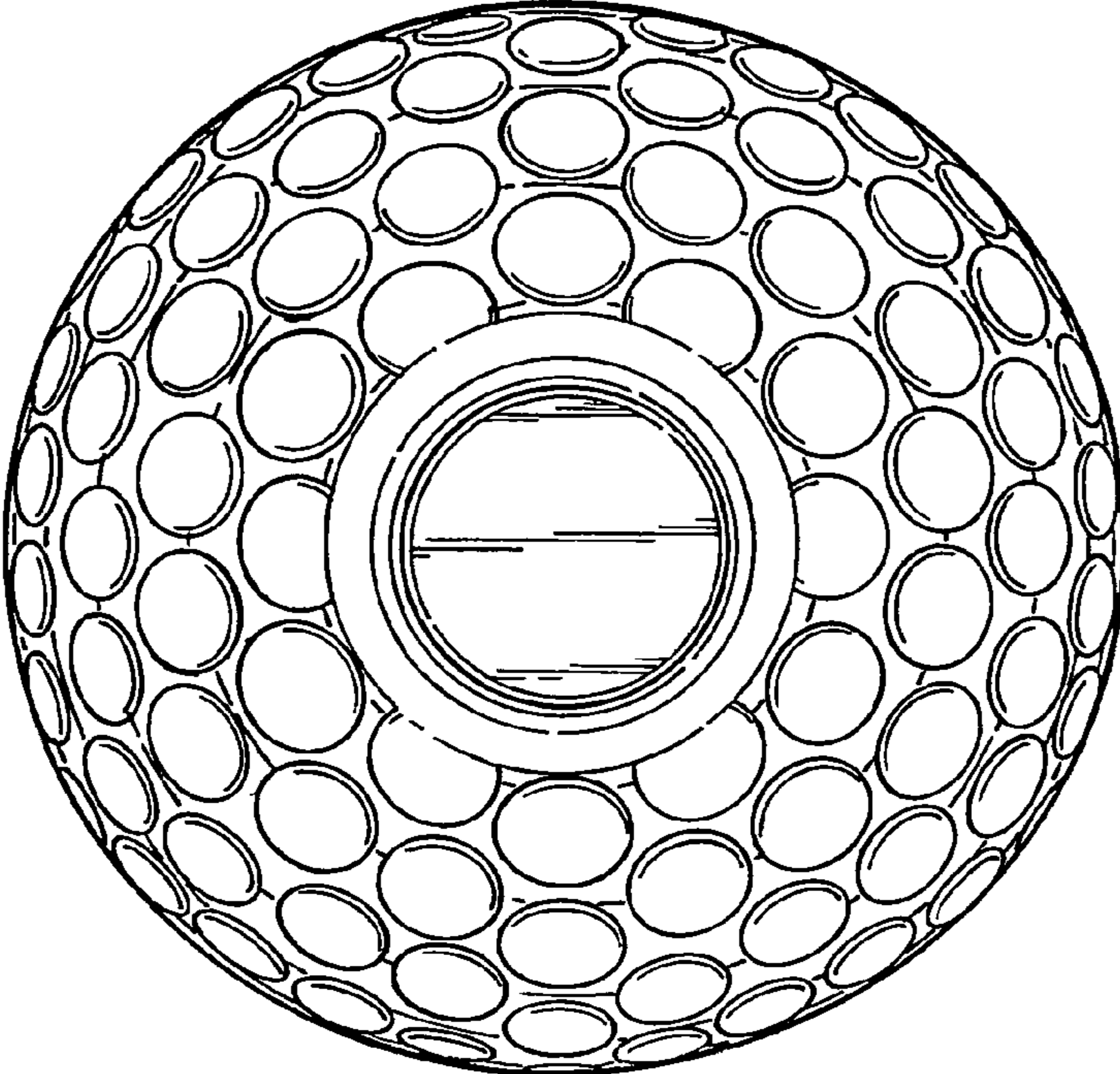


FIG. 5

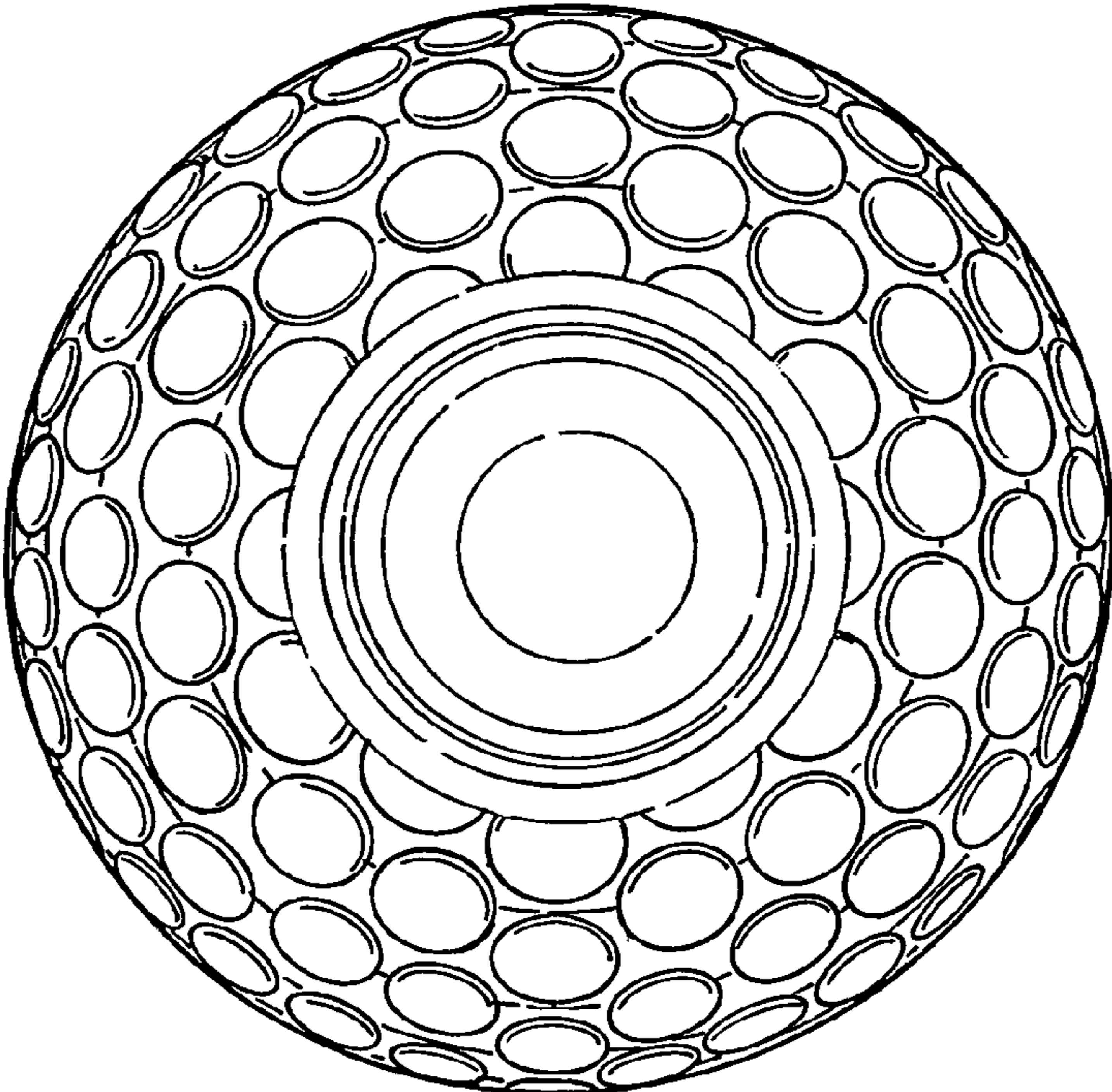


FIG. 6