



US00D704549S

(12) **United States Design Patent**
Liu

(10) **Patent No.:** **US D704,549 S**
(45) **Date of Patent:** **** May 13, 2014**

(54) **ELECTRONIC CIGARETTE BOX**

D553,011 S * 10/2007 Nouvel D9/761
D556,267 S * 11/2007 Nip D21/385
D570,210 S * 6/2008 McGrath D9/418

(71) Applicant: **Qiuming Liu**, Shenzhen (CN)

(72) Inventor: **Qiuming Liu**, Shenzhen (CN)

(**) Term: **14 Years**

(21) Appl. No.: **29/444,006**

(22) Filed: **Jan. 24, 2013**

(30) **Foreign Application Priority Data**

Dec. 28, 2012 (CN) 2012 3 0657529

(51) **LOC (10) Cl.** **09-03**

(52) **U.S. Cl.**
USPC **D9/418**

(58) **Field of Classification Search**
USPC D9/415, 416, 417, 418, 419, 414, 420,
D9/424, 430, 431-433, 457, 346, 732, 703,
D9/423; D6/682.4; D11/207; 40/124.01,
40/124.16, 124.191; 206/39, 337, 538,
206/704; 229/72, 75, 113, 116
See application file for complete search history.

(56) **References Cited**

U.S. PATENT DOCUMENTS

D156,308 S * 11/1949 Ash D9/418
3,008,612 A * 11/1961 Ganter 222/543
D242,022 S * 10/1976 Bish et al. D9/432
D259,922 S * 7/1981 Seki D9/418
D287,821 S * 1/1987 Holewinski et al. D9/414
D321,647 S * 11/1991 Oldorf D9/734
D429,148 S * 8/2000 Seidler D9/721
D434,648 S * 12/2000 Li et al. D9/415
D495,252 S * 8/2004 Poole D9/432
D518,291 S * 4/2006 Zou et al. D3/255

OTHER PUBLICATIONS

“Disposable Electronic Cigarette Manufacturer”, reference dated Dec. 13, 2013, found on the internet at <http://www.globalsources.com/gsol/1/Disposable-electronic/p/sm/1064981725.htm>.*

* cited by examiner

Primary Examiner — Robert M Spear

Assistant Examiner — Rhea Shields

(74) *Attorney, Agent, or Firm* — Cheng-Ju Chiang

(57) **CLAIM**

The ornamental design for an “electronic cigarette box,” as shown and described.

DESCRIPTION

FIG. 1 is a top, front and left side perspective view of an electronic cigarette box with both covers thereof inserted in a main body of the electronic cigarette box showing my new design;

FIG. 2 is a front elevational view thereof;

FIG. 3 is a rear elevational view thereof;

FIG. 4 is a left side elevational view thereof;

FIG. 5 is a right side elevational view thereof;

FIG. 6 is a top plan view thereof;


FIG. 7 is a bottom plan view thereof;

FIG. 8 is a top, front and left side perspective view of the electronic cigarette box with the both covers thereof released from the main body thereof showing my new design; and,

FIG. 9 is a top, front and left side perspective view of an electronic cigarette box with an electronic cigarette being placed in the electronic cigarette box showing my new design.

The diagonal shade lines shown in the drawings are intended to show transparency. The broken lines in the drawings illustrate unclaimed environment only and form no part of the claimed design.

1 Claim, 9 Drawing Sheets



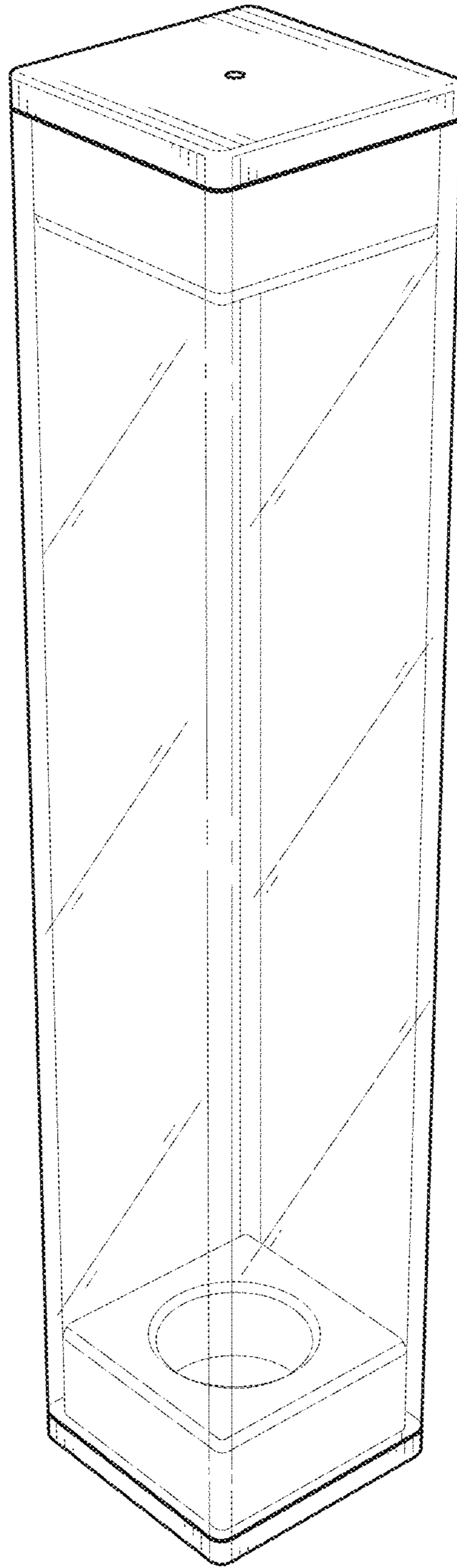


FIG. 1

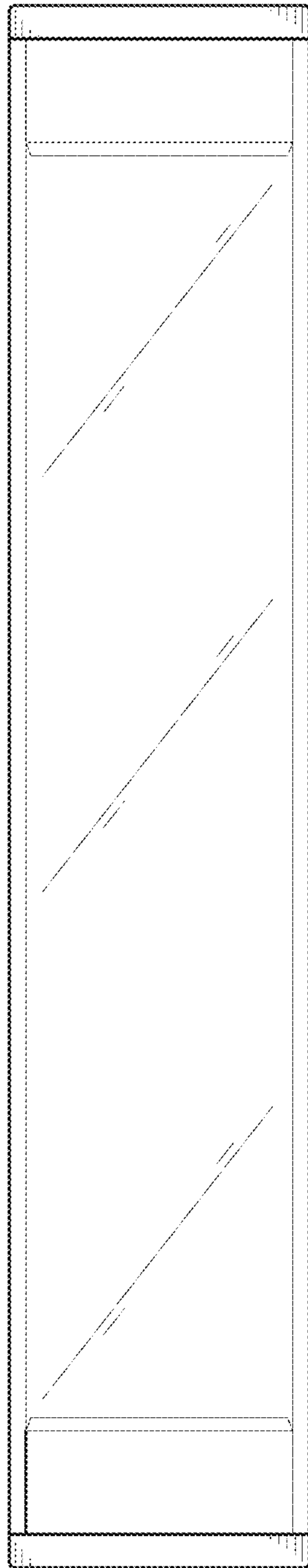


FIG. 2

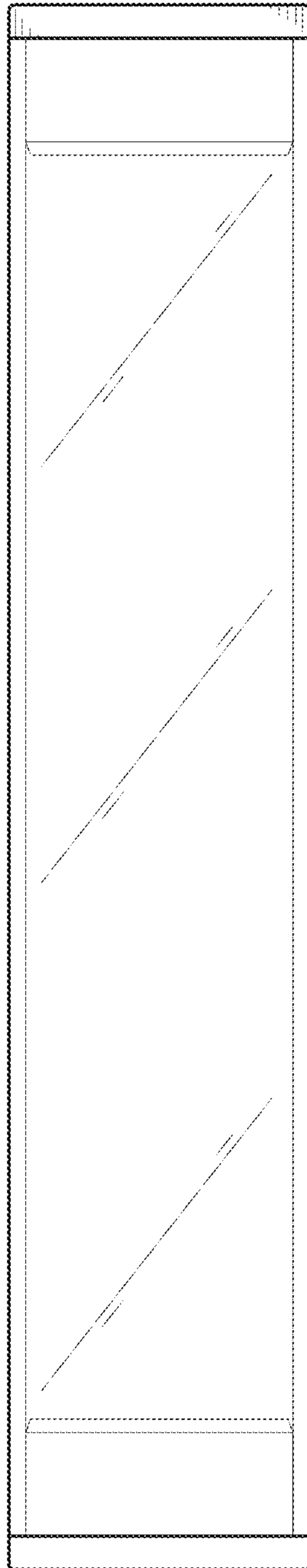


FIG. 3

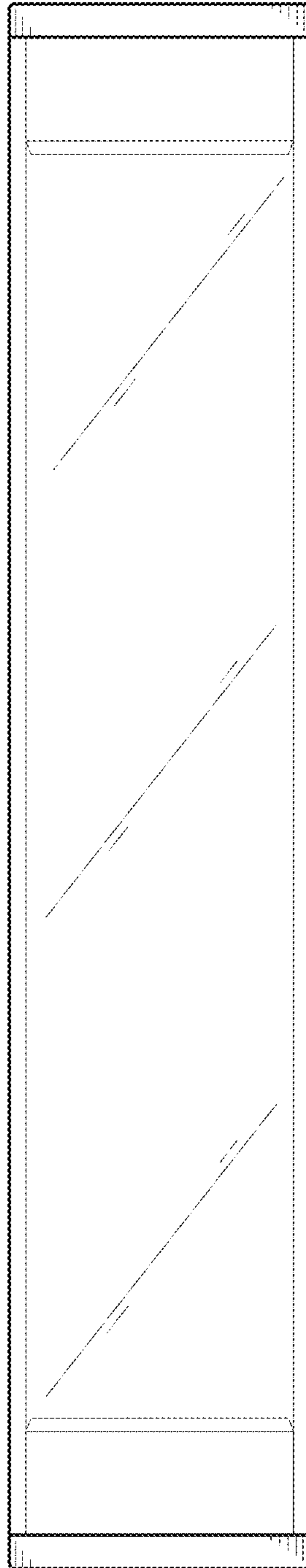


FIG. 4

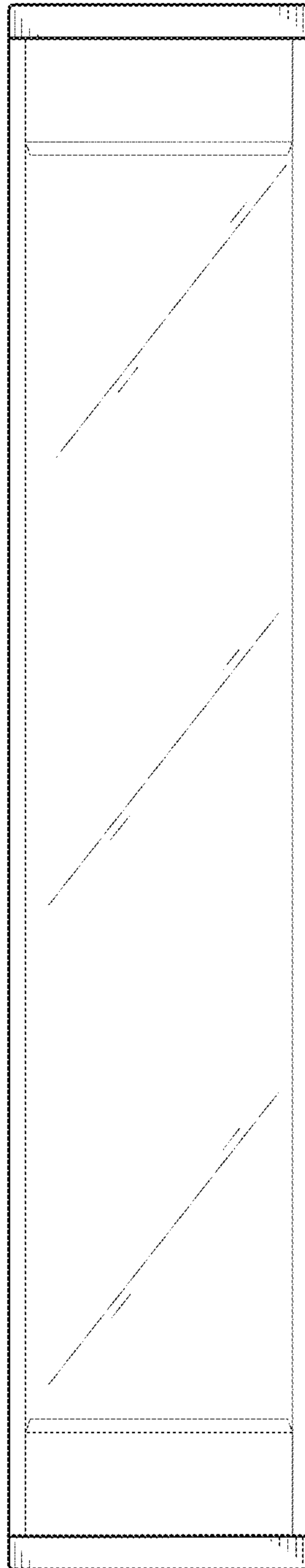


FIG. 5

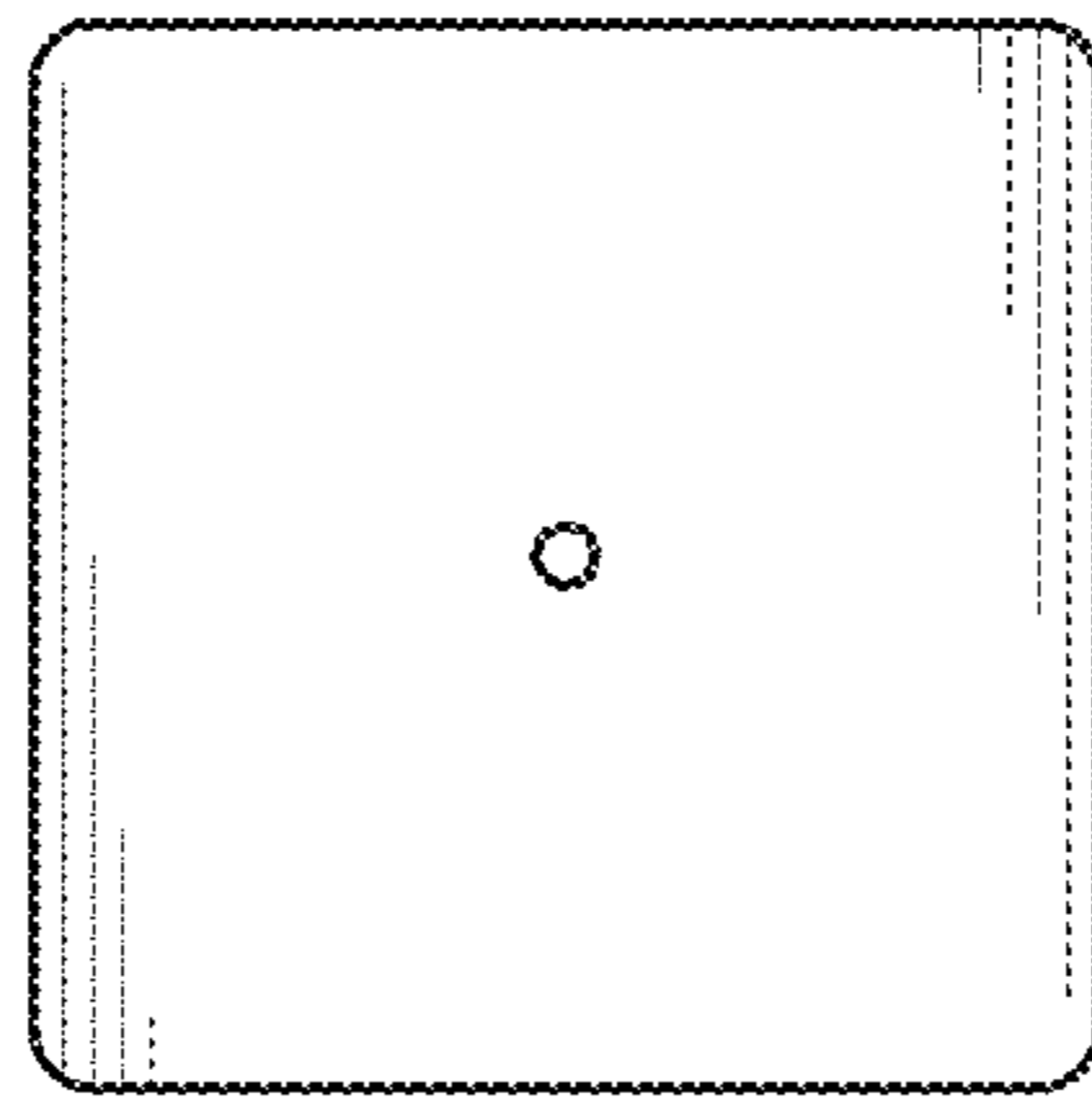


FIG. 6

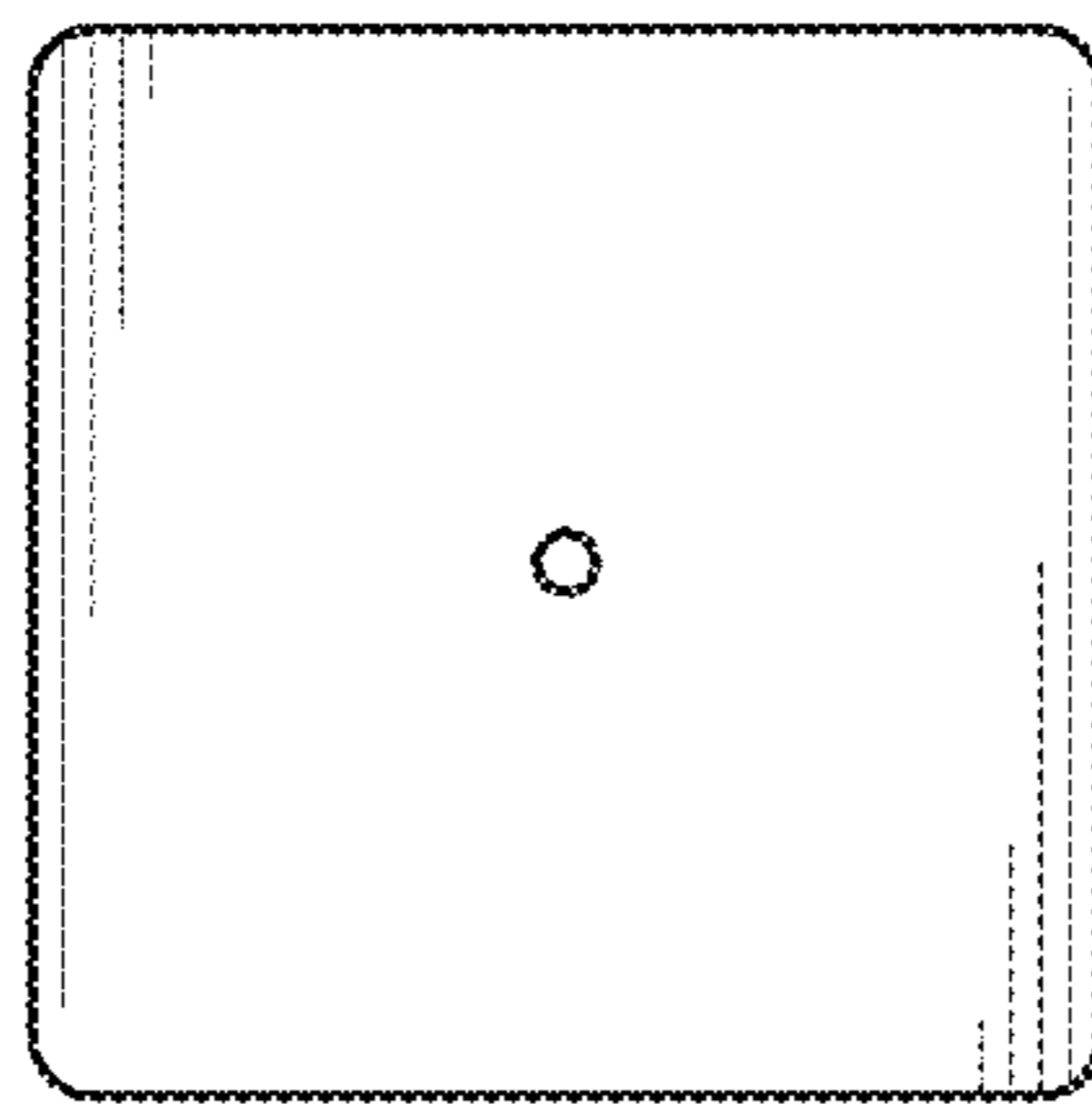


FIG. 7



FIG. 8

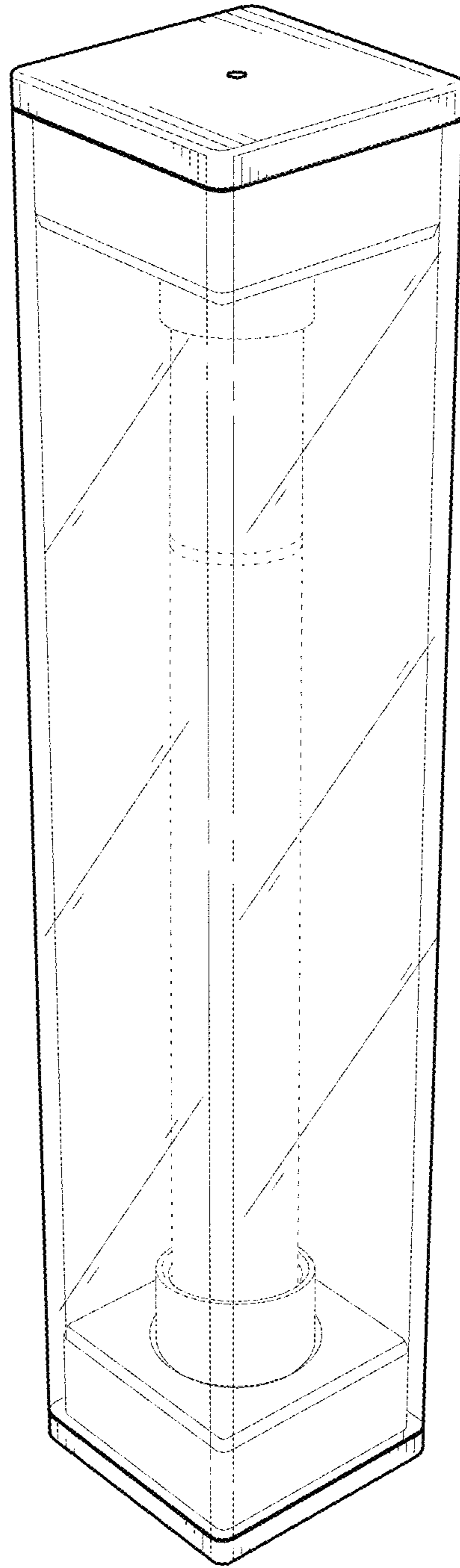


FIG. 9