



US00D704535S

(12) **United States Design Patent**
Burda

(10) **Patent No.:** **US D704,535 S**

(45) **Date of Patent:** **** May 13, 2014**

(54) **SPORTS ACCESSORY**

(71) Applicant: **Charles Burda**, Saginaw, MI (US)

(72) Inventor: **Charles Burda**, Saginaw, MI (US)

(**) Term: **14 Years**

(21) Appl. No.: **29/451,800**

(22) Filed: **Apr. 9, 2013**

(51) **LOC (10) Cl.** **08-05**

(52) **U.S. Cl.**

USPC **D8/356**

(58) **Field of Classification Search**

USPC D8/356, 396, 367, 354, 349, 373;
136/246; D6/323; 248/301-304, 339,
248/205.3; D16/250

See application file for complete search history.

(56) **References Cited**

U.S. PATENT DOCUMENTS

D327,246 S *	6/1992	Beckerer, Jr.	D12/317
D364,084 S *	11/1995	Yaich	D8/356
D378,987 S *	4/1997	Ross	D8/356
5,772,152 A *	6/1998	Maldonado	242/597
D416,778 S *	11/1999	Pitcher et al.	D8/330
6,431,500 B1 *	8/2002	Jacobs et al.	248/51

D465,988 S *	11/2002	Green	D8/349
6,895,634 B2 *	5/2005	Tisbo	16/2.1
D563,206 S *	3/2008	Bakker et al.	D8/356
D573,874 S *	7/2008	Thoma et al.	D8/356
D588,442 S *	3/2009	Chong et al.	D8/356
D618,985 S *	7/2010	Sjoqvist	D8/356
D625,985 S *	10/2010	Mori et al.	D8/356
D626,231 S *	10/2010	Perchik	D24/145
D665,386 S *	8/2012	Fathollahi	D14/250
D693,774 S *	11/2013	Scime	D13/155
2008/0121763 A1 *	5/2008	Mori et al.	248/68.1

* cited by examiner

Primary Examiner — Cynthia Underwood

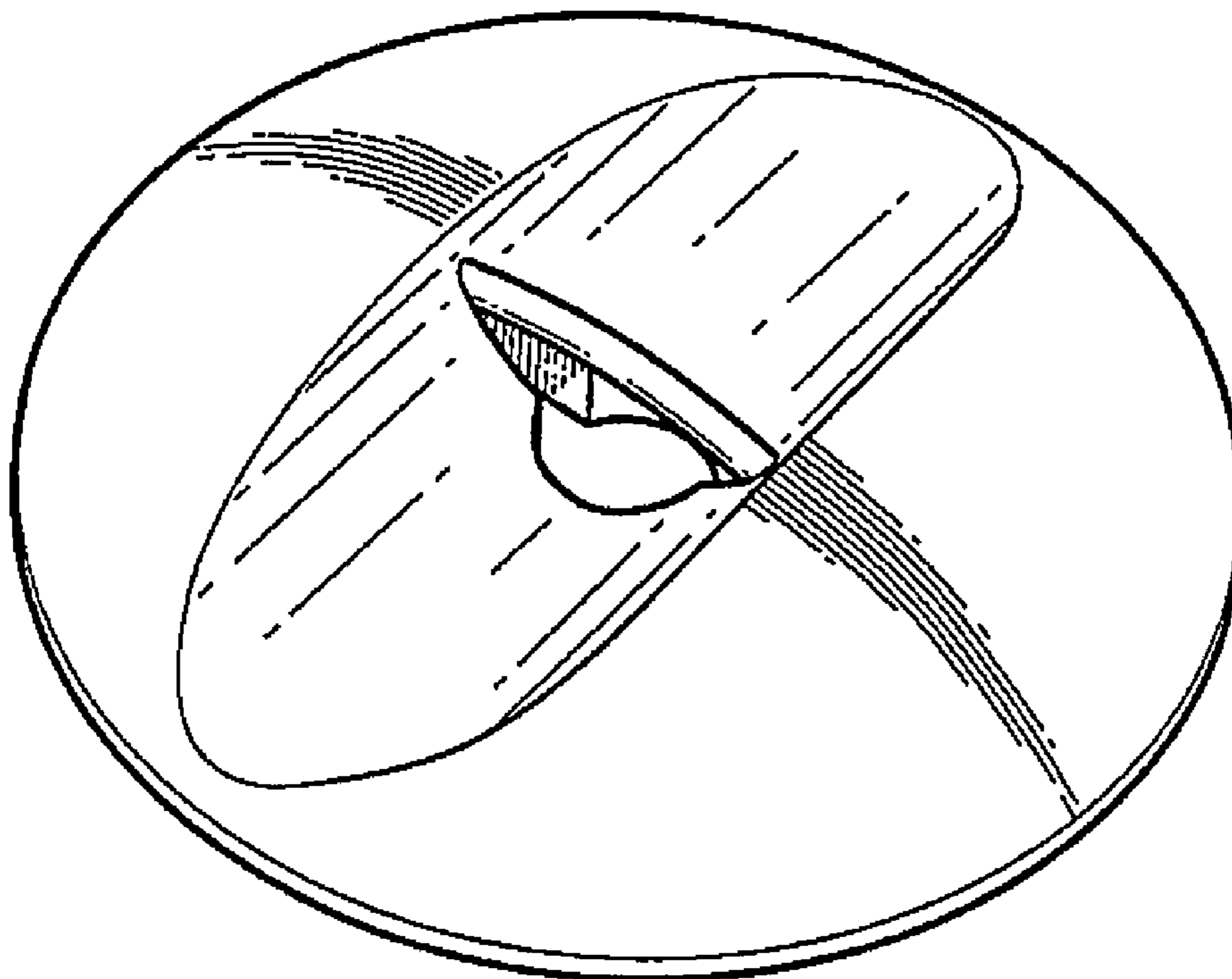
(57) **CLAIM**

The ornamental design for a sports accessory, as shown and described.

DESCRIPTION

FIG. 1 is a top perspective of the sports accessory;
FIG. 2 is a top view of the sports accessory;
FIG. 3 is a side view of the sports accessory;
FIG. 4 is a side view showing the item rotated 90° from the drawing shown in FIG. 3;
FIG. 5 is a cross-sectional view taken through line 5-5 of FIG. 2; and,
FIG. 6 is a bottom view of my new design sports accessory.

1 Claim, 2 Drawing Sheets



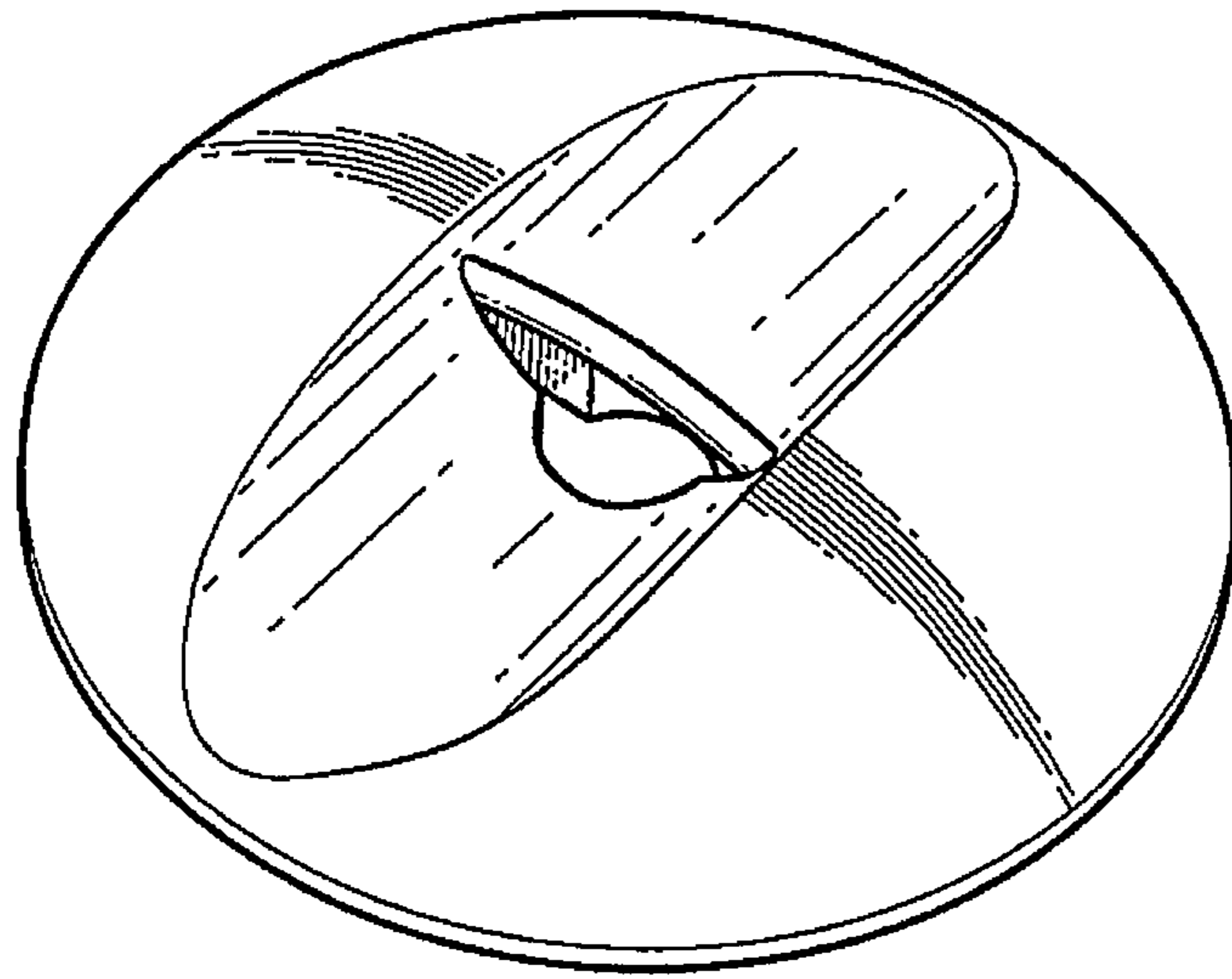


FIG. 1

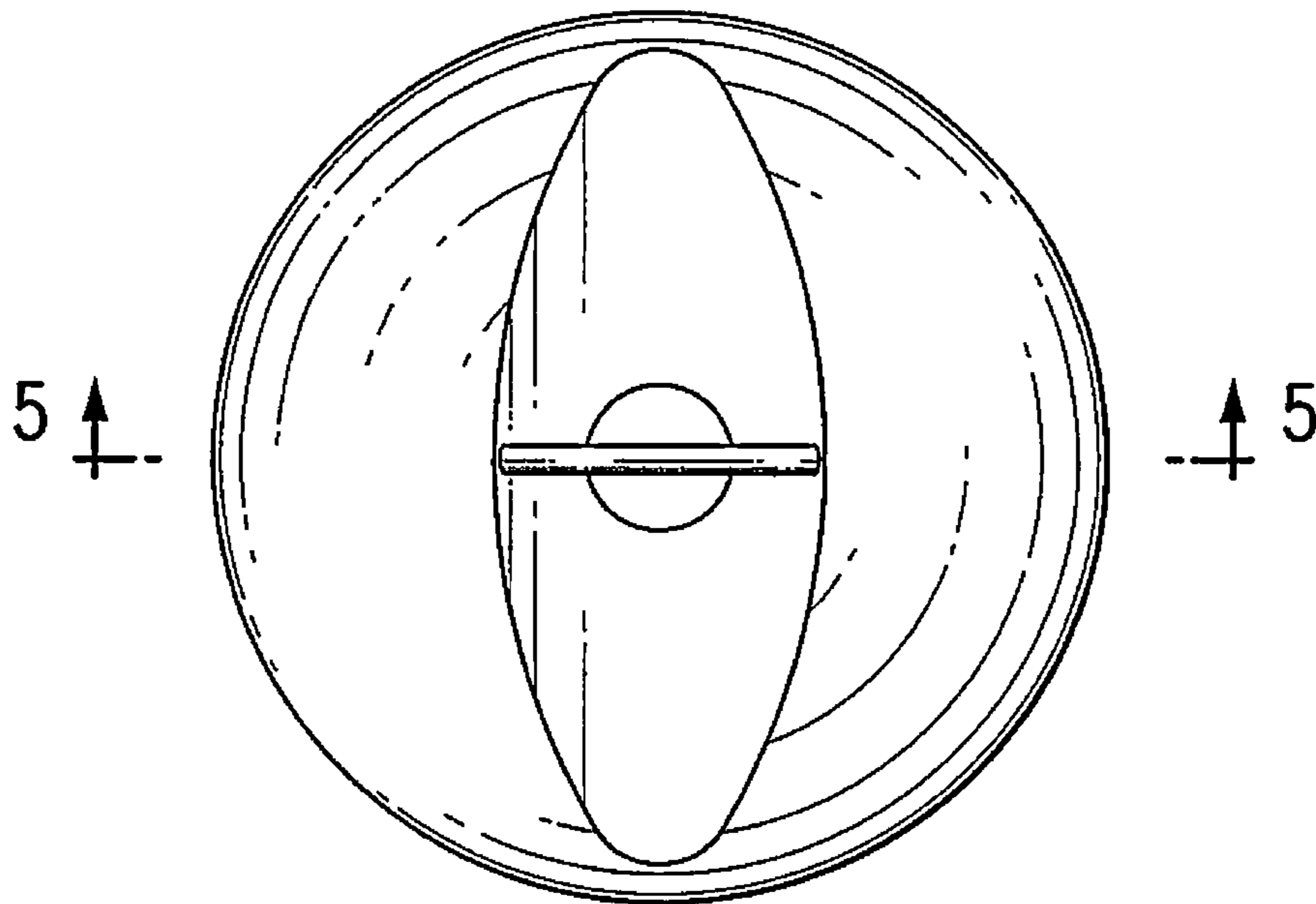


FIG. 2

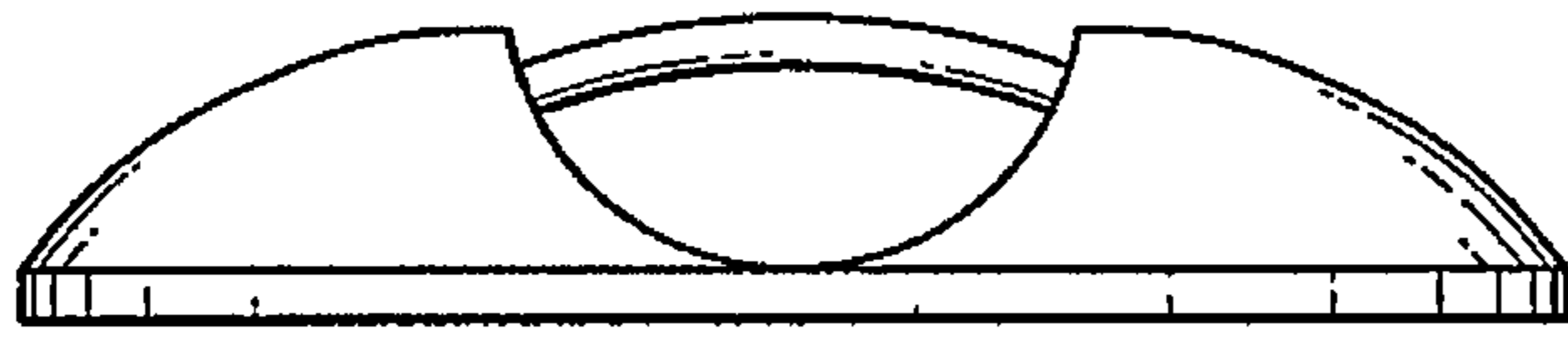


FIG. 3




FIG. 4

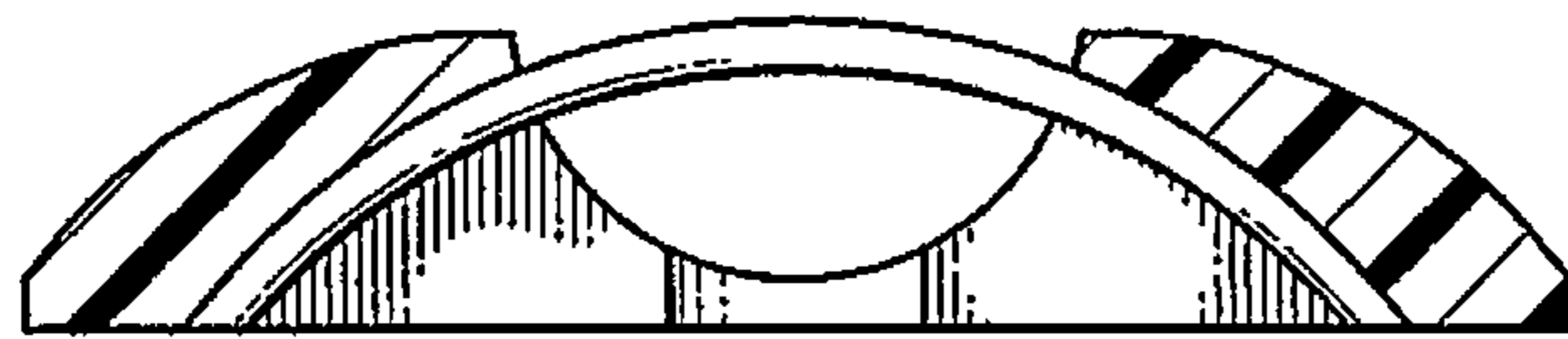


FIG. 5

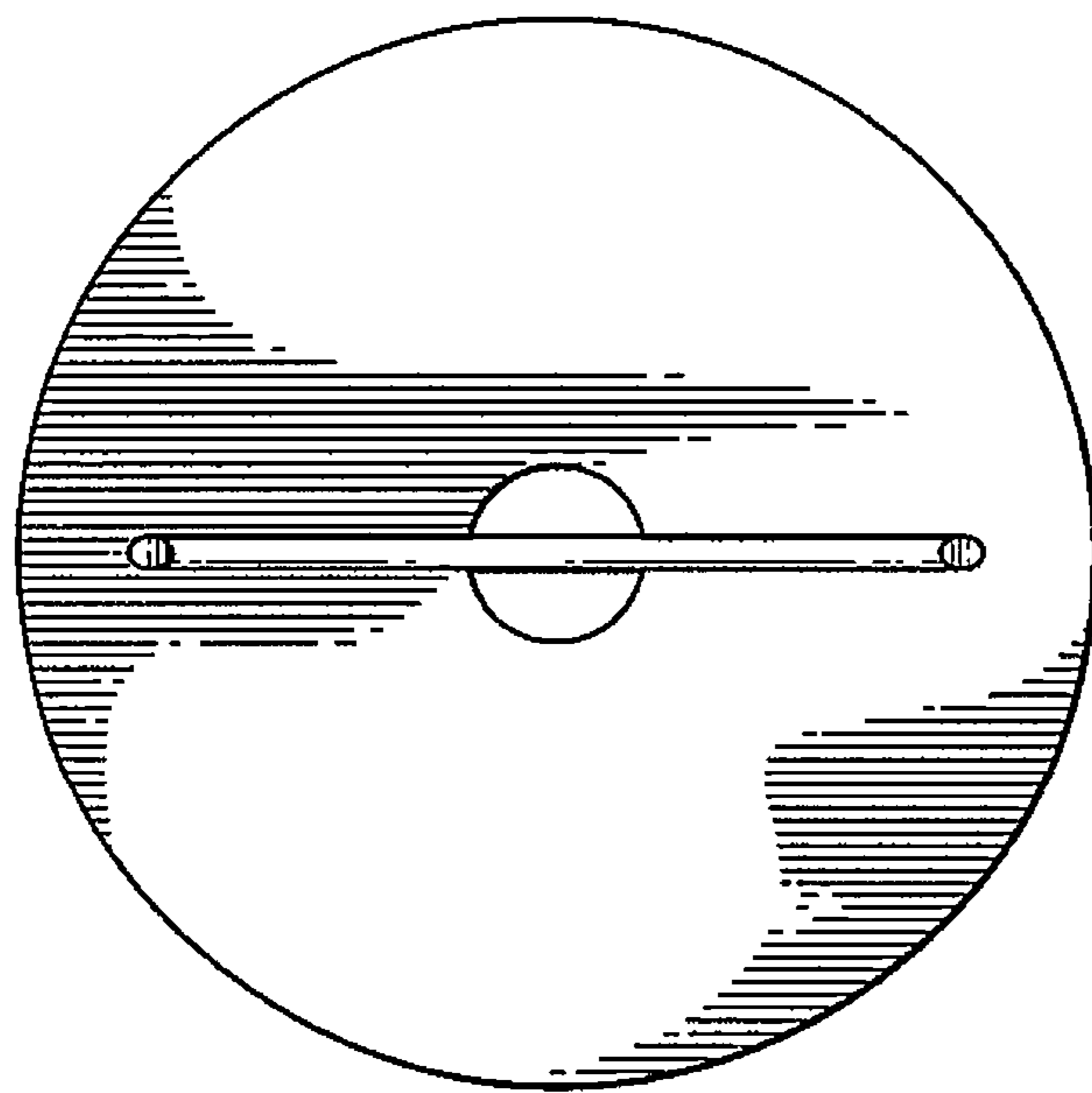


FIG. 6