



US00D704530S

(12) **United States Design Patent**
Le

(10) **Patent No.:** **US D704,530 S**

(45) **Date of Patent:** **** May 13, 2014**

(54) **LATCH PAN**

(71) Applicant: **S.P.E.P. Acquisition Corp.**, Long Beach, CA (US)

(72) Inventor: **Tam Le**, Santa Ana, CA (US)

(73) Assignee: **S.P.E.P.**, Long Beach, CA (US)

(**) Term: **14 Years**

(21) Appl. No.: **29/456,844**

(22) Filed: **Jun. 4, 2013**

(51) **LOC (10) Cl.** **08-07**

(52) **U.S. Cl.**
USPC **D8/331**

(58) **Field of Classification Search**

USPC D8/330, 331, 343, 321, DIG. 10; 70/77, 70/91, 136, 141, 174, 208, 471, 237, 70/DIG. 80, 175, 263, 264; 292/336.3, 292/322, 359, 348, 337, 195, 198, 207, 292/DIG. 26, DIG. 31, 237

See application file for complete search history.

(56) **References Cited**

U.S. PATENT DOCUMENTS

5,042,853 A * 8/1991 Gleason et al. 292/126
D383,664 S * 9/1997 Bennett D8/331

D394,373 S * 5/1998 Weinerman et al. D8/306
5,983,682 A * 11/1999 Parikh 70/208
6,145,352 A * 11/2000 Vickers et al. 70/208
D628,041 S * 11/2010 Tieu et al. D8/302
D642,043 S * 7/2011 Le D8/331
D654,779 S * 2/2012 Matre D8/356
D655,596 S * 3/2012 Le et al. D8/331
D656,383 S * 3/2012 Matre D8/331

* cited by examiner

Primary Examiner — Prabhakar Deshmukh

(74) *Attorney, Agent, or Firm* — Daniel R. Kimbell; Karish & Bjorgum, PC

(57) **CLAIM**

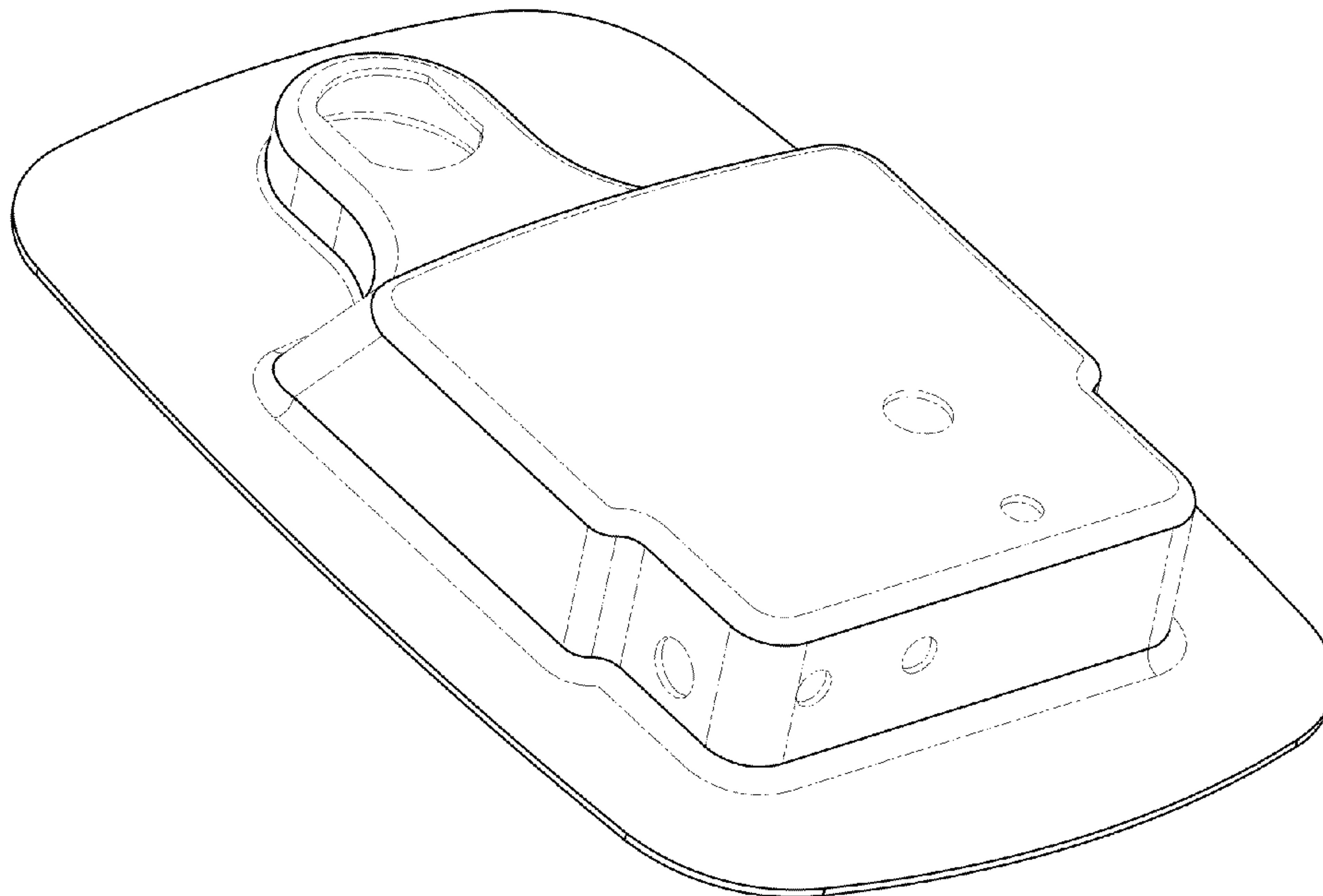
The ornamental design for a latch pan, as shown and described.

DESCRIPTION

FIG. 1 is a top plan view of latch pan showing our new design; FIG. 2 is a rear perspective view thereof; FIG. 3 is a left side elevation thereof; FIG. 4 is a right side elevation thereof; FIG. 5 is a front elevation thereof; and, FIG. 6 is a rear elevation thereof.

The broken lines indicate unclaimed portions of the design and form no part of the claimed design.

1 Claim, 4 Drawing Sheets



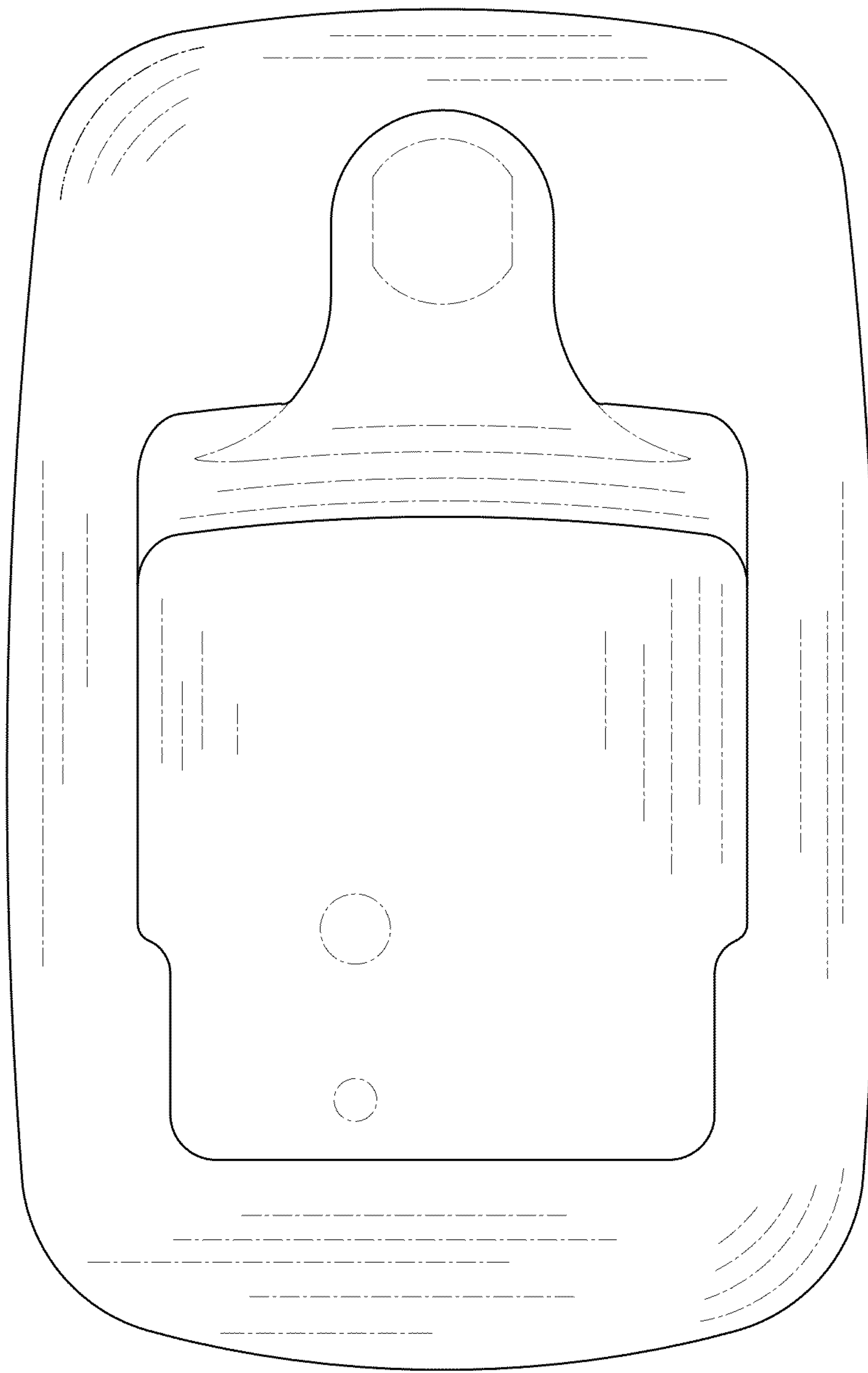


FIG. 1

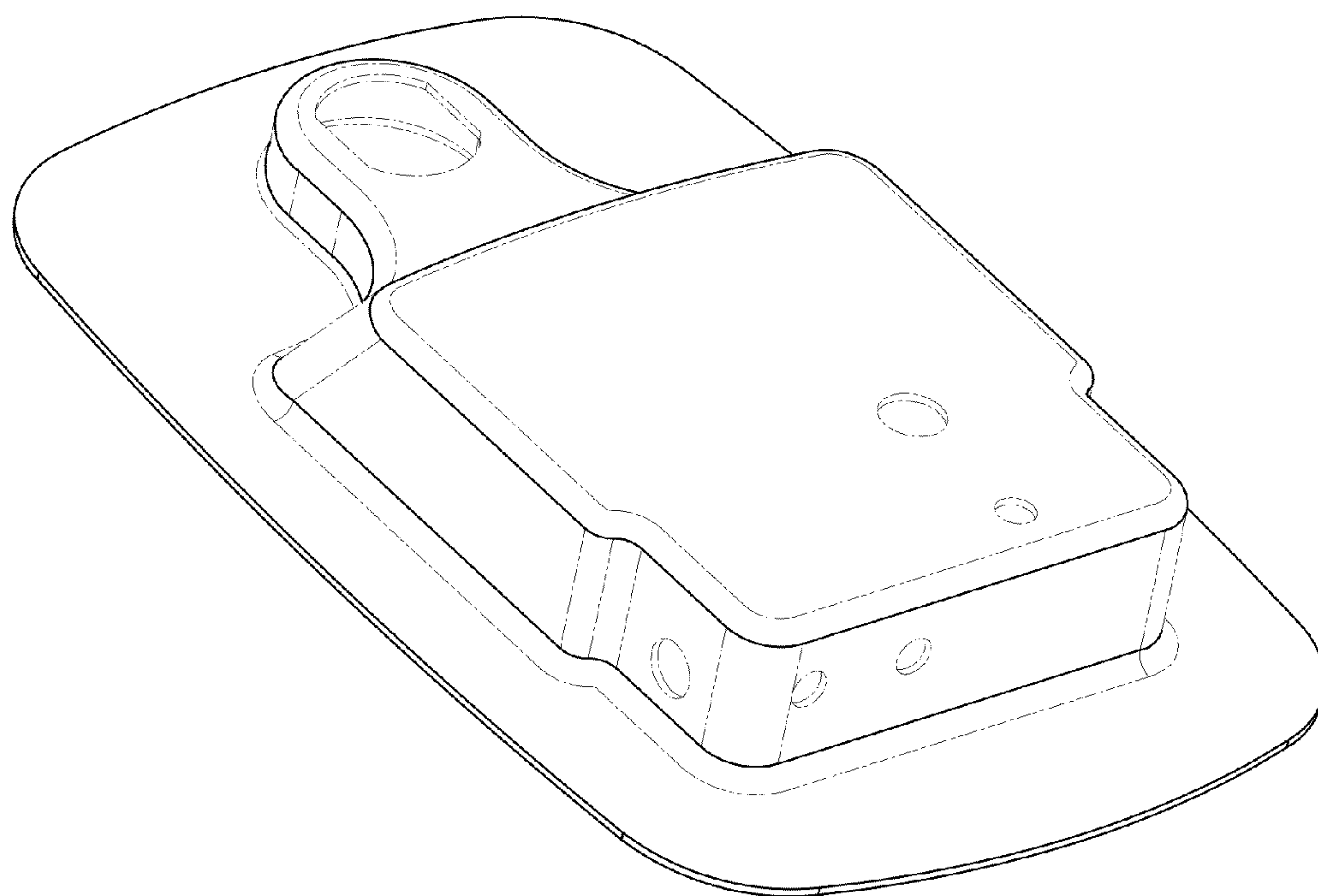


FIG. 2

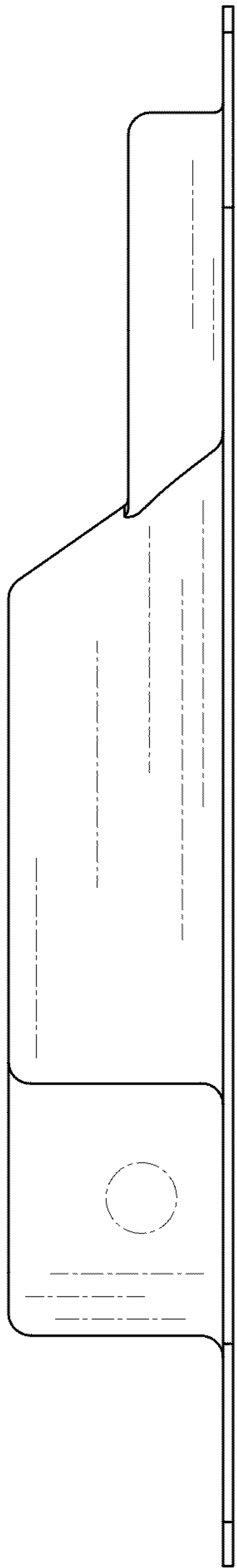


FIG. 3




FIG. 4

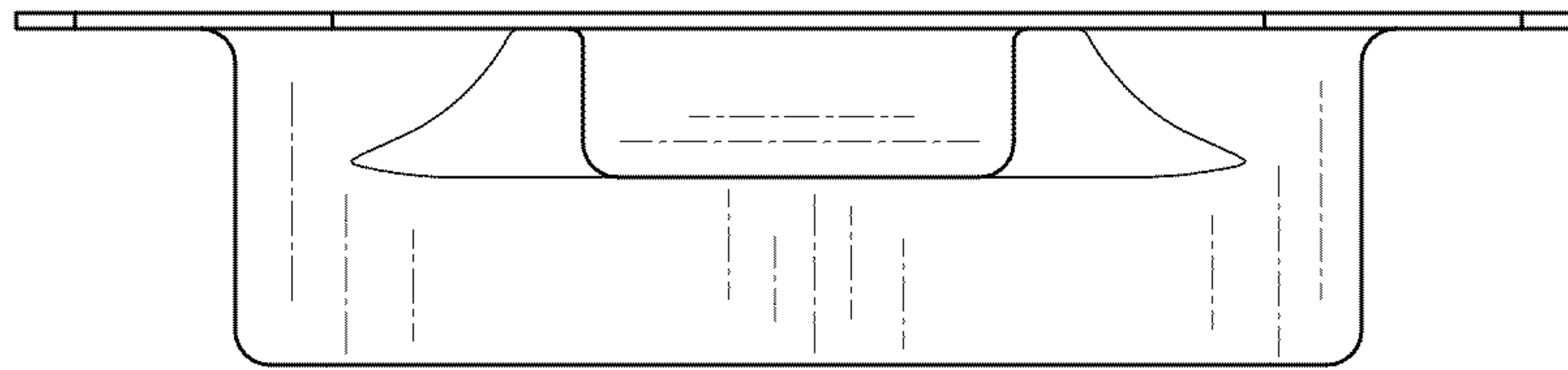


FIG. 5

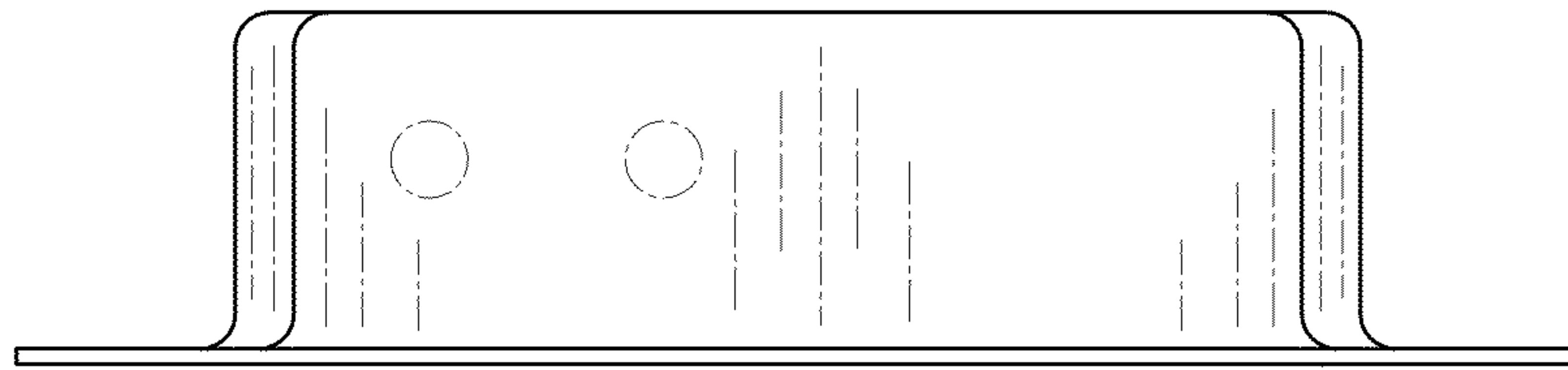


FIG. 6