



US00D704521S

(12) **United States Design Patent**
Su

(10) **Patent No.:** **US D704,521 S**
(45) **Date of Patent:** **** May 13, 2014**

(54) **TOOL HANDLE**

(76) Inventor: **Cheng-Wei Su**, Taichung (TW)

(**) Term: **14 Years**

(21) Appl. No.: **29/402,421**

(22) Filed: **Sep. 23, 2011**

(51) **LOC (10) Cl.** **08-03**

(52) **U.S. Cl.**
USPC **D8/25; D8/107**

(58) **Field of Classification Search**
USPC D8/107, 14, 21, 24, 25, 40, 45, 80, 83,
D8/94, 102, 300; D4/138, 131-135;
D7/387, 393-395, 693, 695; D15/17,
D15/18; D30/159; 30/167, 169; 16/110.1,
16/111.1, 406, 422, 430, 431, 902; 81/58,
81/177.1, 181, 466, 487, 489; D32/51;
D24/133, 127

See application file for complete search history.

(56) **References Cited**

U.S. PATENT DOCUMENTS

5,619,890 A * 4/1997 Hattori et al. 81/59.1
D422,192 S * 4/2000 Cleveland D8/107
6,216,567 B1 * 4/2001 Hu 81/177.9

6,431,031 B1 * 8/2002 Hu 81/63.2
D494,824 S * 8/2004 Hernandez D8/47
6,915,723 B2 * 7/2005 Hsieh 81/60
D527,242 S * 8/2006 Hsieh D8/107
D530,587 S * 10/2006 Saunders D8/107
7,954,402 B2 * 6/2011 Crawford 81/63

* cited by examiner

Primary Examiner — Randall Gholson

(74) *Attorney, Agent, or Firm* — Alan Kamrath; Kamrath IP Lawfirm, P.A.

(57) **CLAIM**

The ornamental design for a tool handle, as shown.

DESCRIPTION

FIG. 1 is a perspective view of a tool handle, showing my new design;

FIG. 2 is a front view thereof;

FIG. 3 is a rear view thereof;

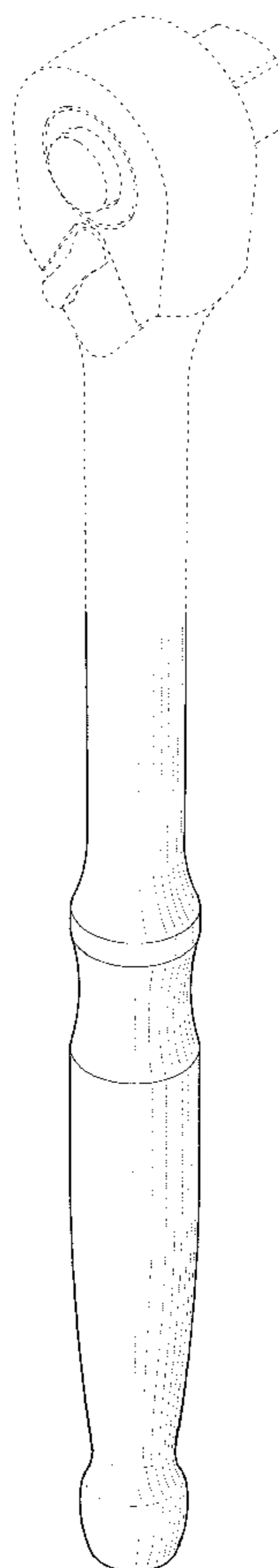
FIG. 4 is a left view thereof;

FIG. 5 is a right view thereof; and,

FIG. 6 is a bottom view thereof.

The broken lines are directed to the environmental structure defining the boundary of the claimed portions of the tool handle and form no part of the claimed design.

1 Claim, 4 Drawing Sheets



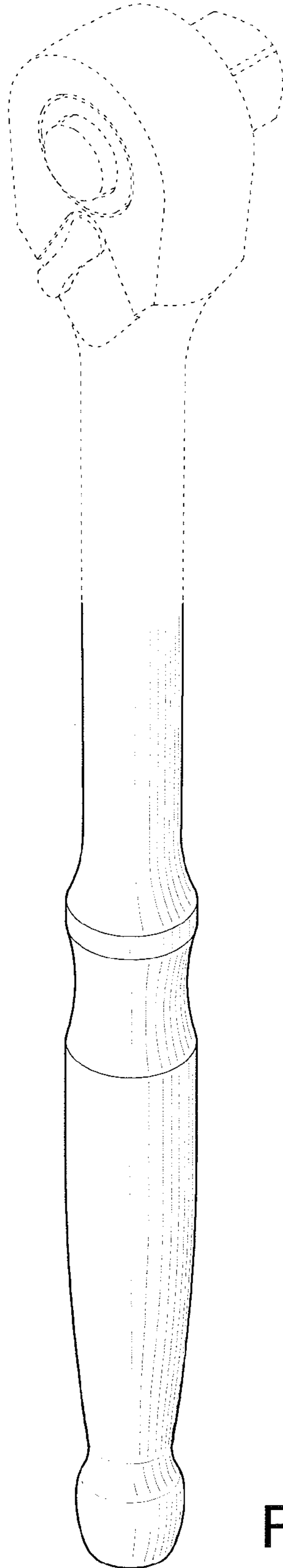


FIG.1

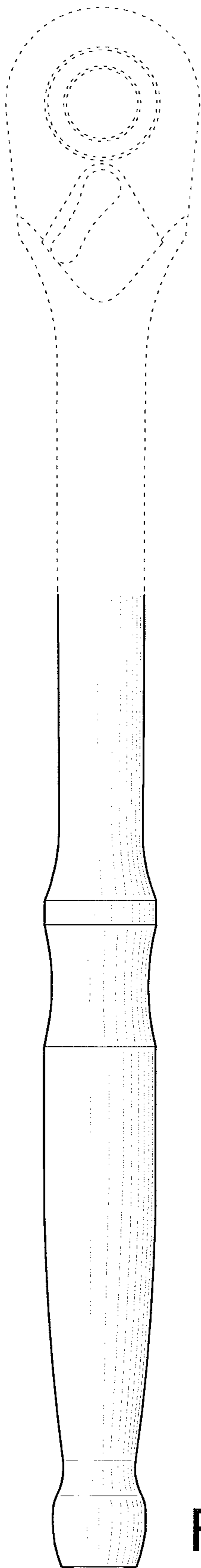


FIG. 2

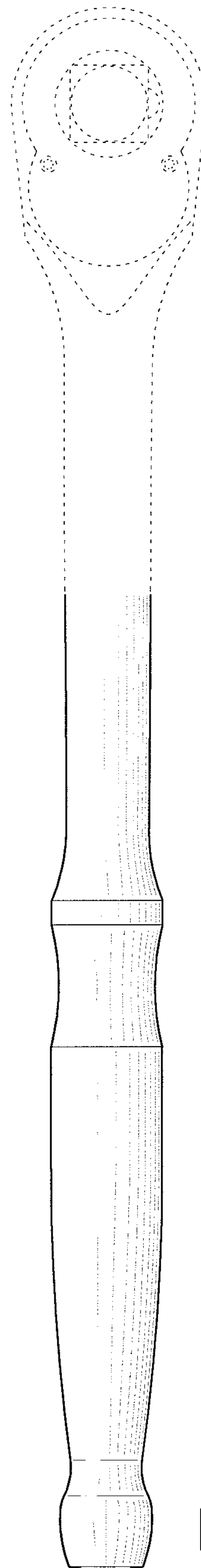


FIG. 3

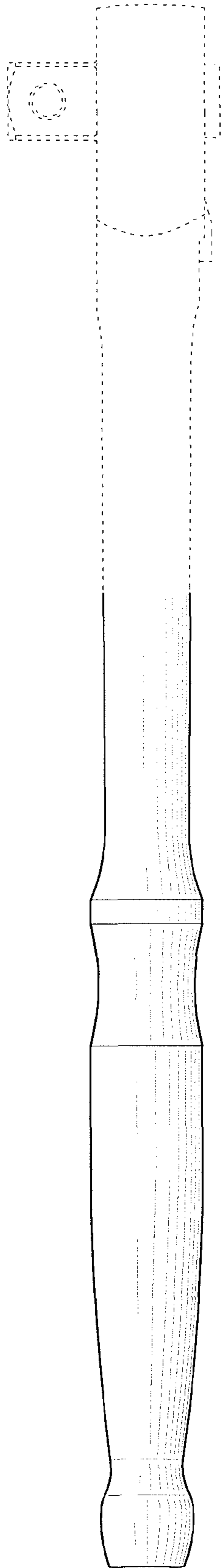


FIG. 4

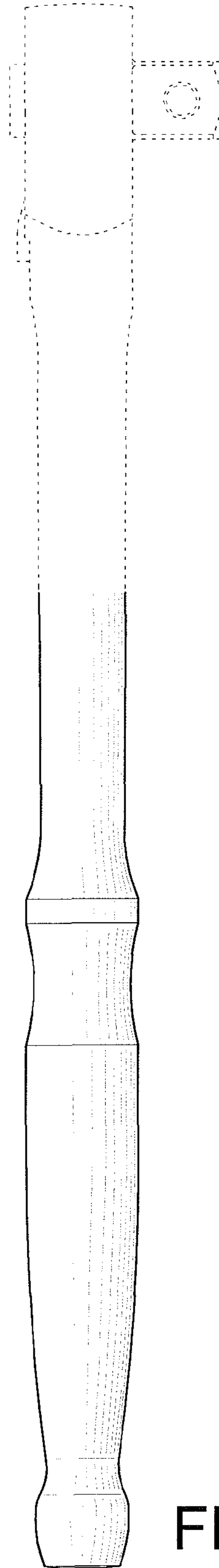


FIG. 5

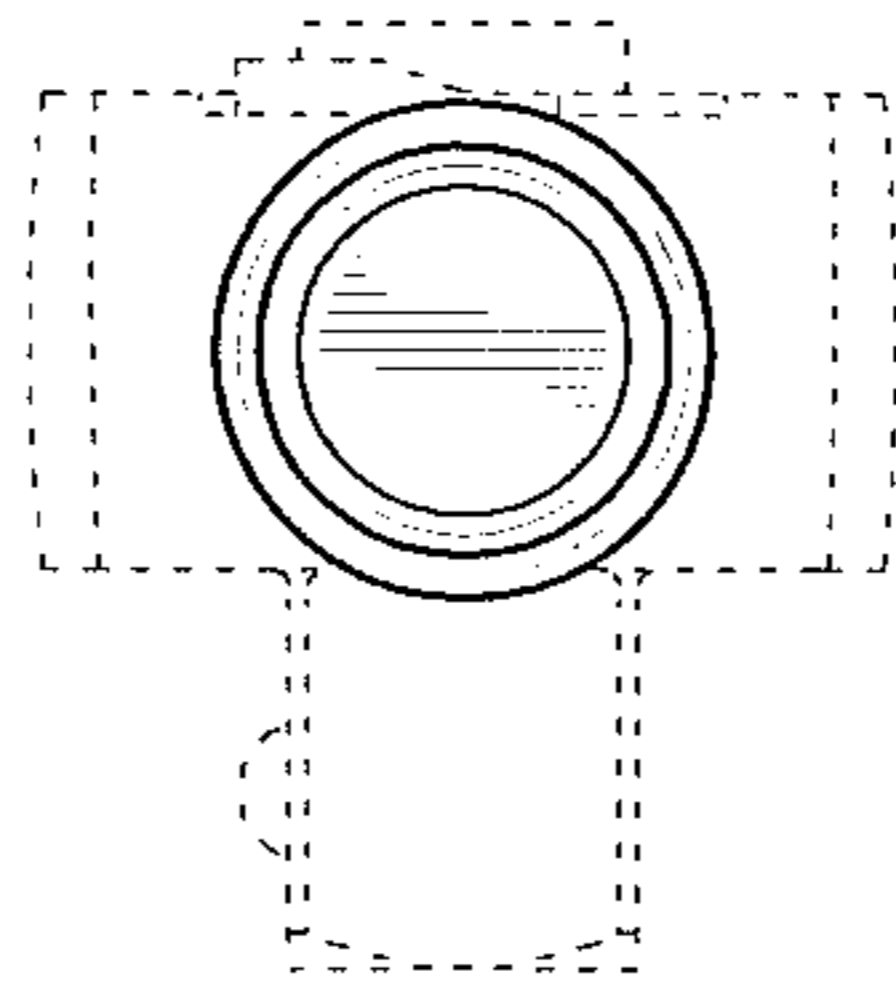


FIG.6