



US00D704518S

(12) **United States Design Patent**
Genatossio et al.

(10) **Patent No.:** **US D704,518 S**

(45) **Date of Patent:** **** May 13, 2014**

(54) **PASTA FORK**

(71) Applicant: **Le Creuset SAS**, Fresnoy-le-Grand (FR)

(72) Inventors: **Louis F. Genatossio**, Charleston, SC (US); **Kimberly A. Rada**, Charleston, SC (US)

(73) Assignee: **Le Creuset SAS**, Fresnoy-le-Grand (FR)

(**) Term: **14 Years**

(21) Appl. No.: **29/453,428**

(22) Filed: **Apr. 29, 2013**

(51) **LOC (10) Cl.** **07-02**

(52) **U.S. Cl.**
USPC **D7/688**

(58) **Field of Classification Search**
USPC D7/688, 368, 669, 653-664;
30/322-324; 294/49, 55.5, 26; 7/110,
7/109, 113
See application file for complete search history.

(56) **References Cited**

U.S. PATENT DOCUMENTS

2,810,957 A * 10/1957 Nelson 30/324
D284,342 S * 6/1986 Campbell D10/46.2

D402,167 S * 12/1998 Durbin D7/692
D496,565 S * 9/2004 Stewart et al. D7/691
D508,830 S * 8/2005 Moore D7/692
D598,720 S * 8/2009 Wu D7/692
D606,806 S 12/2009 Campbell et al.

* cited by examiner

Primary Examiner — Terry Wallace

(74) *Attorney, Agent, or Firm* — Gary L. Bush; Andrews Kurth LLP

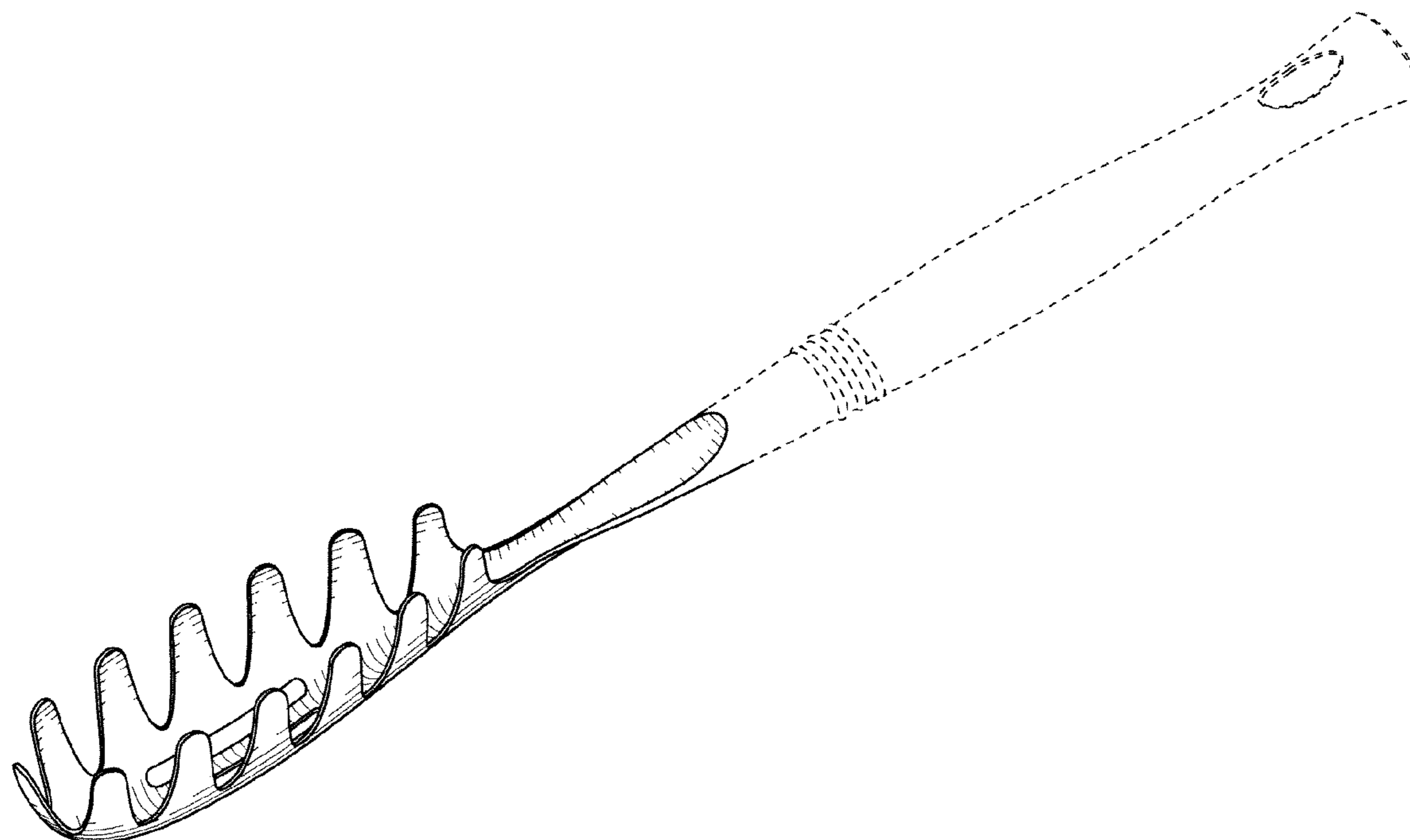
(57) **CLAIM**

The ornamental design for a pasta fork, as shown and described.

DESCRIPTION

FIG. 1 is a perspective view of a pasta fork showing our new design; the broken lines are for illustrative purposes only and form no part of the claimed design;
FIG. 2 is a front end view of the pasta fork of FIG. 1;
FIG. 3 is a rear end view of the pasta fork of FIG. 1;
FIG. 4 is a top plan view of the pasta fork of FIG. 1;
FIG. 5 is a bottom plan view of the pasta fork of FIG. 1;
FIG. 6 is a left side, elevation view of the pasta fork of FIG. 1;
and,
FIG. 7 is a right side, elevation view of the pasta fork of FIG. 1.

1 Claim, 3 Drawing Sheets



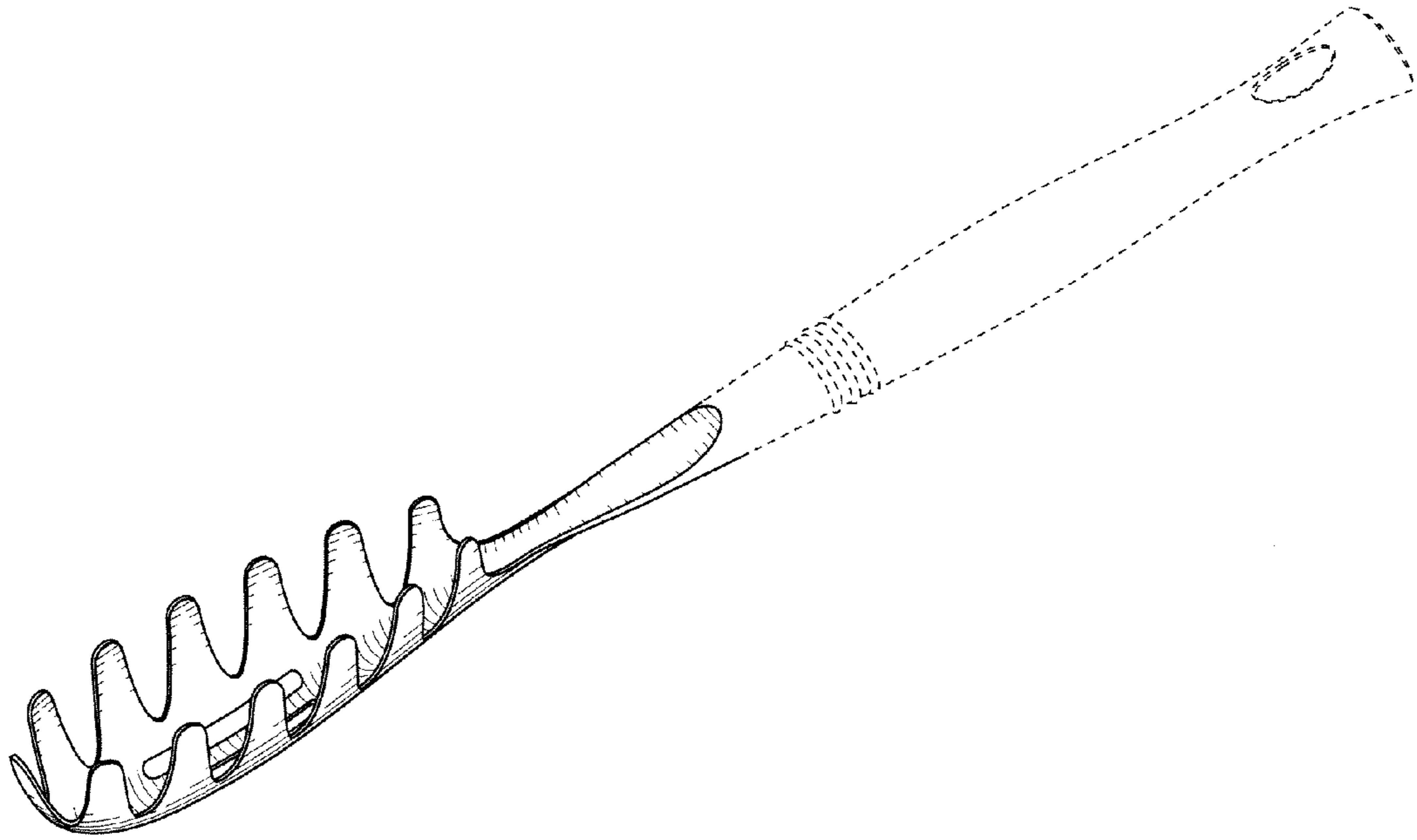


FIG. 1

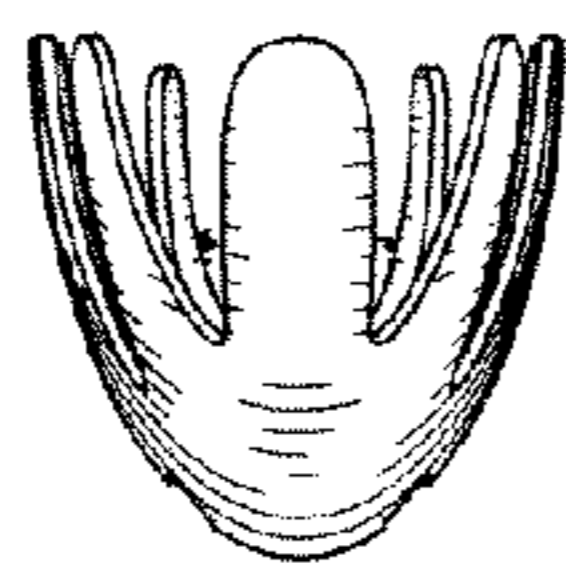


FIG. 2

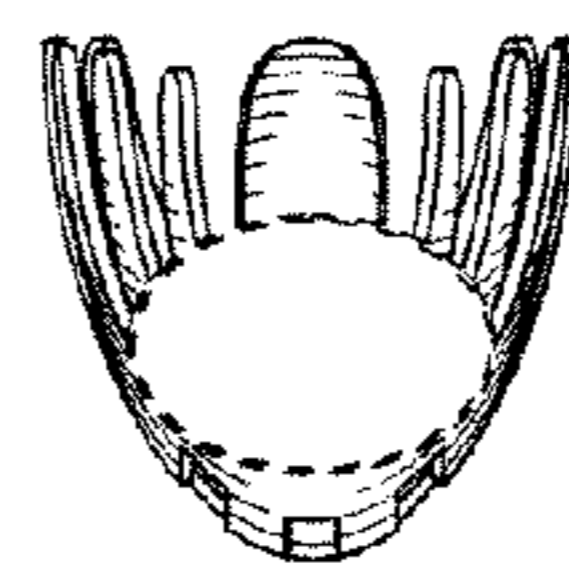


FIG. 3

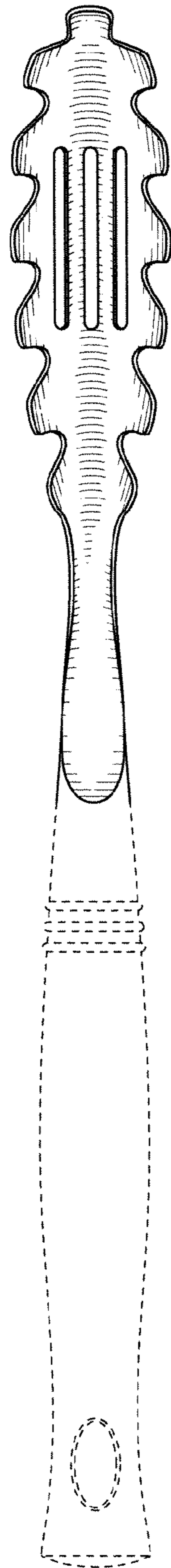


FIG. 4

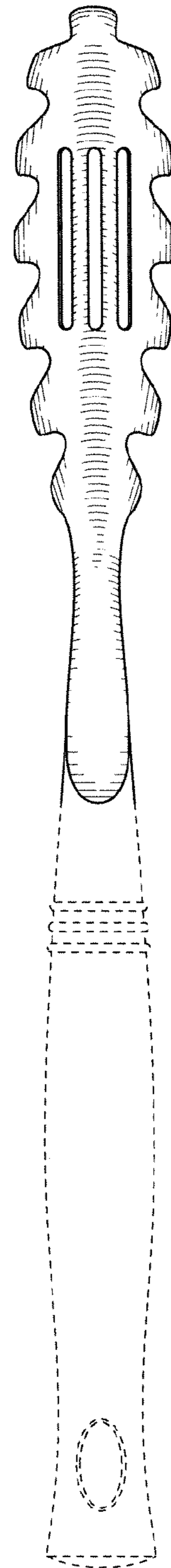


FIG. 5

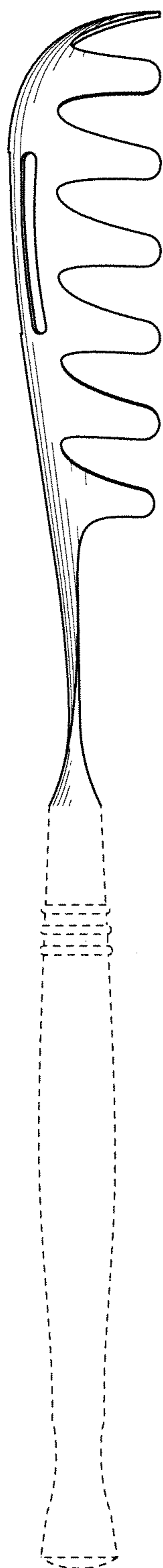


FIG. 6

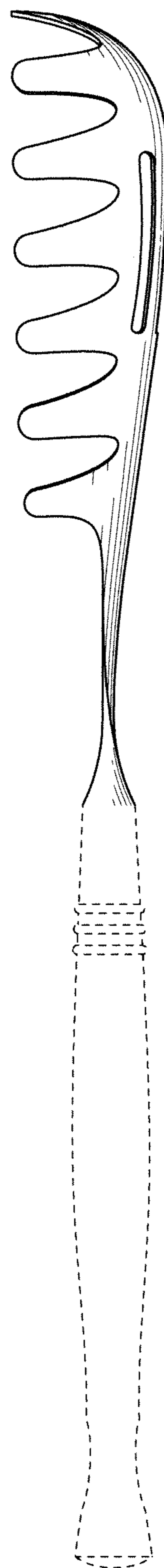


FIG. 7