



US00D704489S

(12) **United States Design Patent**
Menne, III

(10) **Patent No.:** **US D704,489 S**

(45) **Date of Patent:** **** May 13, 2014**

(54) **ROTOMOLDED SEAT BASE**

(71) Applicant: **Premier Plastics, Inc.**, Hoyt Lakes, MN
(US)

(72) Inventor: **Robert J. Menne, III**, Virginia, MN
(US)

(73) Assignee: **Premier Plastics, Inc.**, Hoyt Lakes, MN
(US)

(**) Term: **14 Years**

(21) Appl. No.: **29/448,617**

(22) Filed: **Mar. 13, 2013**

(51) **LOC (10) Cl.** **06-01**

(52) **U.S. Cl.**
USPC **D6/716.1**

(58) **Field of Classification Search**
USPC D6/334-336, 356, 367, 368, 374, 375,
D6/716, 716.1, 716.2, 716.3, 716.4;
297/354.1, 452.21, 452.24, 452.25,
297/452.26, 452.29, 452.34, 452.35

See application file for complete search history.

(56) **References Cited**

U.S. PATENT DOCUMENTS

D317,534 S *	6/1991	Hansel	D6/356
D439,775 S *	4/2001	Sauvey et al.	D6/716.1
D453,078 S *	1/2002	Yamazaki et al.	D6/356
D504,579 S *	5/2005	Beermann et al.	D6/356
D506,084 S *	6/2005	Beermann et al.	D6/356
D534,005 S *	12/2006	Beermann	D6/356
D534,732 S *	1/2007	Chen	D6/356
D536,185 S *	2/2007	Ritzel	D6/356
D574,619 S *	8/2008	Maezono	D6/356
D656,751 S *	4/2012	Levorato et al.	D6/356

* cited by examiner

Primary Examiner — Mimoso De

(74) *Attorney, Agent, or Firm* — Westman, Champlin & Koehler, P.A.


(57) **CLAIM**

The ornamental design for a rotomolded seat base, as shown and described.

DESCRIPTION

FIG. 1 is a front elevational view showing my new design;
FIG. 2 is a rear elevational view thereof;
FIG. 3 is a top plan view thereof;
FIG. 4 is a bottom plan view thereof;
FIG. 5 is a right side elevational view thereof;
FIG. 6 is a left side elevational view thereof; and,
FIG. 7 is a perspective view thereof.

1 Claim, 7 Drawing Sheets






FIG. 1




FIG. 2




FIG. 3




FIG. 4

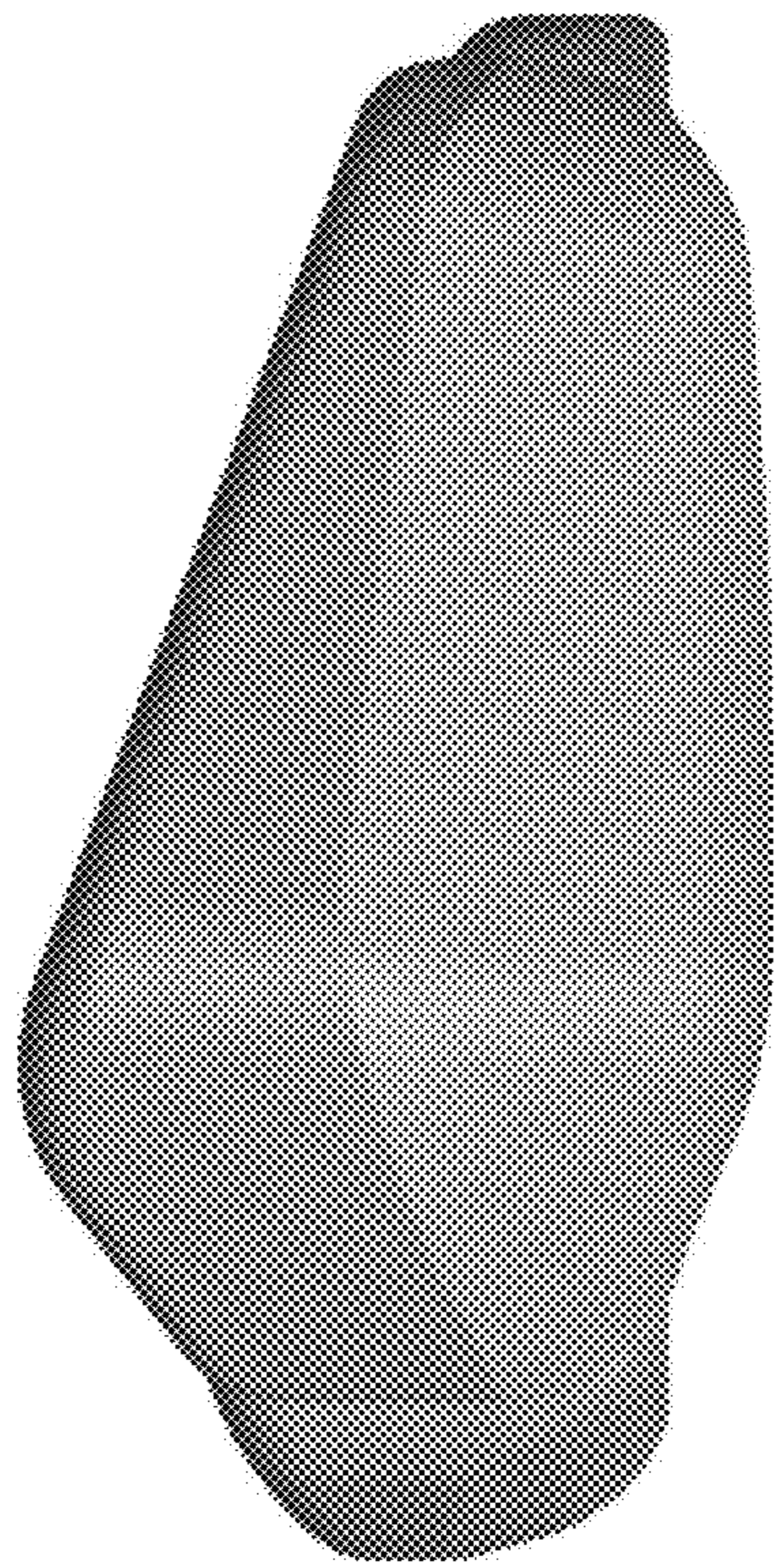


FIG. 5




FIG. 6




FIG. 7