



US00D704458S

(12) **United States Design Patent**
Berger

(10) **Patent No.:** **US D704,458 S**

(45) **Date of Patent:** **** May 13, 2014**

(54) **CLOTHES HANGER**

(71) Applicant: **Andy L Berger**, Woodridge, IL (US)

(72) Inventor: **Andy L Berger**, Woodridge, IL (US)

(**) Term: **14 Years**

(21) Appl. No.: **29/477,397**

(22) Filed: **Dec. 20, 2013**

(51) **LOC (10) Cl.** **06-08**

(52) **U.S. Cl.**
USPC **D6/315**

(58) **Field of Classification Search**

CPC A47G 25/14; A47G 25/18; A47G 25/36;
A47G 25/74; A47G 25/442; A47G 25/743;
Y10S 223/01; A47F 7/12; A47F 7/19
USPC D6/315-328, 672; 223/85-98; 211/10,
211/13.1, 85.2, 86.01, 87.01, 113
See application file for complete search history.

(56) **References Cited**

U.S. PATENT DOCUMENTS

2,634,031 A * 4/1953 Klein 223/88
D242,414 S * 11/1976 Salladay D6/315

D281,931 S * 12/1985 Arnold et al. D6/317
D353,943 S * 1/1995 Varin D6/317
D607,215 S * 1/2010 Mangano D6/315
D668,880 S * 10/2012 Lewis D6/318
D688,472 S * 8/2013 Cohen D6/319

* cited by examiner

Primary Examiner — Derrick Holland

Assistant Examiner — Lauren Calve

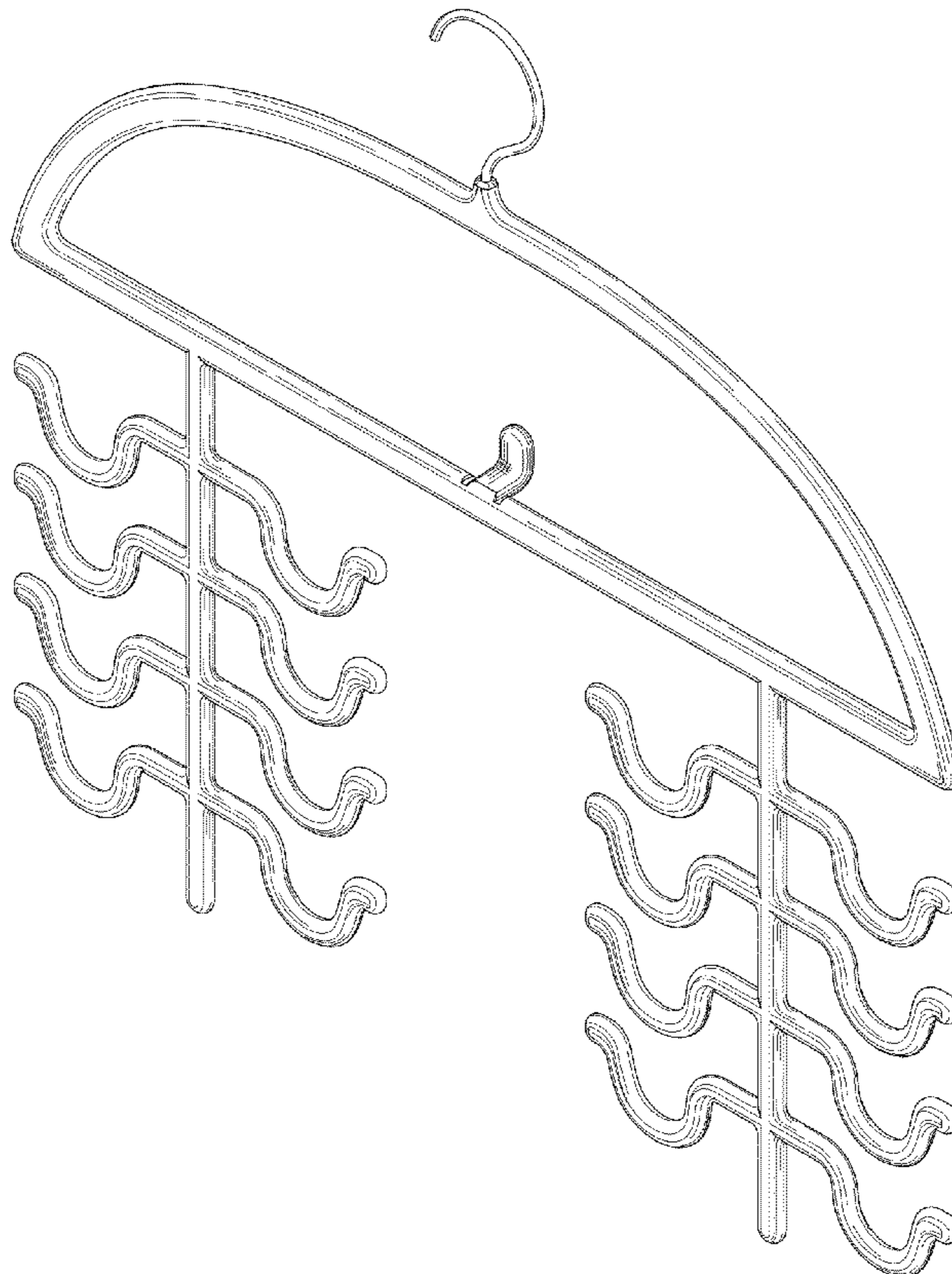
(57) **CLAIM**

The ornamental design for a clothes hanger, as shown and described.

DESCRIPTION

FIG. 1 is a perspective view of a clothes hanger;
FIG. 2 is a front elevational view thereof;
FIG. 3 is a rear elevational view thereof;
FIG. 4 is a right side elevational view thereof;
FIG. 5 is a left side elevational view thereof;
FIG. 6 is a top plan view thereof; and,
FIG. 7 is a bottom plan view thereof.

1 Claim, 7 Drawing Sheets



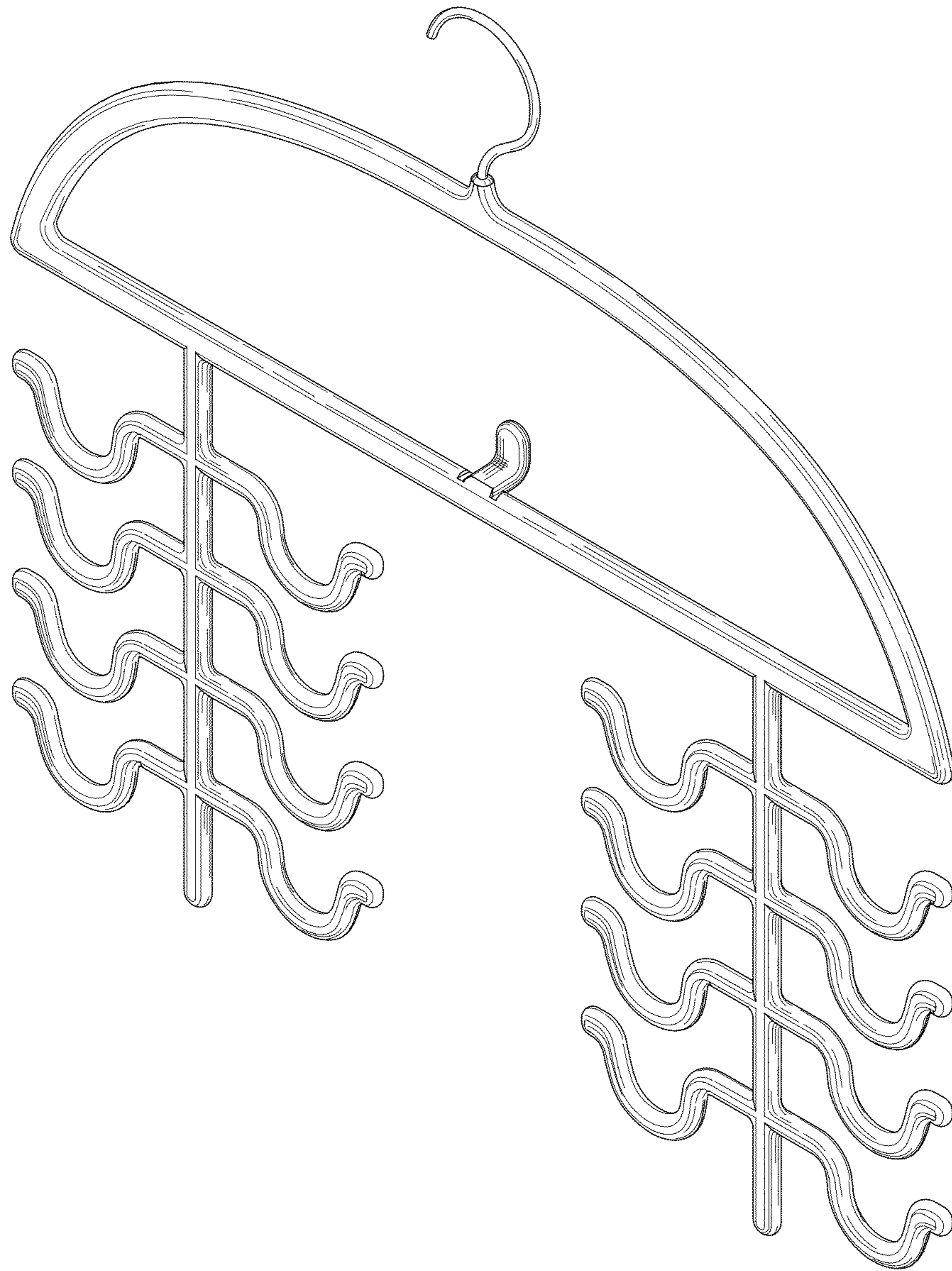


FIG. 1




FIG. 2

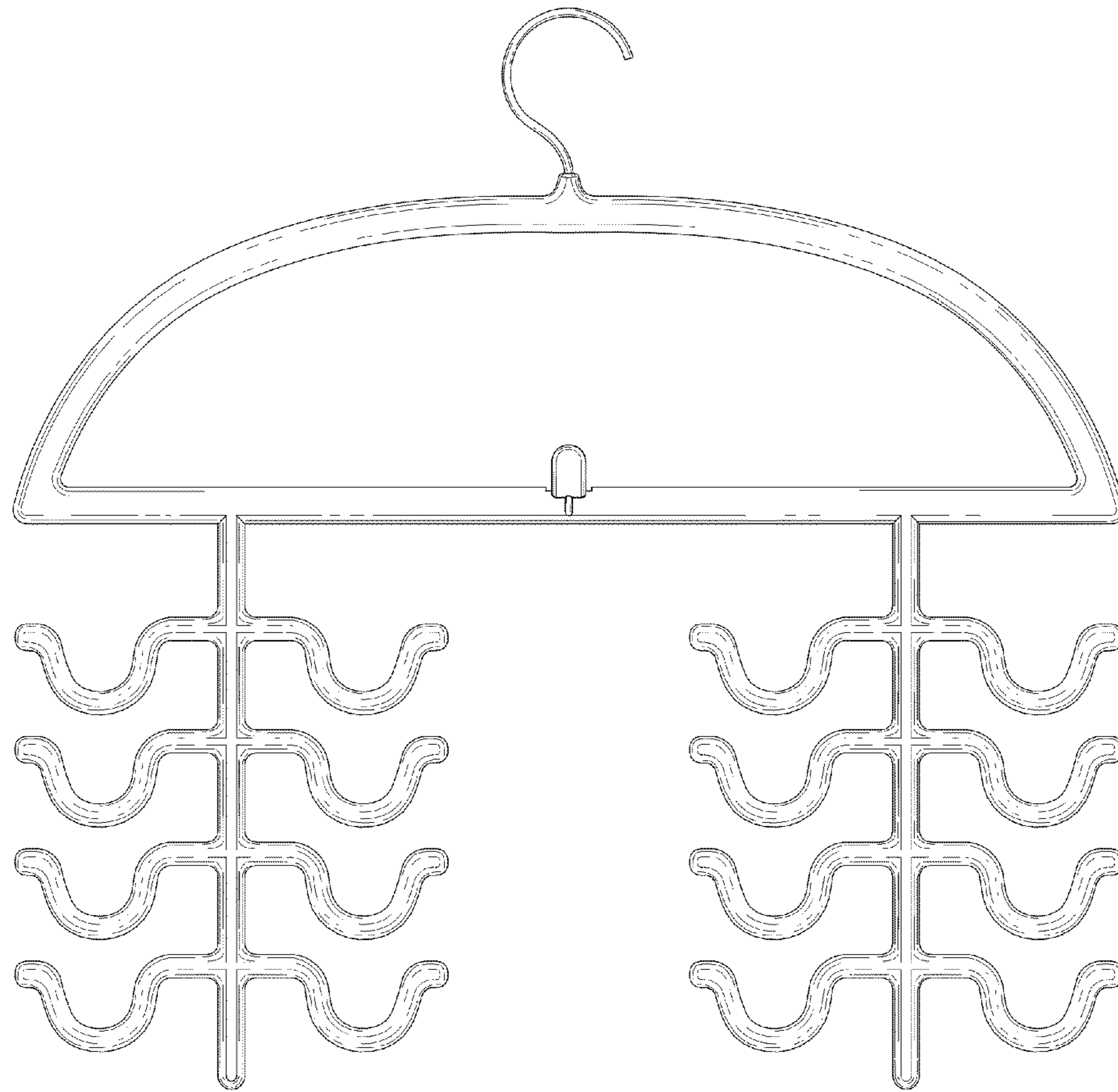


FIG. 3

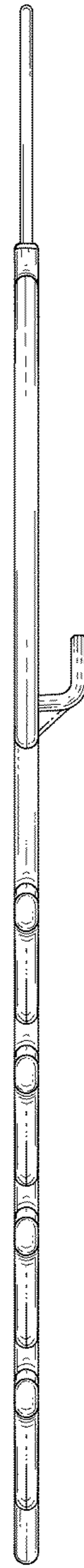


FIG. 4

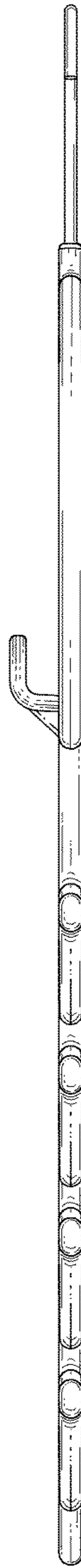


FIG. 5

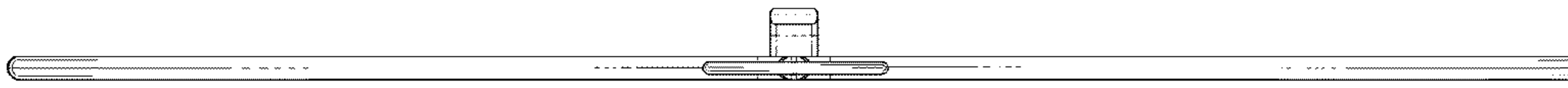


FIG. 6

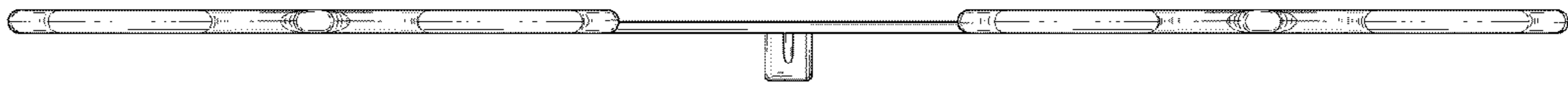


FIG. 7