



US00D704388S

(12) **United States Design Patent**
Fang

(10) **Patent No.:** **US D704,388 S**

(45) **Date of Patent:** **** May 6, 2014**

(54) **PET FOUNTAIN**

(75) **Inventor:** **Kaixiang Fang, Shenzhen (CN)**

(73) **Assignee:** **Shenzhen Xinggrisheng Industrial Co., Ltd., Shenzhen (CN)**

(**) **Term:** **14 Years**

(21) **Appl. No.:** **29/390,226**

(22) **Filed:** **Apr. 21, 2011**

(30) **Foreign Application Priority Data**

Oct. 25, 2010 (CN) 2010 3 0571535

(51) **LOC (10) CL.** **30-03**

(52) **U.S. Cl.**
USPC **D30/132**

(58) **Field of Classification Search**
USPC D30/123, 129, 132, 121; 119/69.5, 673, 119/57.8, 68, 74, 61.57, 78-81, 61.4, 57.9, 119/51.5, 61.5, 72; 47/66.6, 39, 67, 83; 239/27, 280, 200, 281, 280.5, 273, 16, 239/17, 20, 22; 4/644, 627, 638; D7/558; D11/144, 145, 153; D99/5, 24; 27/1; D23/201, 292; 248/127, 132, 137, 138, 248/158, 910; 215/10; D6/353, 352, 484, D6/360, 480, 488; 219/521; 329/442, 459
See application file for complete search history.

(56) **References Cited**

U.S. PATENT DOCUMENTS

D367,735 S * 3/1996 VanSkiver et al. D30/121
5,501,178 A * 3/1996 Kemp 119/74
D428,217 S * 7/2000 Rodack et al. D30/132

D456,569 S * 4/2002 Northrop D30/132
6,460,483 B1 * 10/2002 Northrop et al. 119/74
D472,350 S * 3/2003 Northrop et al. D30/121
6,622,657 B2 * 9/2003 Northrop et al. 119/74
D503,247 S * 3/2005 Ross D30/132
D629,974 S * 12/2010 Northrop D30/132
D637,770 S * 5/2011 Lipscomb et al. D30/132
7,958,844 B1 * 6/2011 Northrop 119/74
D642,745 S * 8/2011 Veness et al. D30/132
D642,746 S * 8/2011 Weber D30/132
D659,914 S * 5/2012 Lipscomb D30/132
8,171,885 B1 * 5/2012 Northrop et al. 119/74
D665,134 S * 8/2012 Lipscomb et al. D30/132
2002/0189548 A1 * 12/2002 Northrop et al. 119/74
2006/0236948 A1 * 10/2006 Wechsler 119/77
2011/0259273 A1 * 10/2011 Lipscomb et al. 119/74
2012/0017839 A1 * 1/2012 Veness et al. 119/74

* cited by examiner

Primary Examiner — Susan M Lee

(57) **CLAIM**

I claim the ornamental design for a pet fountain, as shown and described.

DESCRIPTION

FIG. 1 is a perspective view of a pet fountain showing my new design;
FIG. 2 is another perspective view;
FIG. 3 is a front elevation view thereof;
FIG. 4 is a rear elevation view thereof;
FIG. 5 is a left side elevation view thereof;
FIG. 6 is a right side elevation view thereof; and,
FIG. 7 is a top plan view thereof.
Broken lines and unshaded portions contained within broken lines in the FIG. 1 and FIG. 7 drawings are not claimed.

1 Claim, 5 Drawing Sheets

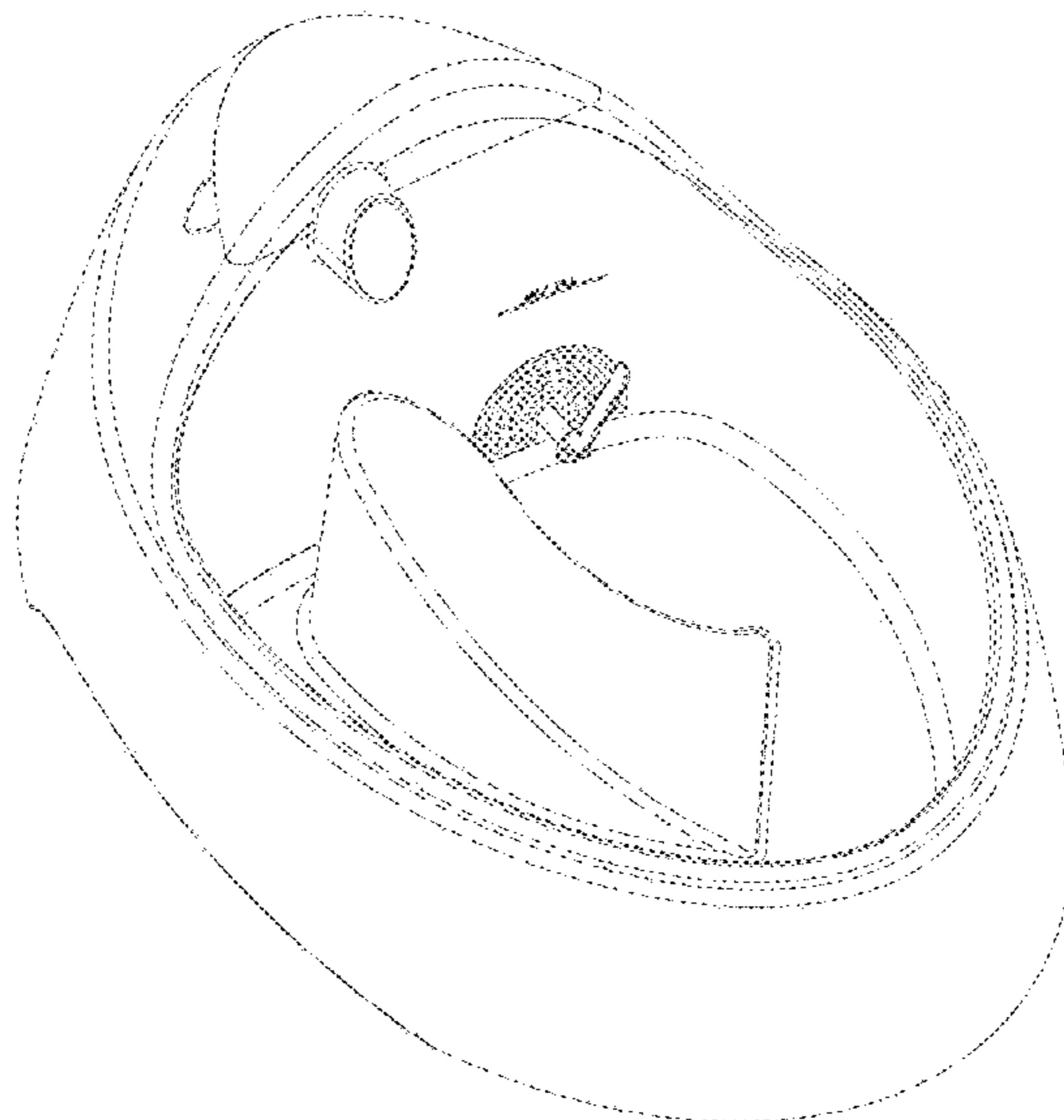




FIG. 1

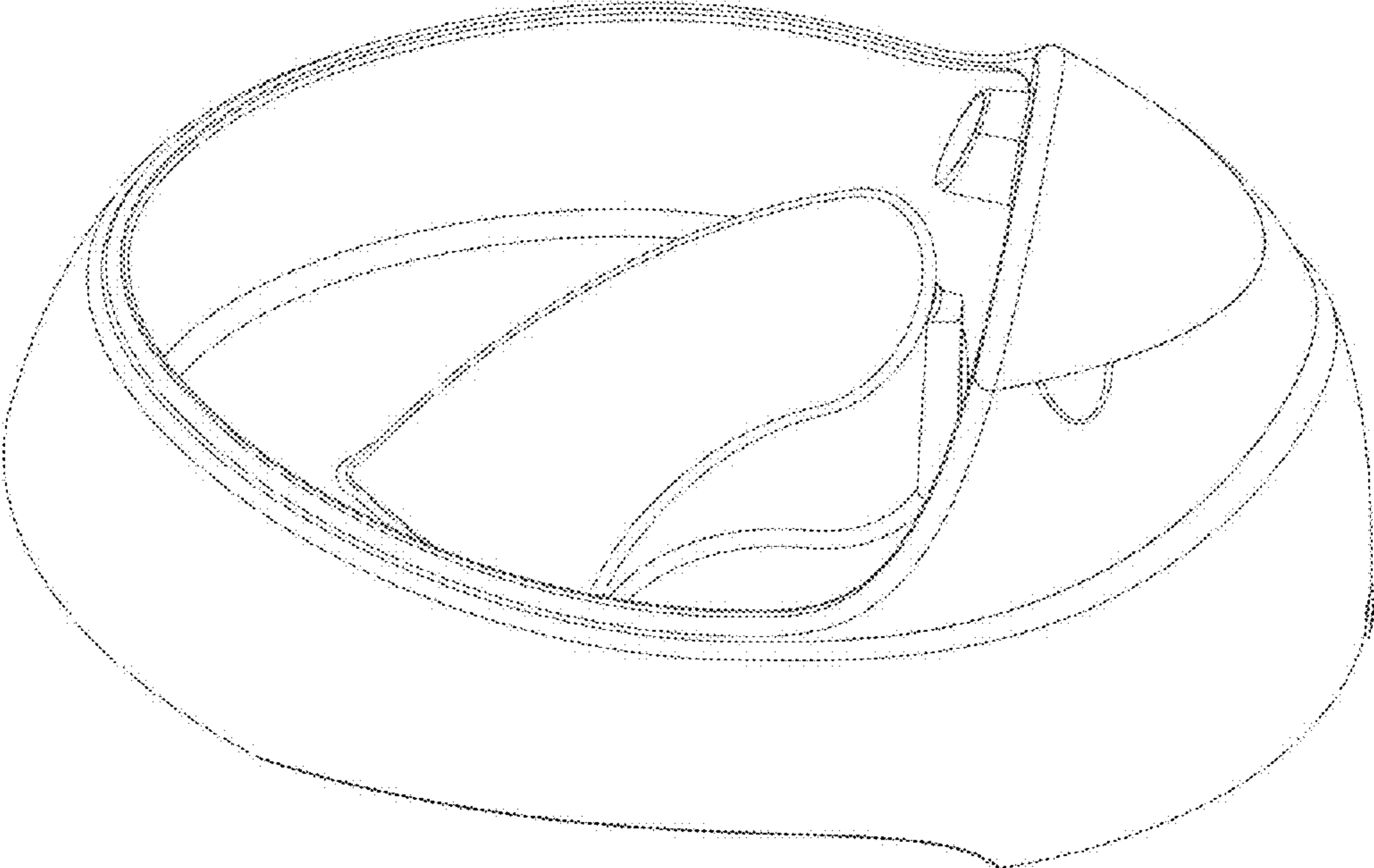


FIG. 2

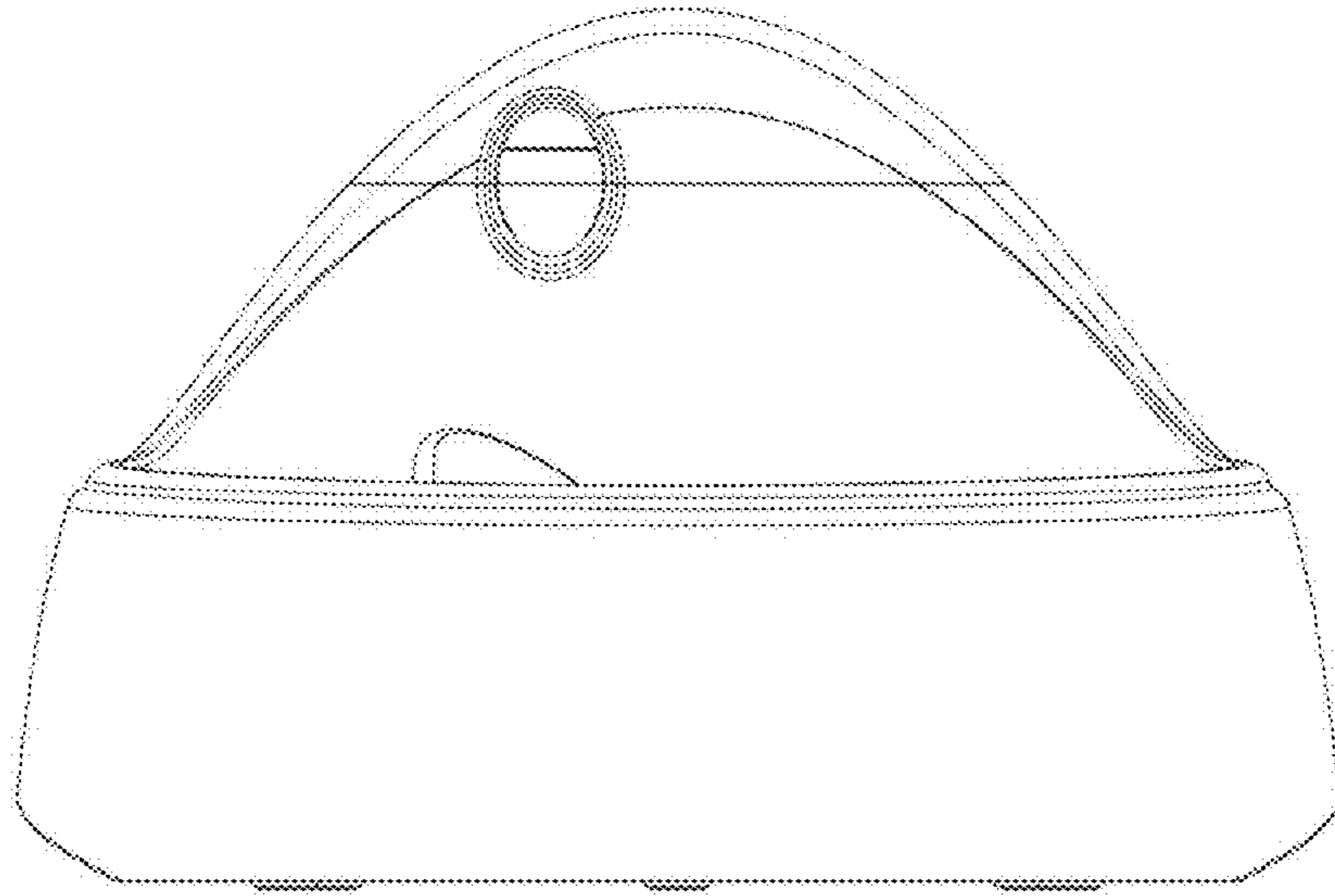


FIG. 3

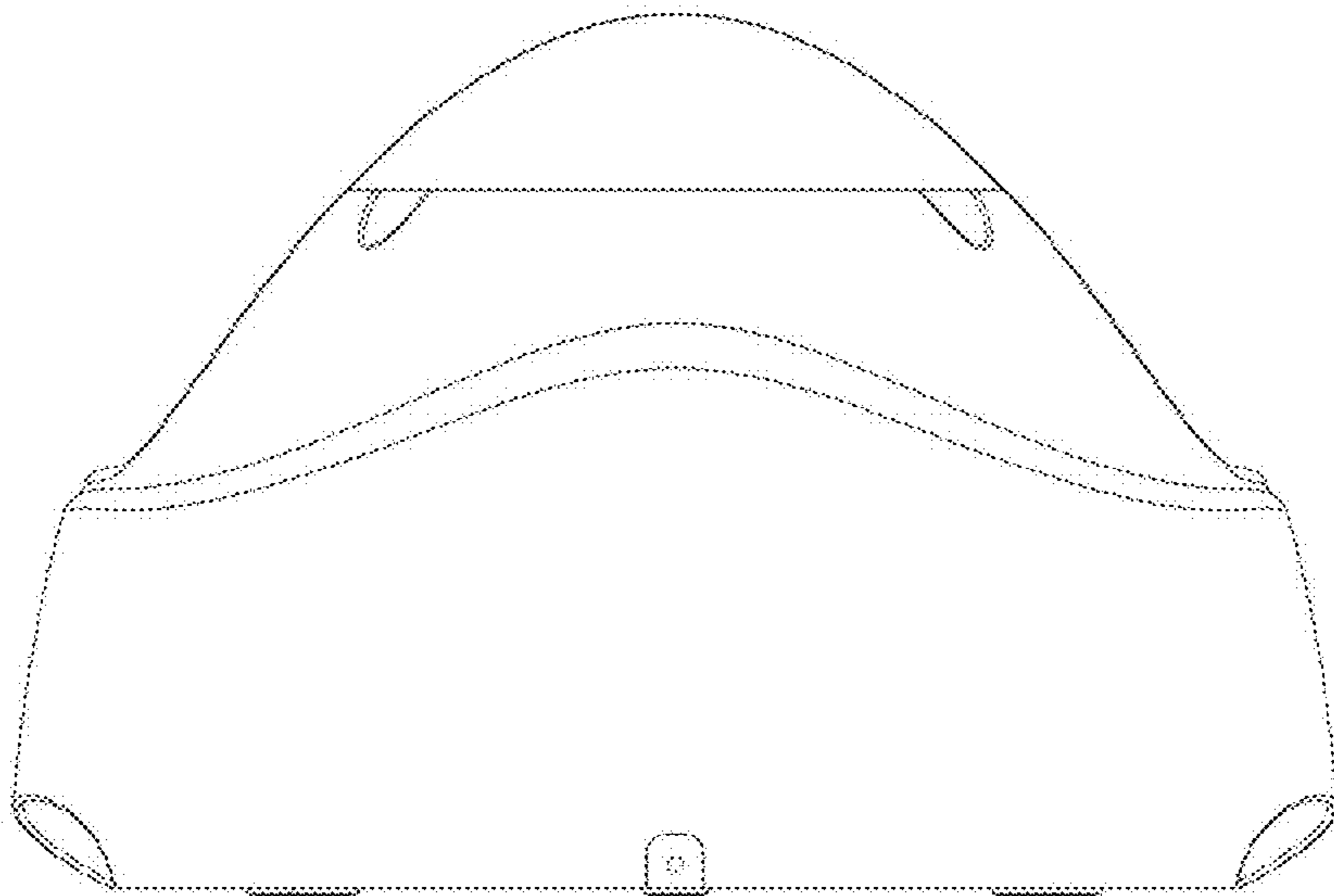


FIG. 4

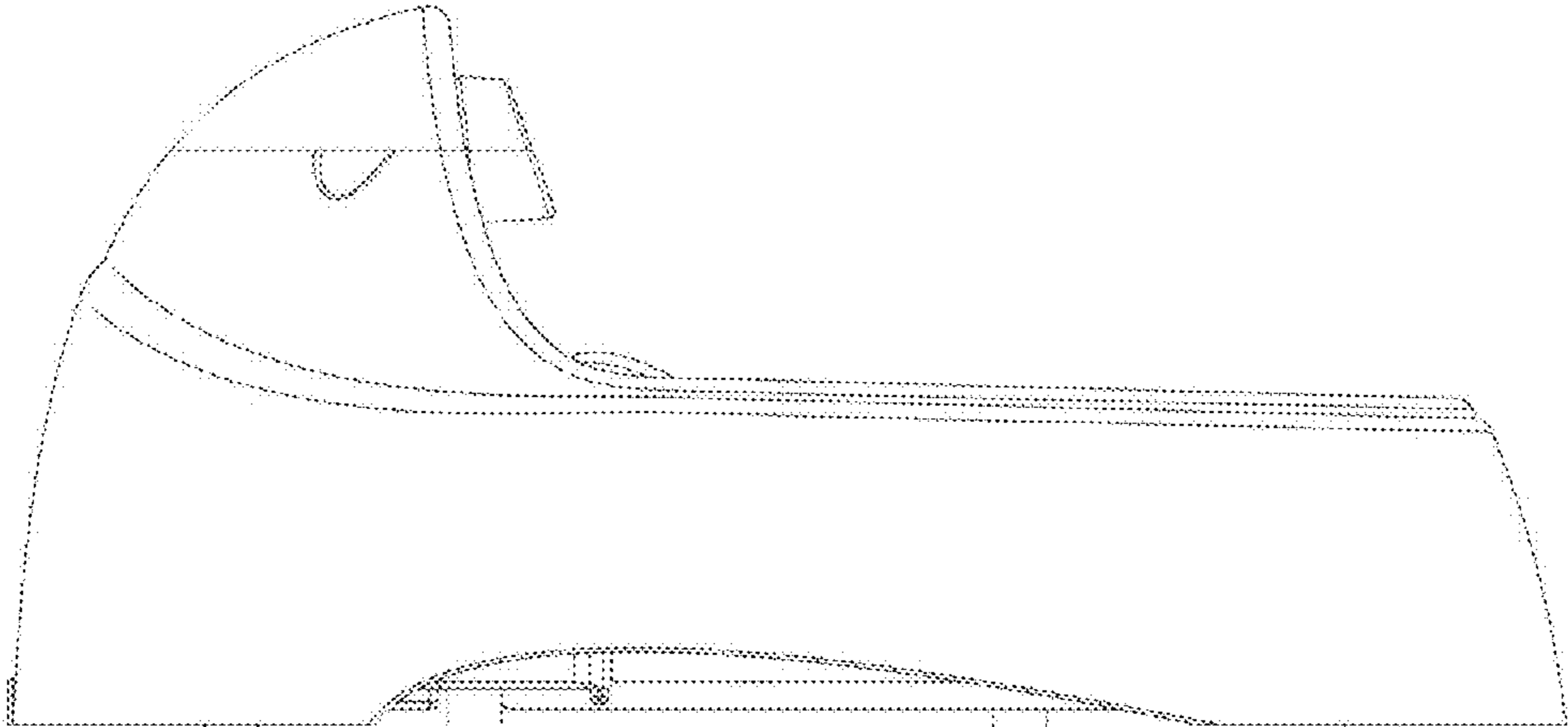


FIG. 5

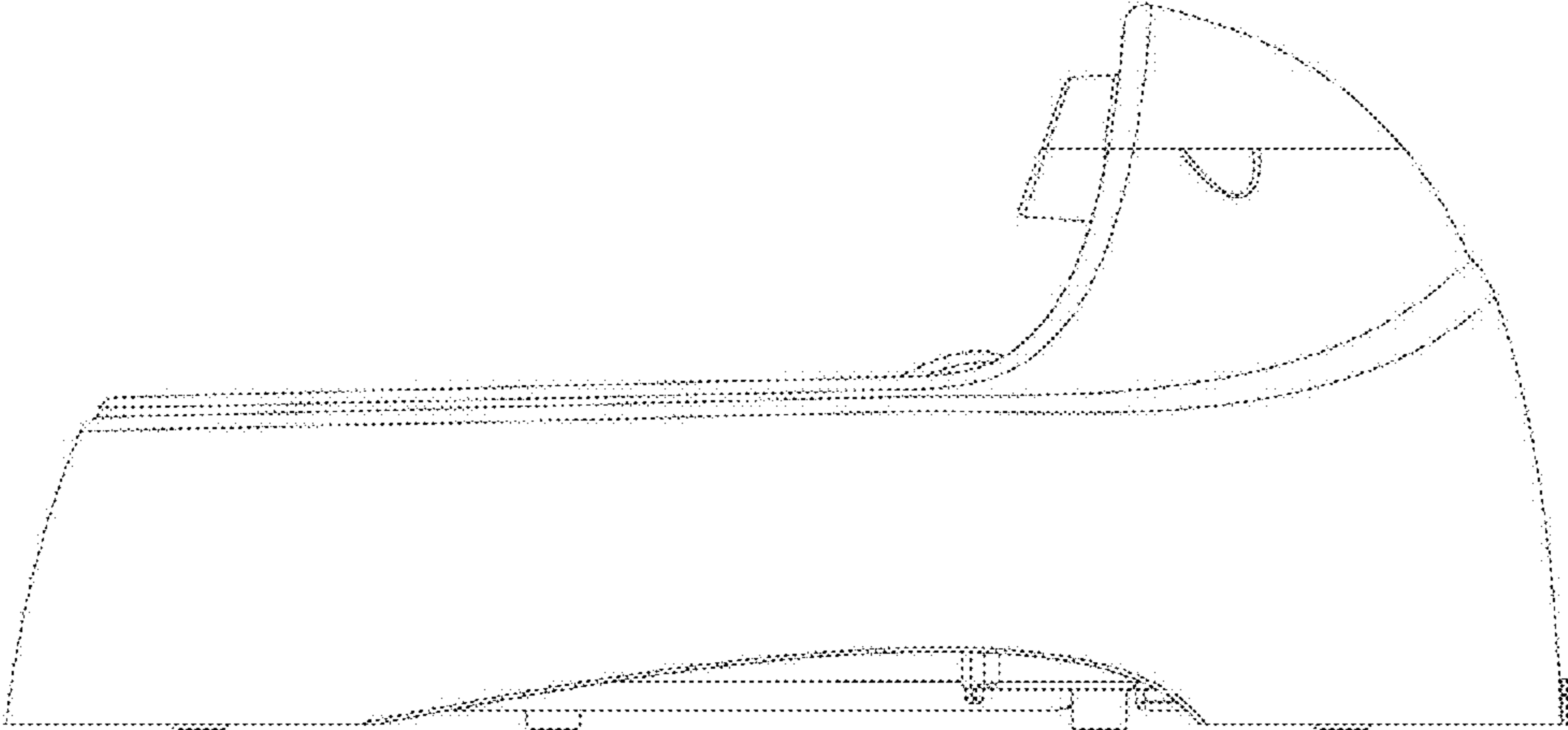


FIG. 6

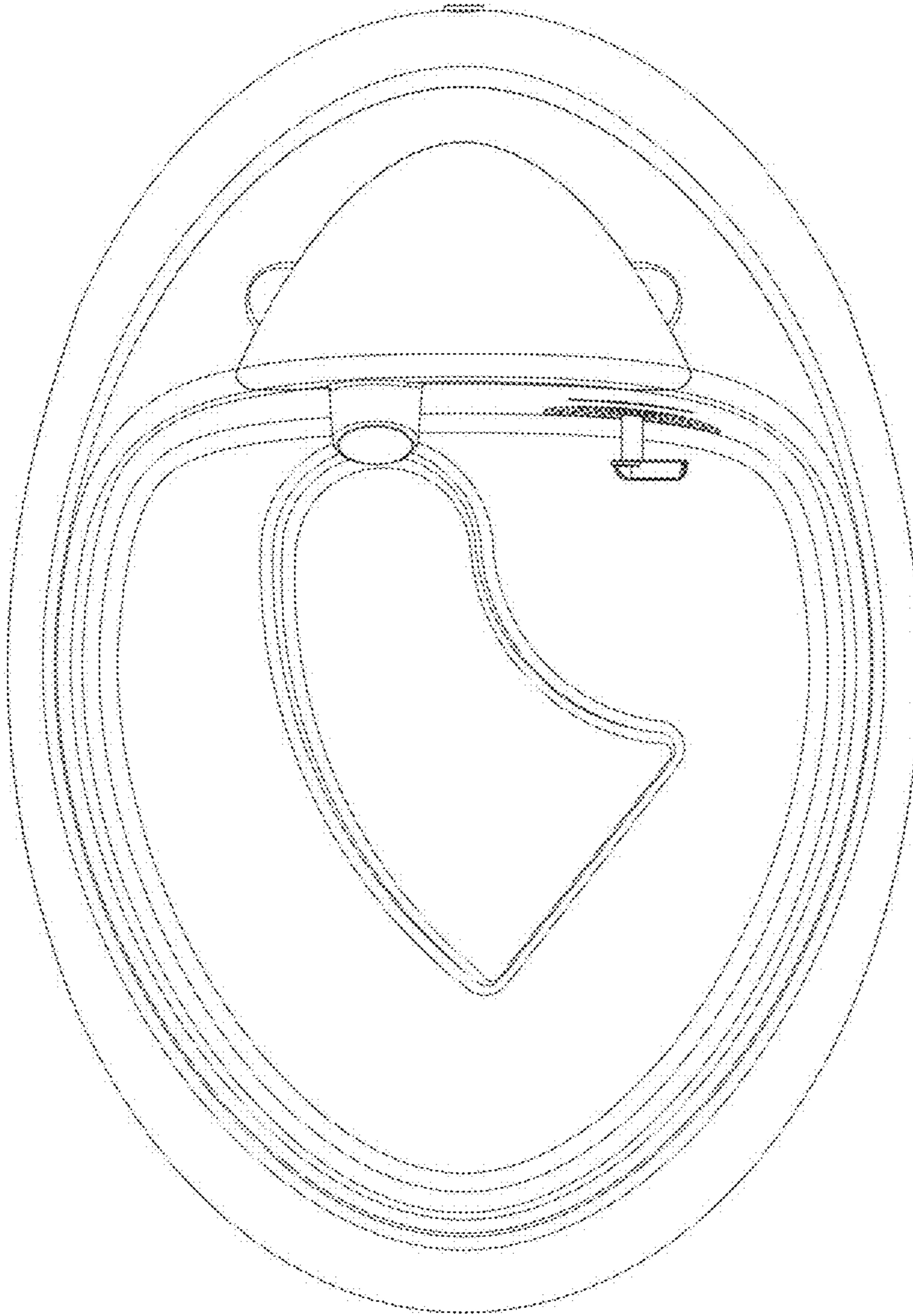


FIG. 7