



US00D704360S

(12) **United States Design Patent**
Webb et al.

(10) **Patent No.:** **US D704,360 S**

(45) **Date of Patent:** **** May 6, 2014**

(54) **LED BULB**

(71) Applicant: **Switch Bulb Company, Inc.**, San Jose, CA (US)

(72) Inventors: **Andrew Webb**, San Jose, CA (US);
David Titzler, Palo Alto, CA (US);
Ronan Le Toquin, Sunnyvale, CA (US);
David Horn, Saratoga, CA (US); **Travis Andrew Lee**, San Francisco, CA (US);
Jonathan Lefors, San Francisco, CA (US); **Benjamin Kai Norman Robertson**, San Francisco, CA (US);
Brian Charles Rulifson, Seattle, WA (US); **Stuart Kyle**, San Francisco, CA (US); **Alex Rochat**, Emeryville, CA (US); **Jeff Salazar**, Palo Alto, CA (US)

(73) Assignee: **Switch Bulb Company, Inc.**, San Jose, CA (US)

(**) Term: **14 Years**

(21) Appl. No.: **29/467,067**

(22) Filed: **Sep. 13, 2013**

Related U.S. Application Data

(63) Continuation of application No. 29/422,392, filed on May 18, 2012, now Pat. No. Des. 692,596.

(51) **LOC (10) Cl.** **26-04**

(52) **U.S. Cl.**
USPC **D26/2**

(58) **Field of Classification Search**

USPC D26/1-4; 313/313, 315, 316, 317, 318, 313/493; 315/52, 53, 56, 57, 58
See application file for complete search history.

(56) **References Cited**

U.S. PATENT DOCUMENTS

D627,085	S	*	11/2010	Duan et al.	D26/2
D629,929	S	*	12/2010	Chen et al.	D26/2
D633,226	S	*	2/2011	Katsaros	D26/2
D634,451	S	*	3/2011	de Visser	D26/2
D642,704	S	*	8/2011	Hagens et al.	D26/2
D692,596	S	*	10/2013	Webb et al.	D26/2

OTHER PUBLICATIONS

Notice of Allowance received for U.S. Appl. No. 29/422,392, mailed on Jun. 13, 2013, 7 pages.

* cited by examiner

Primary Examiner — Marcus Jackson

(74) *Attorney, Agent, or Firm* — Morrison & Foerster LLP

(57) **CLAIM**

The ornamental design for an LED bulb, as shown and described.

DESCRIPTION

FIG. 1 is a perspective view of a first embodiment of an LED bulb;

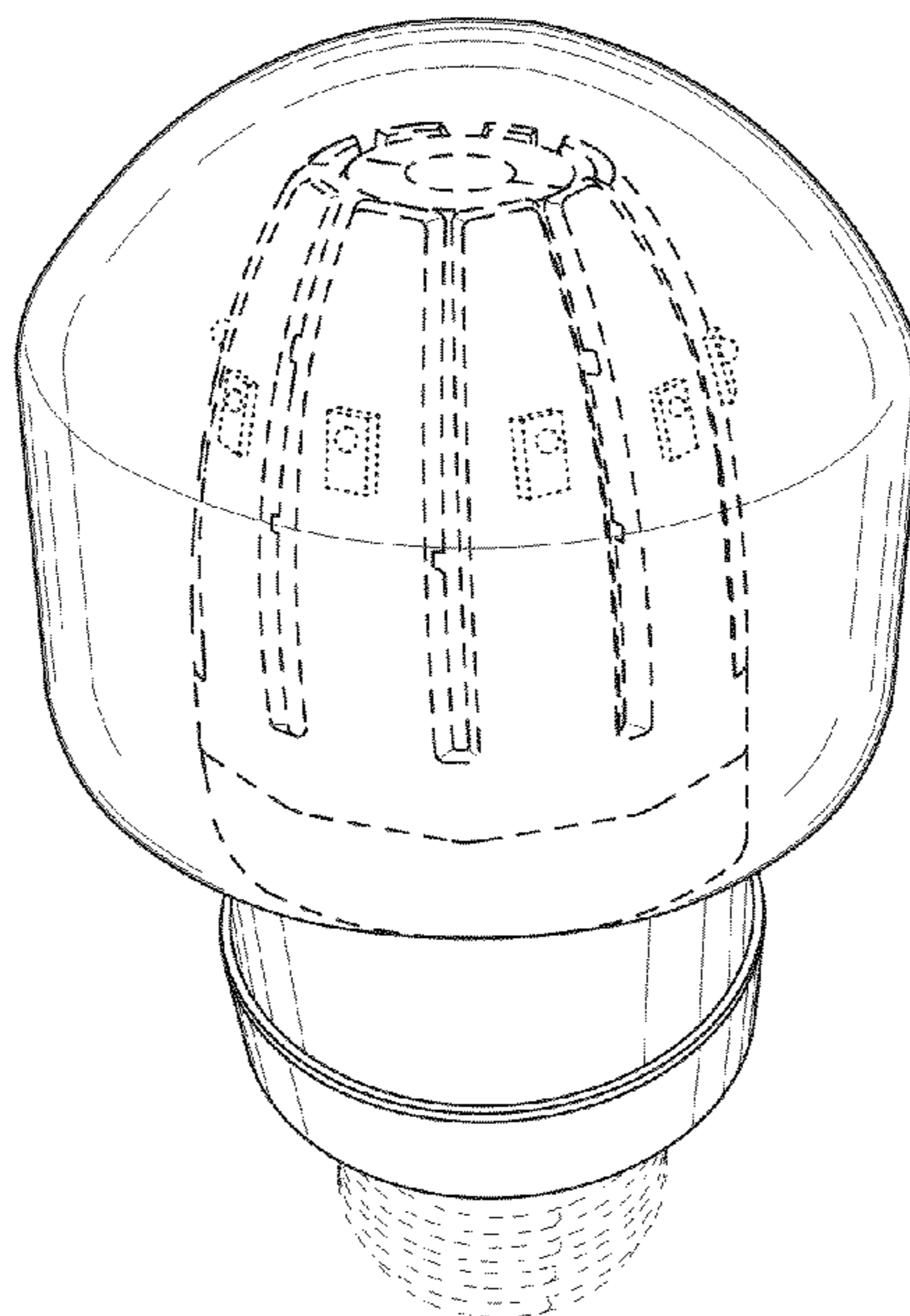
FIG. 2 is a side view of the first embodiment;

FIG. 3 is a top view of the first embodiment; and,

FIG. 4 is a bottom view of the first embodiment.

The broken lines are for illustrative purposes only and form no part of the claimed design.

1 Claim, 3 Drawing Sheets



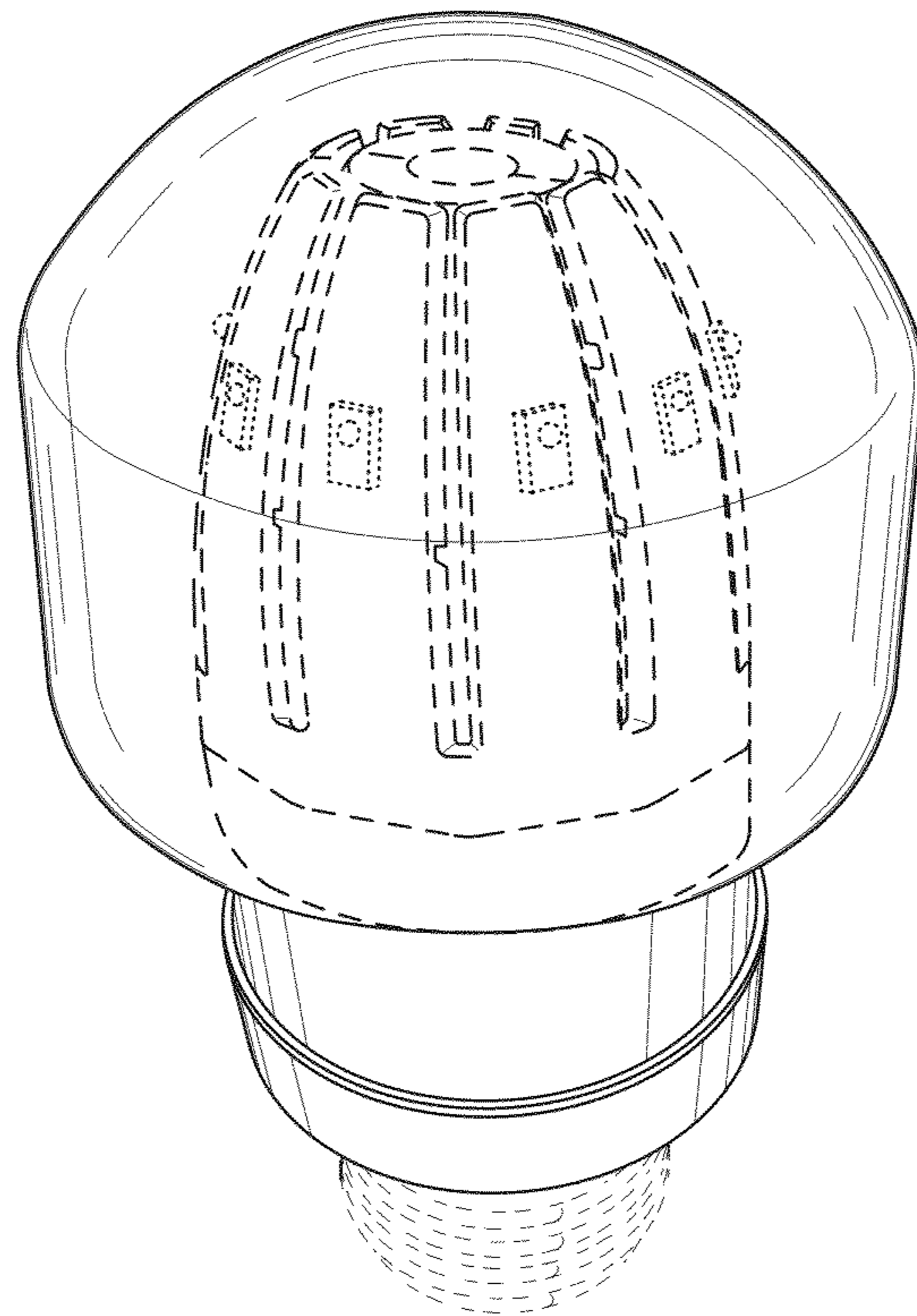


FIG. 1

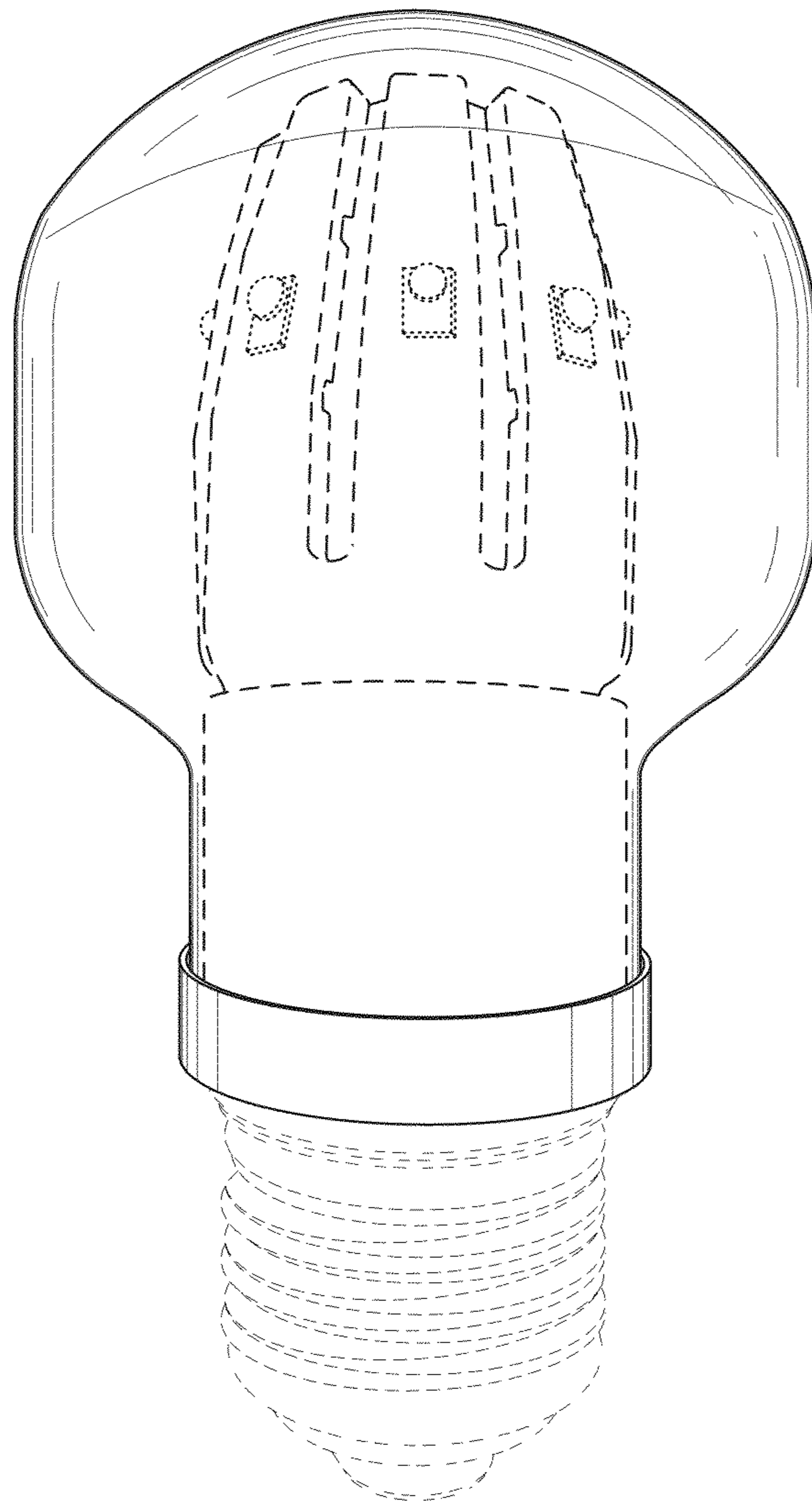


FIG. 2

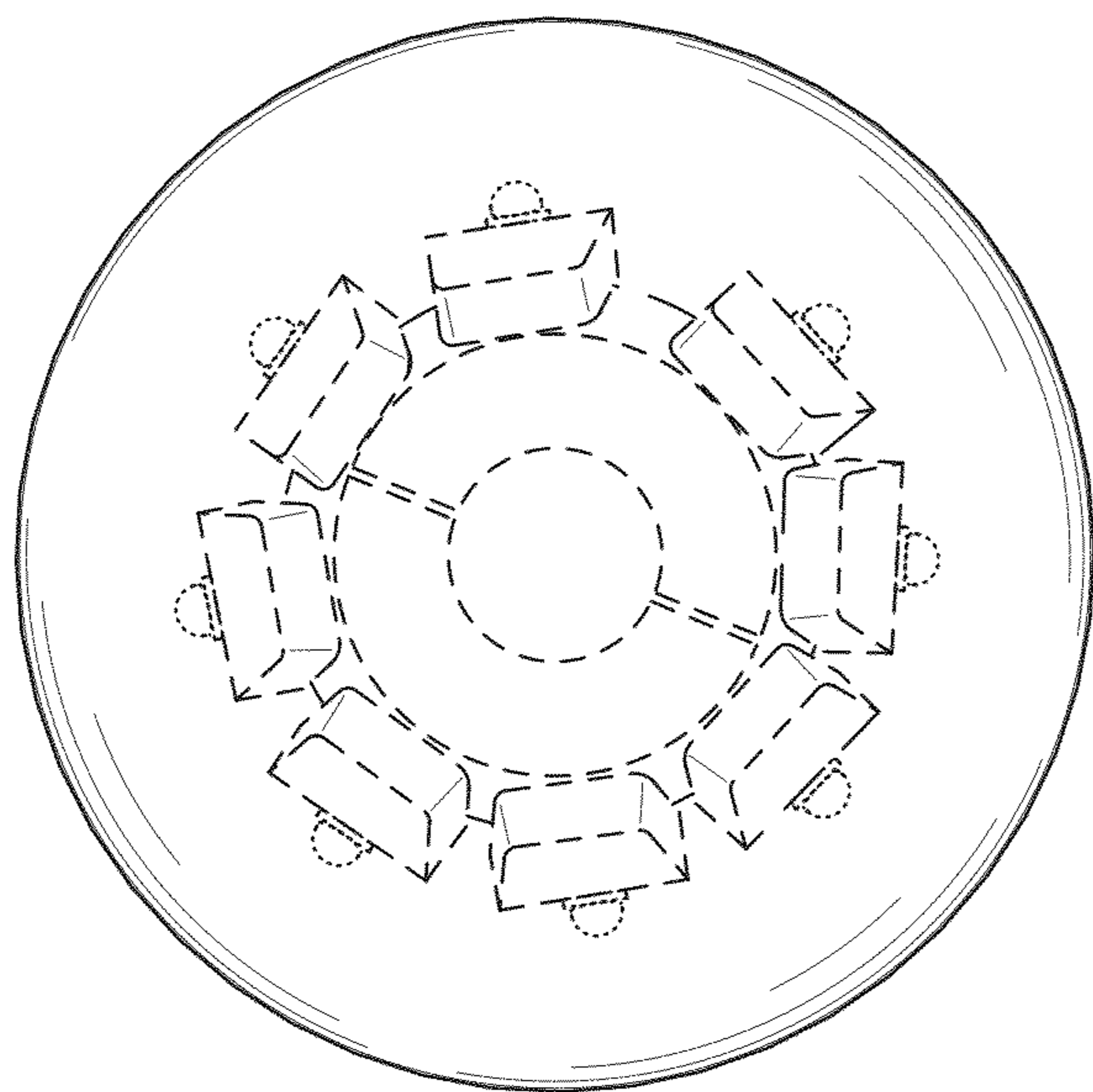


FIG. 3

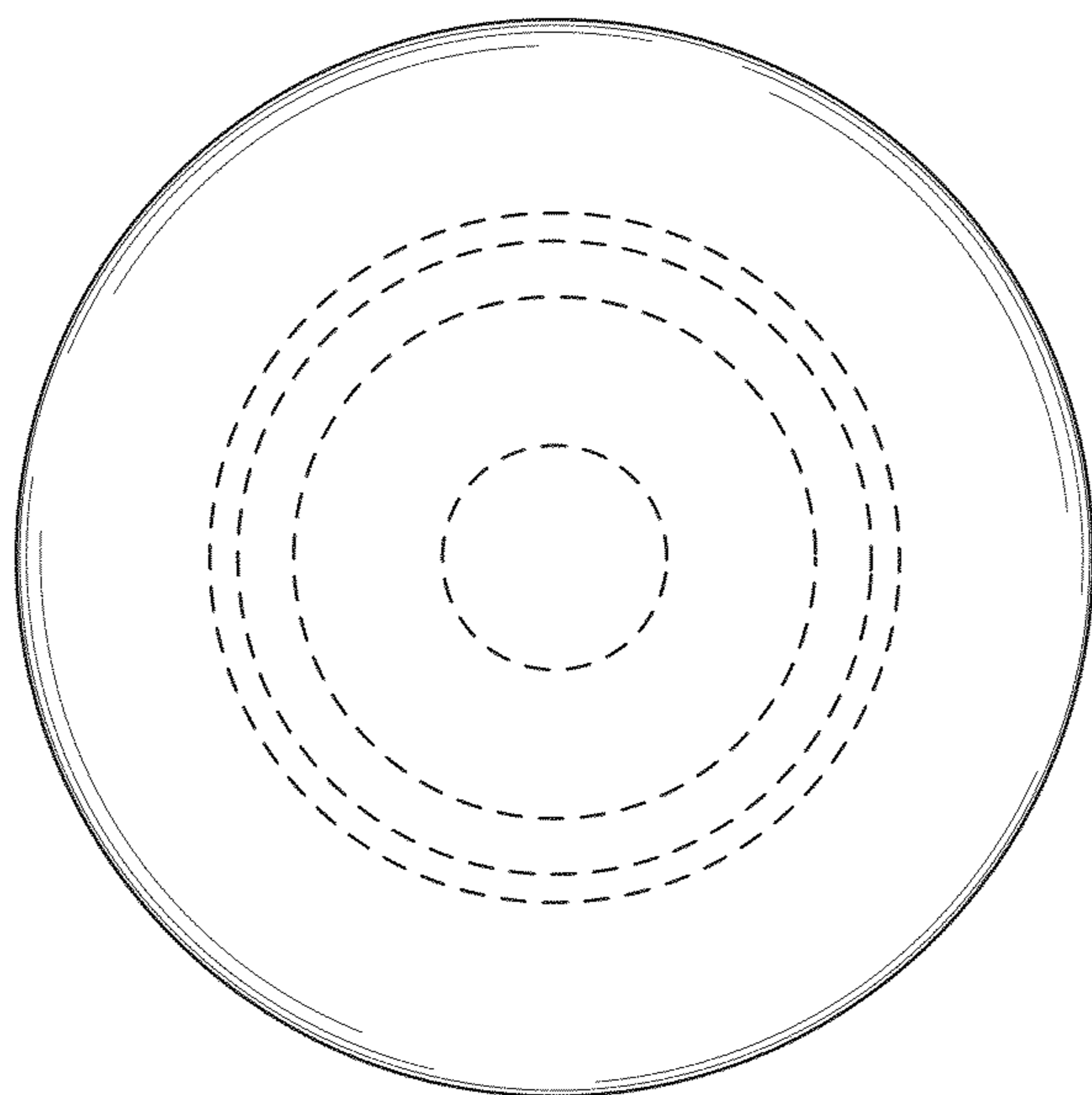


FIG. 4