



US00D704354S

(12) **United States Design Patent**
Masaneck, Jr.

(10) **Patent No.:** **US D704,354 S**
(45) **Date of Patent:** **** May 6, 2014**

- (54) **FLOOR TILE**
- (71) Applicant: **MacNeil IP LLC**, Bolingbrook, IL (US)
- (72) Inventor: **Frederick W. Masaneck, Jr.**, Barrington, IL (US)
- (73) Assignee: **MacNeil IP LLC**, Bolingbrook, IL (US)
- (**) Term: **14 Years**
- (21) Appl. No.: **29/472,490**
- (22) Filed: **Nov. 13, 2013**

2,238,787	A *	4/1941	Aberson	52/314
2,627,744	A *	2/1953	Lopina	52/309.1
3,041,785	A *	7/1962	MacDonald et al.	52/309.3
D200,313	S *	2/1965	Monroe	D25/163
3,192,097	A *	6/1965	Abernethy	428/49
3,699,926	A	10/1972	Stockl		
3,909,996	A	10/1975	Ettlinger, Jr. et al.		
6,647,684	B1 *	11/2003	Gank	52/385
7,114,298	B2	10/2006	Kotler		
7,757,449	B2	7/2010	Portoles Ibanez et al.		
8,266,857	B2	9/2012	David		

Related U.S. Application Data

- (60) Division of application No. 29/460,262, filed on Jul. 9, 2013, which is a continuation of application No. 12/609,959, filed on Oct. 30, 2009, now Pat. No. 8,535,785, and a continuation of application No. 13/662,181, filed on Oct. 26, 2012.
- (51) **LOC (10) Cl.** **25-01**
- (52) **U.S. Cl.**
USPC **D25/163**
- (58) **Field of Classification Search**
USPC D25/163, 138, 149; 428/48, 49, 50, 52, 428/33, 172; 52/311.1, 311.2, 311.3, 314, 52/316, 384, 385, 389, 302.1, 309.1, 52/309.3; D5/4, 62
See application file for complete search history.

(56) **References Cited**

U.S. PATENT DOCUMENTS

348,782	A	9/1886	Sawyer
1,440,967	A	1/1923	Carpenter et al.

FOREIGN PATENT DOCUMENTS

JP 02018046 A 1/1990

* cited by examiner

Primary Examiner — Doris Clark

(74) *Attorney, Agent, or Firm* — Perkins IP Law Group LLC; Jefferson Perkins

(57) **CLAIM**

The ornamental design for a floor tile, as shown and described.

DESCRIPTION


FIG. 1 is an isometric view of my design as assembled into a portion of a floor tile;

FIG. 2 is a plan view of my design, the sides of the floor tile being shown in broken line as environmental structure; and,

FIG. 3 is a sectional view taken substantially along line 3-3 of FIG. 2, the bottom of the floor tile being shown in broken line as environmental structure.

The broken line showing of the environment is for illustrative purposes only and forms no part of the claimed design.

1 Claim, 2 Drawing Sheets



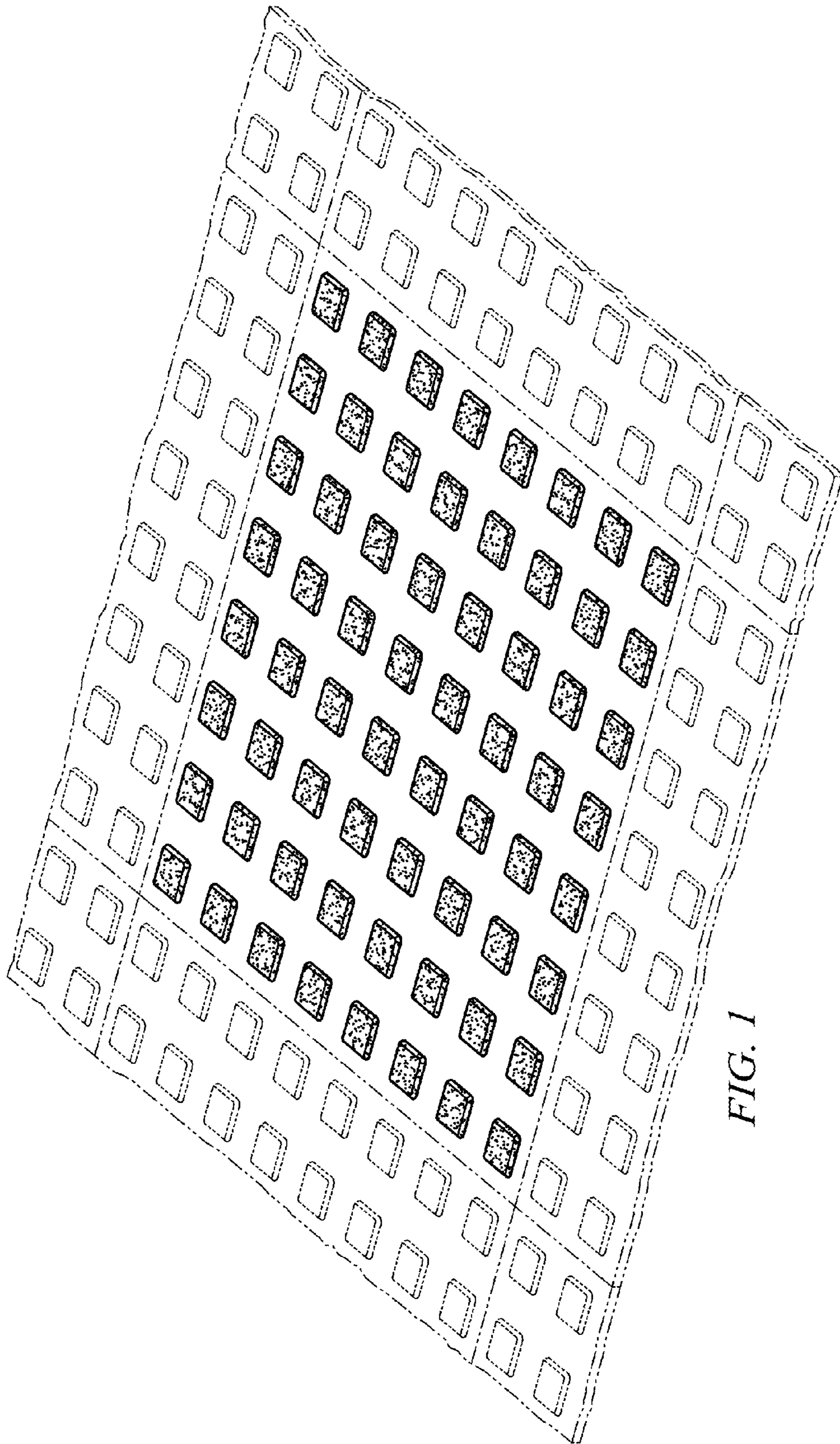


FIG. 1




FIG. 2

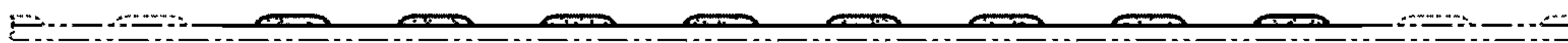


FIG. 3