



US00D704352S

(12) **United States Design Patent**
Johnson et al.

(10) **Patent No.:** **US D704,352 S**

(45) **Date of Patent:** **** May 6, 2014**

(54) **LANDSCAPE EDGER**

(71) Applicant: **Anchor Wall Systems, Inc.**,
Minnetonka, MN (US)

(72) Inventors: **Jay J. Johnson**, Star Prairie, WI (US);
Robert Brian Burnquist, Chaska, MN
(US); **Steven Paul Bennett**, Coon
Rapids, MN (US)

(73) Assignee: **Anchor Wall Systems, Inc.**,
Minnetonka, MN (US)

(**) Term: **14 Years**

(21) Appl. No.: **29/445,109**

(22) Filed: **Feb. 7, 2013**

(51) **LOC (10) Cl.** **25-01**

(52) **U.S. Cl.**
USPC **D25/113**

(58) **Field of Classification Search**
USPC D25/102, 103, 106, 109, 112–118, 136,
D25/138, 152, 159–162, 164;
D21/484–491, 499–504; 405/16, 284,
405/286; 52/503–505, 574, 575, 596–612;
404/27–42

See application file for complete search history.

(56) **References Cited**

U.S. PATENT DOCUMENTS

D378,702 S	4/1997	Blomquist et al.	
5,775,040 A *	7/1998	Lalvani	52/384
5,930,947 A	8/1999	Eckhoff	
D443,074 S *	5/2001	Azar	D25/113
D483,130 S *	12/2003	Dean et al.	D25/113
D506,012 S *	6/2005	Crump	D25/112
D506,013 S	6/2005	Anderson et al.	
D511,011 S *	10/2005	Crump	D25/112

D511,845 S	11/2005	Anderson	
D515,710 S	2/2006	Anderson et al.	
D515,711 S	2/2006	Anderson	
D521,654 S	5/2006	Anderson et al.	
7,536,825 B2	5/2009	Perotti	
D613,430 S	4/2010	Perotti	
D624,213 S	9/2010	Perotti	
D656,160 S *	3/2012	Strommen et al.	D15/5
D657,890 S	4/2012	Riccobene	

OTHER PUBLICATIONS

“Belgium Blocks,” <http://www.livingstonfarmlandscapes.com/products/stone/edging-and-border-stone/belgium-blocks> . . . , retrieved Mar. 13, 2012.

“Borders & Edging, Norristown Brick, Inc.,” <http://www.norristownbrick.com/borders-edging/>, retrieved Mar. 13, 2012.

“Davesgarden.com,” <http://pics.davesgarden.com/pics/2009/08/25/TexasPuddyPrint/bdadaB.jpg>, retrieved Mar. 13, 2012.

(Continued)

Primary Examiner — Anhdao Doan

(74) *Attorney, Agent, or Firm* — Merchant & Gould P.C.

(57) **CLAIM**

The ornamental design for a landscape edger, as shown and described. rear front

DESCRIPTION

FIG. 1 is a top view of a landscape edger showing our new design;

FIG. 2 is a bottom view thereof;

FIG. 3 is a side view thereof;

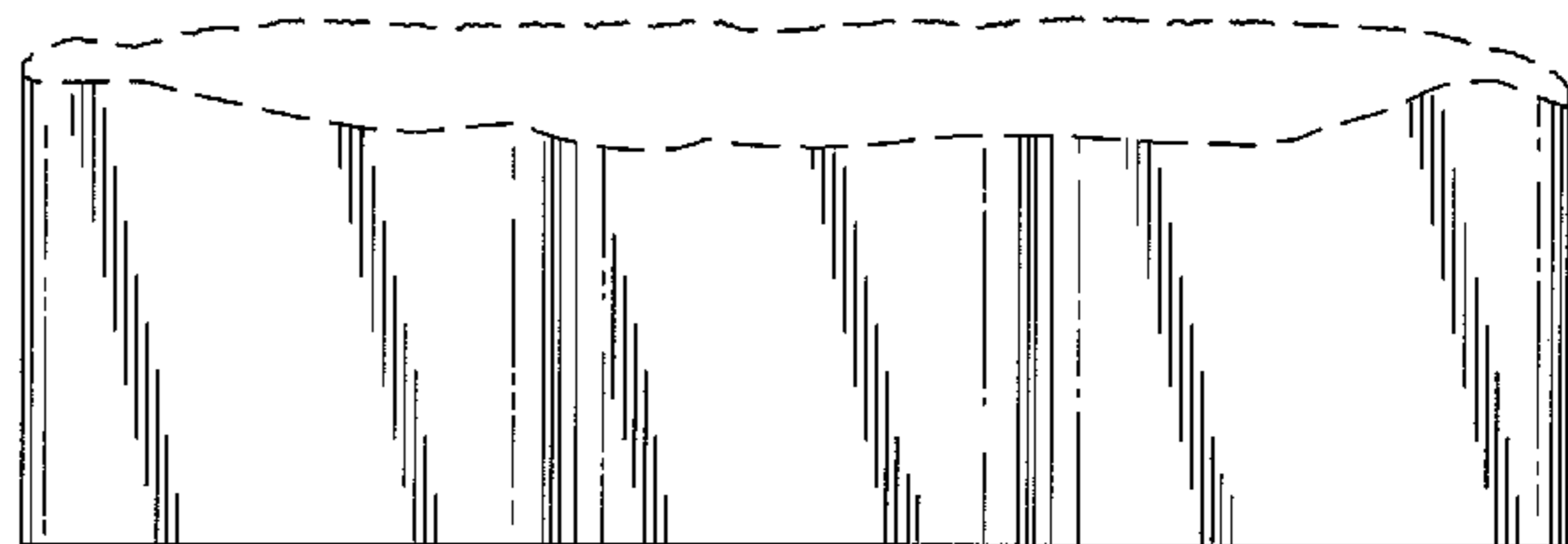

FIG. 4 is an opposite side view of FIG. 3;

FIG. 5 is an end view thereof; and,

FIG. 6 is a an opposite end view of FIG. 5.

The broken lines in the drawing views are included for the purpose of illustrating a portion of the landscape edger that forms no part of the claimed design.

1 Claim, 5 Drawing Sheets



(56)

References Cited

OTHER PUBLICATIONS

“Dekorrra Faux Rock Lawn & Garden Stone Border Edging,” <http://rocksfast.com/faux-stone-border-edgers/dekorrra-faux-stone-border-edging.html>, retrieved Mar. 13, 2012.

“Edging stone kerb,” <http://www.archiexpo.com/prod/bradstone/edging-stone-kerbs-11509-347488.html>, retrieved on Mar. 13, 2012.

“Garden Edging,” <http://www.houzz.com/ideabooks/744461/thumbs/garden-edging>, retrieved on Mar. 13, 2012.

“Greensborogardens,” <http://greensborogardens.files.wordpress.com/2008/05/edging3-w.jpg>, retrieved Mar. 13, 2012.

“Image of edger,” <http://images.lowes.com/product/400001/4000001816790.jpg%3Fwid%3D15B%26c>, retrieved Mar. 13, 2012.

“Image of edger,” http://o.tgn.com/d/landscaping/1/0/M/L/garden_edging_1.jpg, retrieved Mar. 13, 2012.

“Image of edger,” <http://www.walmart.com/ip/Suncast-Border-Stone-Edging/6435917?findingMethod=rr>, retrieved on Mar. 13, 2012.

“Ron Hazelton Home Improvement Online, How to Lay Edging Blocks Along Beds,” http://www.ronhazelton.com/tips/how_to_lay_edging_blocks_along_beds, retrieved Mar. 13, 2012.

“Suncast Border Stone Edging,” <http://www.walmart.com/ip/Suncast-Border-Stone-Edging/6435917>, retrieved Mar. 13, 2012.

* cited by examiner




FIG. 1

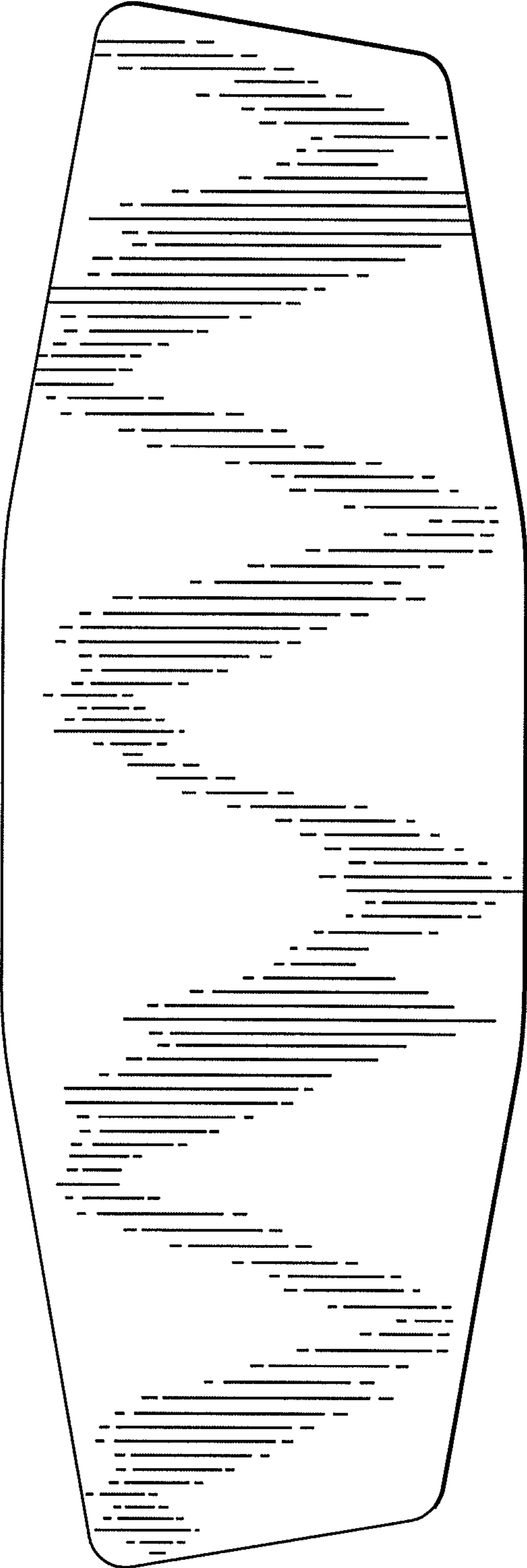


FIG. 2




FIG. 3

FIG. 4




FIG. 5

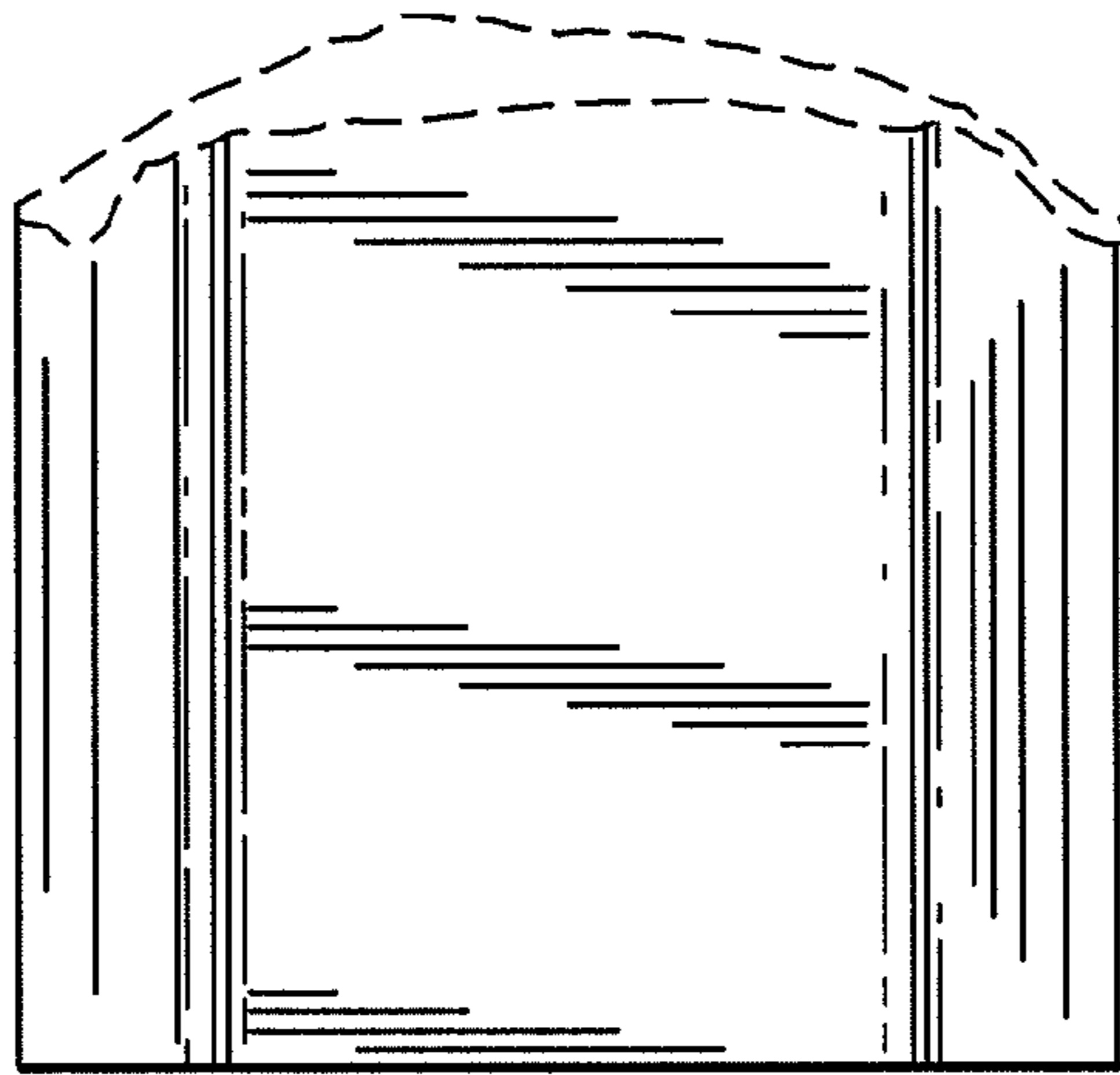


FIG. 6

