



US00D704344S

(12) **United States Design Patent**  
**Miyake et al.**

(10) **Patent No.:** **US D704,344 S**  
(45) **Date of Patent:** **\*\* May 6, 2014**

(54) **KNEE SUPPORTER**

(71) Applicant: **Wacoal Corp.**, Kyoto (JP)

(72) Inventors: **Jo Miyake**, Kyoto (JP); **Nozomu Seike**,  
Kyoto (JP)

(73) Assignee: **Wacoal Corporation**, Kyoto (JP)

(\*\*) Term: **14 Years**

(21) Appl. No.: **29/433,364**

(22) Filed: **Sep. 28, 2012**

(30) **Foreign Application Priority Data**

Apr. 2, 2012 (JP) ..... D2012-007777

(51) **LOC (10) Cl.** ..... **24-01**

(52) **U.S. Cl.**  
USPC ..... **D24/190**

(58) **Field of Classification Search**

CPC . A41D 13/0015; A41D 13/06; A41D 13/015;  
A41D 13/0543; A41D 13/0002; A41D 13/065;  
A41D 13/00; A61F 5/0123; A61F 2005/0176;  
A63B 71/1225; A63B 2071/1258  
USPC ..... D29/121.1, 120.1; D24/189, 190, 192;  
2/22, 24, 455; 602/12, 26, 62, 63;  
128/846, 882, 892, 894

See application file for complete search history.

(56) **References Cited**

**U.S. PATENT DOCUMENTS**

5,477,559 A \* 12/1995 Clement ..... 2/22  
D377,851 S \* 2/1997 Dancyger ..... D29/121.1

D406,677 S \* 3/1999 Koschmann et al. .... D29/121.1  
D448,084 S \* 9/2001 Hopwood et al. .... D24/190  
D451,198 S \* 11/2001 Lamping et al. .... D24/190  
D453,976 S \* 2/2002 Slautterback ..... D29/121.1  
D495,420 S \* 8/2004 Katz et al. .... D24/192  
D553,303 S \* 10/2007 So ..... D29/121.1  
D569,983 S \* 5/2008 Ellis et al. .... D24/190  
8,141,169 B2 \* 3/2012 Saranga ..... 2/22  
2010/0229276 A1 \* 9/2010 Bevier ..... 2/22  
2013/0025017 A1 \* 1/2013 Chen ..... 2/22  
2013/0198922 A1 \* 8/2013 Wittman ..... 2/22

\* cited by examiner

*Primary Examiner* — Eric Goodman

*Assistant Examiner* — Jennifer Watkins

(74) *Attorney, Agent, or Firm* — Leydig, Voit & Mayer, Ltd.

(57) **CLAIM**

The ornamental design for a knee supporter, as shown and described.

**DESCRIPTION**

FIG. 1 is a front view of a knee supporter of the present invention.

FIG. 2 is a rear view of the knee supporter of FIG. 1.

FIG. 3 is a top plan view of the knee supporter of FIG. 1.

FIG. 4 is a bottom view of the knee supporter of FIG. 1.

FIG. 5 is a right side view of the knee supporter of FIG. 1.

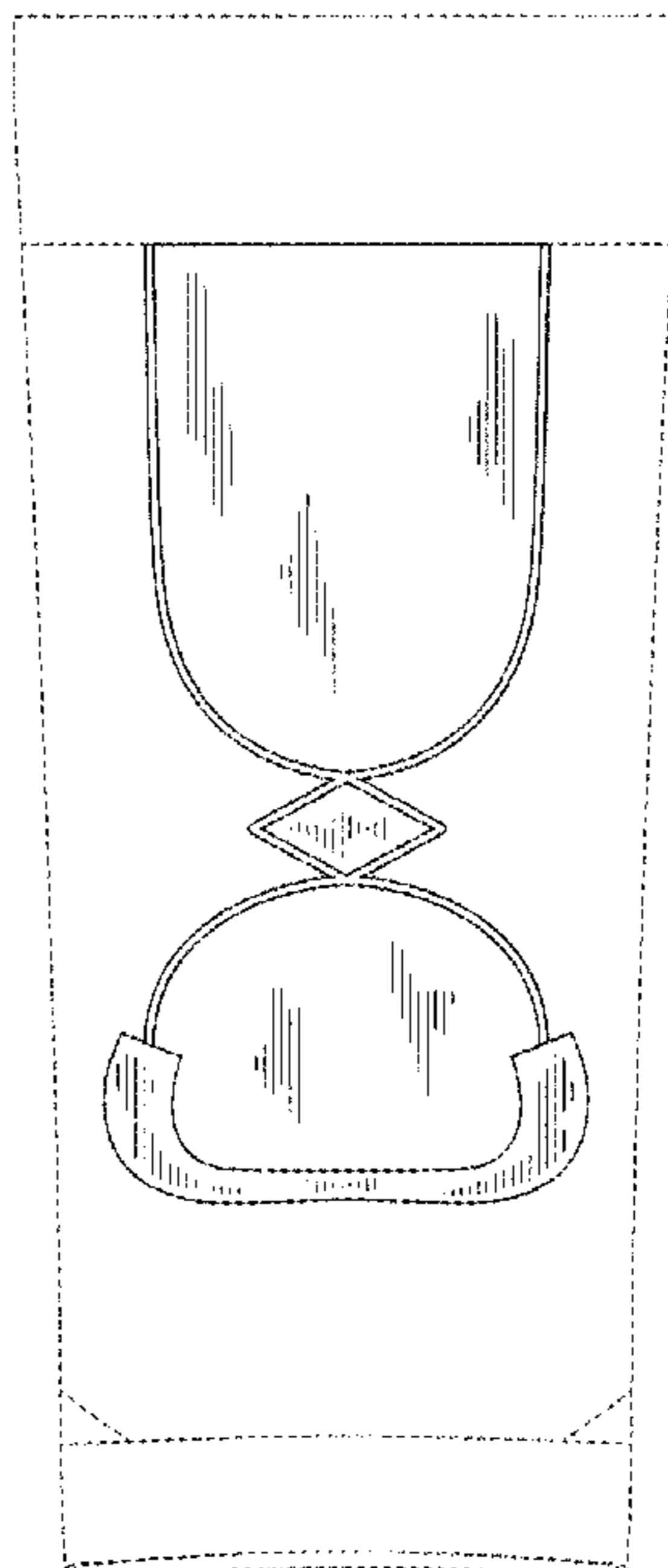
FIG. 6 is a left side view of the knee supporter of FIG. 1.

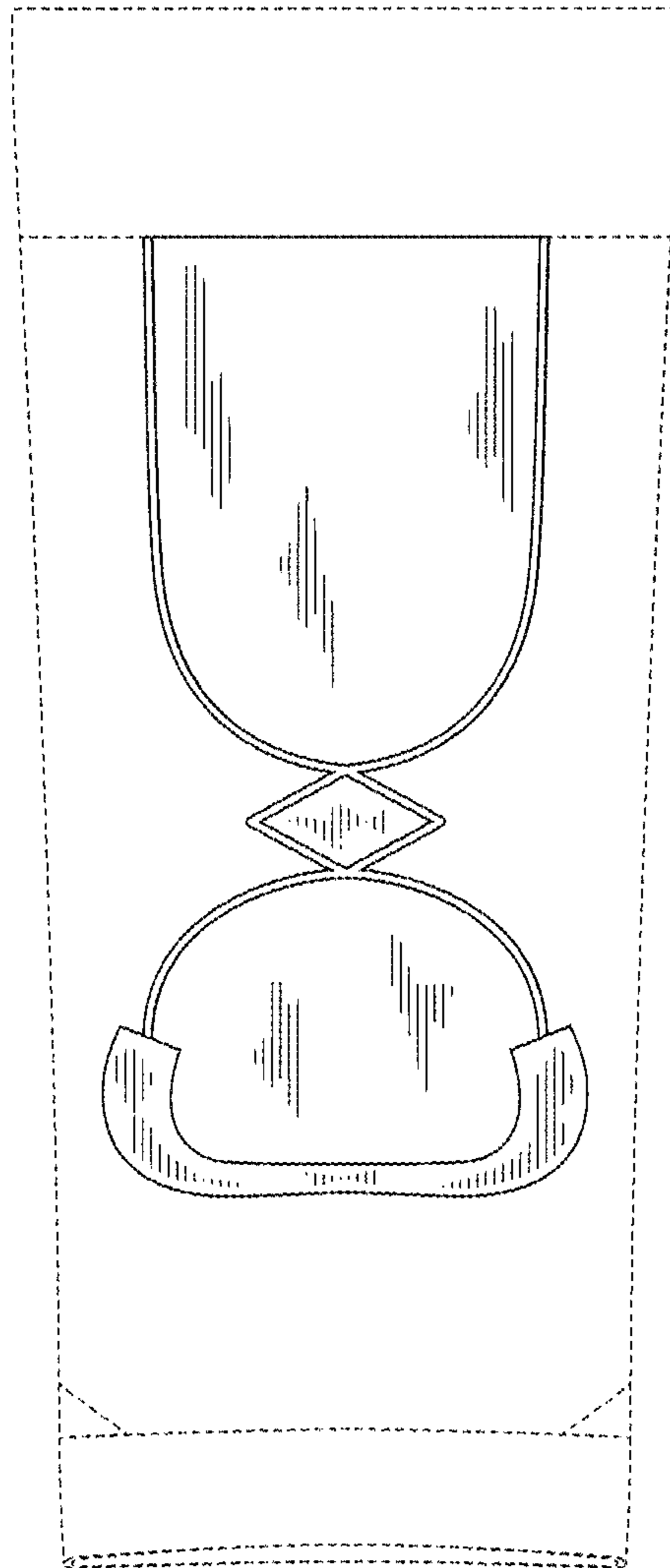
FIG. 7 is a front perspective view showing the knee supporter of FIG. 1 as it is worn; and,

FIG. 8 is a rear perspective view showing the knee supporter of FIG. 1 as it is worn.

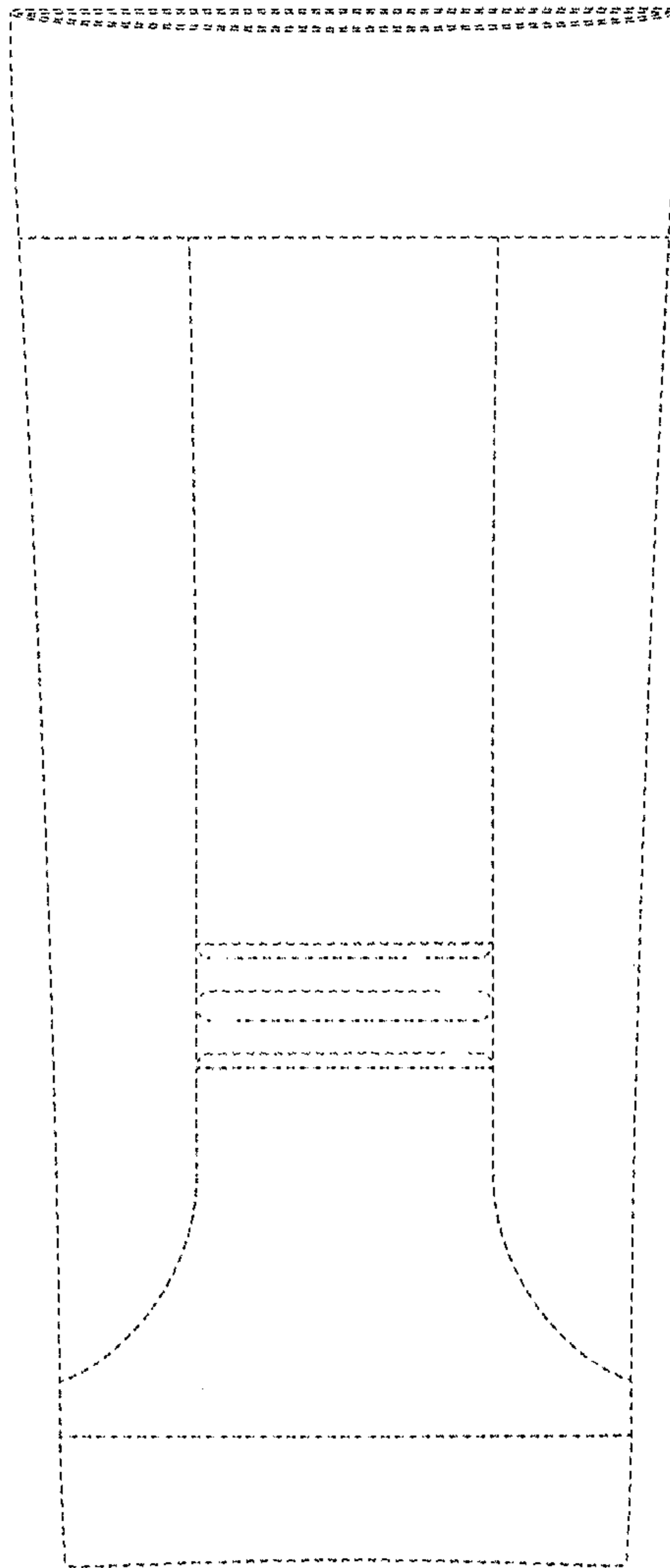
The broken lines in the drawings are for illustrative purposes only and do not form part of the claimed design.

**1 Claim, 8 Drawing Sheets**






**Fig.1**




**Fig.2**



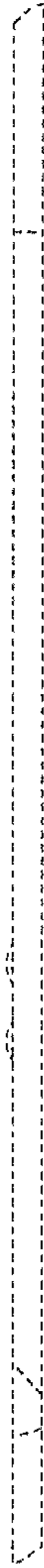
***Fig.3***



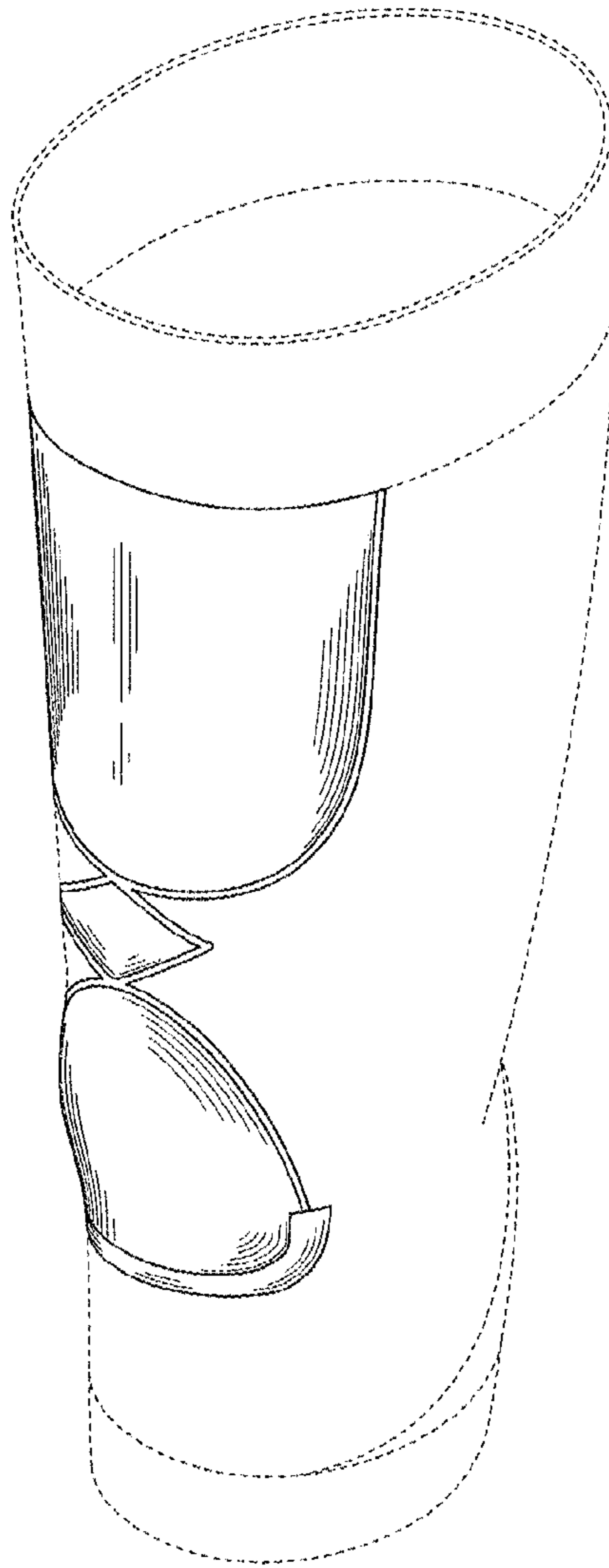
***Fig.4***



***Fig.5***

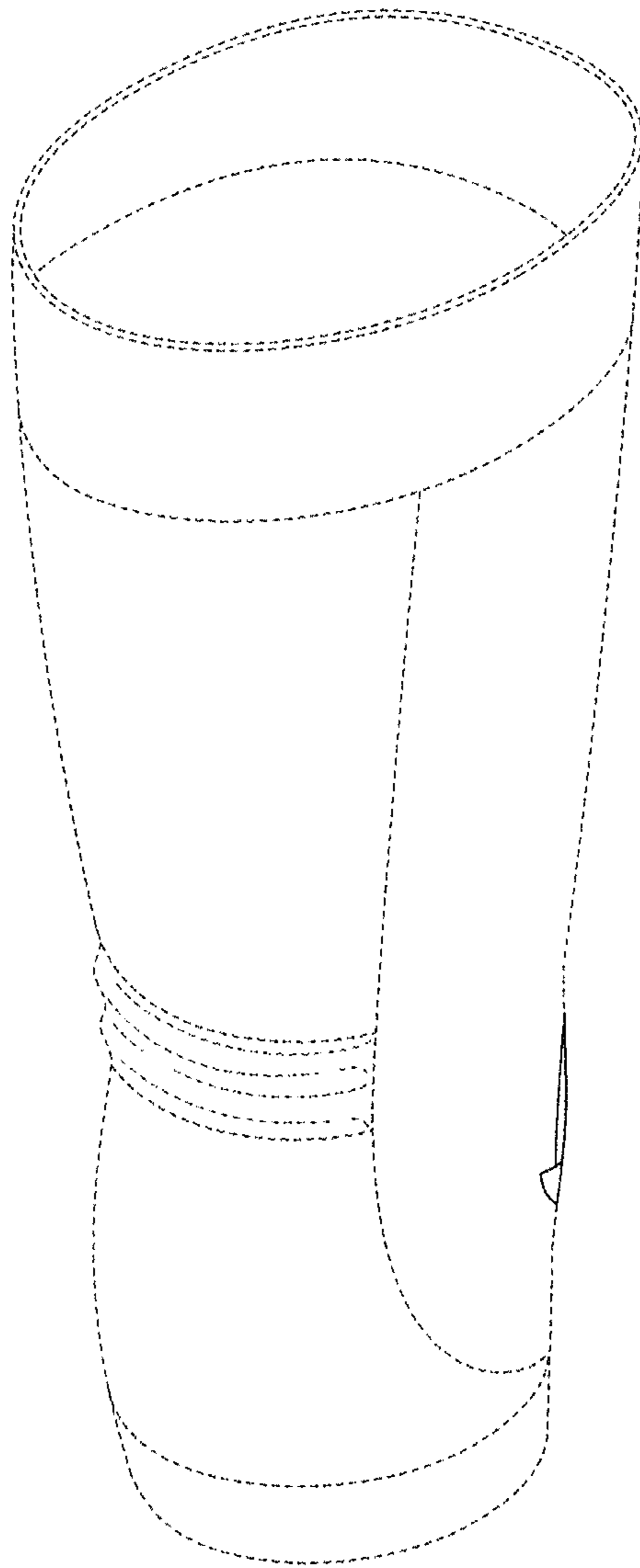


***Fig. 6***



**Fig.7**





**Fig.8**