



US00D704343S

(12) **United States Design Patent**
Inoo et al.

(10) **Patent No.:** **US D704,343 S**

(45) **Date of Patent:** **** May 6, 2014**

(54) **ADHESIVE SKIN PATCH**

(71) Applicant: **Teikoku Seiyaku Co., Ltd.**,
Higashikagawa (JP)

(72) Inventors: **Katsuyuki Inoo**, Sanuki (JP); **Yasuharu Kikuchi**, Higashikagawa (JP); **Masanori Uematsu**, Ayauta-gun (JP)

(73) Assignee: **Teikoku Seiyaku Co., Ltd.** (JP)

(**) Term: **14 Years**

(21) Appl. No.: **29/437,155**

(22) Filed: **Nov. 14, 2012**

(30) **Foreign Application Priority Data**

Jun. 25, 2012 (JP) 2012-014947

(51) **LOC (10) Cl.** **24-04**

(52) **U.S. Cl.**
USPC **D24/189**

(58) **Field of Classification Search**
USPC D24/128, 130, 188-189; 604/179-180,
604/187, 227; 602/58-59; 128/DIG. 26
See application file for complete search history.

(56) **References Cited**

U.S. PATENT DOCUMENTS

- 4,649,909 A * 3/1987 Thompson 602/42
- D377,529 S * 1/1997 Nyqvist-Mayer D24/189
- D410,087 S * 5/1999 Dunshee et al. D24/189
- 6,090,403 A * 7/2000 Block et al. 424/447
- D433,140 S * 10/2000 Nielsen D24/189
- D454,955 S * 3/2002 Dunshee et al. D24/189
- 6,469,227 B1 * 10/2002 Cooke et al. 602/48

- D473,947 S * 4/2003 Jacobson D24/189
- D474,842 S * 5/2003 Wolsing et al. D24/189
- D495,419 S * 8/2004 Dunshee D24/189
- D511,005 S * 10/2005 Liedtke et al. D24/189
- D516,729 S * 3/2006 Liedtke et al. D24/189
- D573,260 S * 7/2008 Dunshee D24/189
- D578,651 S * 10/2008 Dunshee D24/189
- D604,423 S * 11/2009 Dunshee D24/189
- D605,299 S * 12/2009 Iwahashi et al. D24/189
- D611,156 S * 3/2010 Dunshee D24/189
- D618,810 S * 6/2010 Tanigawa et al. D24/189
- D625,017 S * 10/2010 Iwahashi et al. D24/189
- D646,789 S * 10/2011 Barth D24/189
- D672,464 S * 12/2012 Holm et al. D24/189
- D681,833 S * 5/2013 Samlaska D24/189

* cited by examiner

Primary Examiner — T. Chase Nelson

Assistant Examiner — Michelle E Wilson

(74) *Attorney, Agent, or Firm* — Crowell & Moring LLP

(57) **CLAIM**

The ornamental design for an adhesive skin patch, as shown and described.

DESCRIPTION

FIG. 1 is a front view of an adhesive skin patch according to the design;

FIG. 2 is a rear view thereof;

FIG. 3 is a right side view thereof;

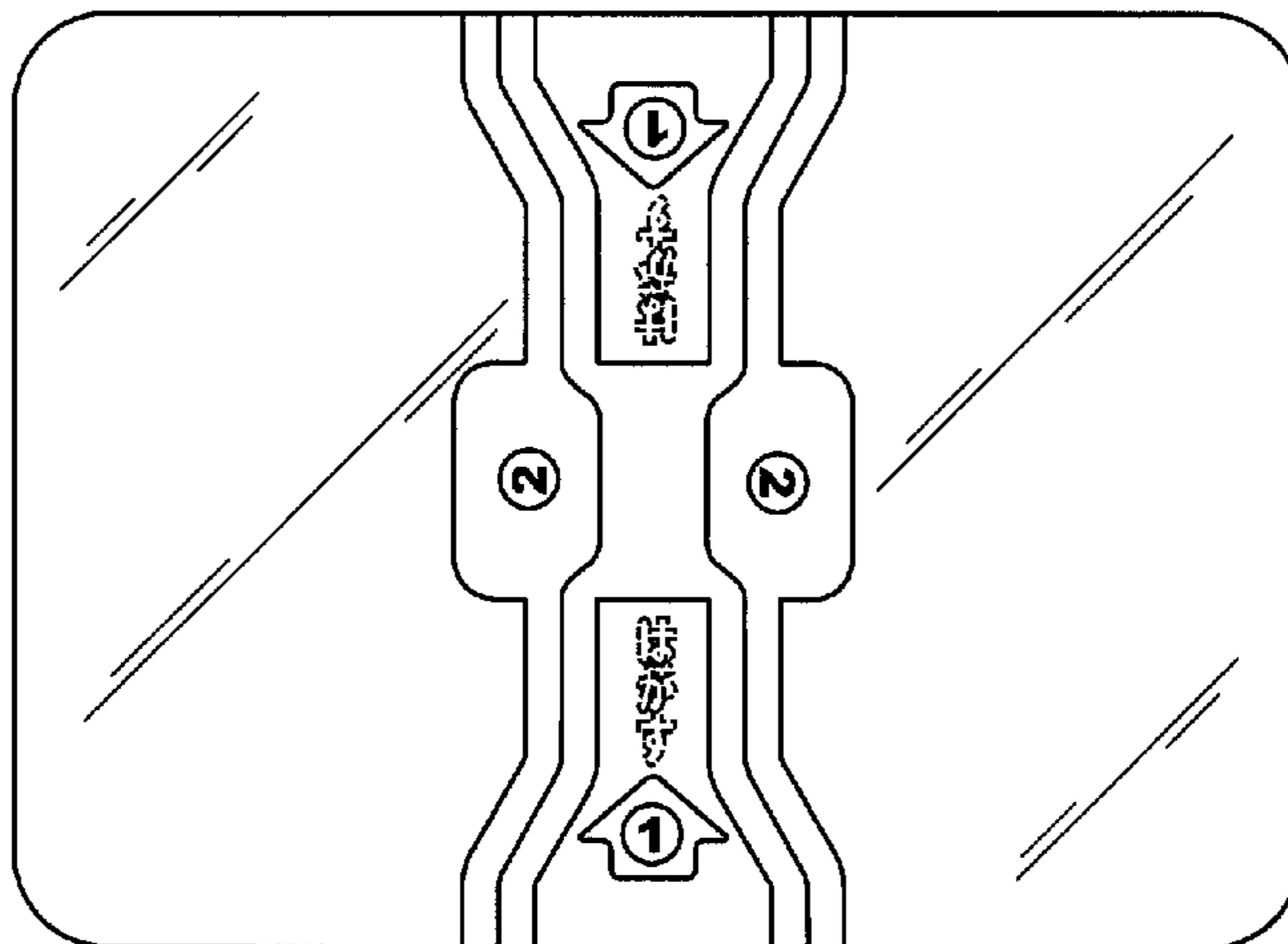
FIG. 4 is a left side view thereof;

FIG. 5 is a top view thereof; and,

FIG. 6 is a bottom view thereof.

The symbols shown in broken line going down the center of the design depict portions of the adhesive skin patch that form no part of the claimed design.

1 Claim, 2 Drawing Sheets



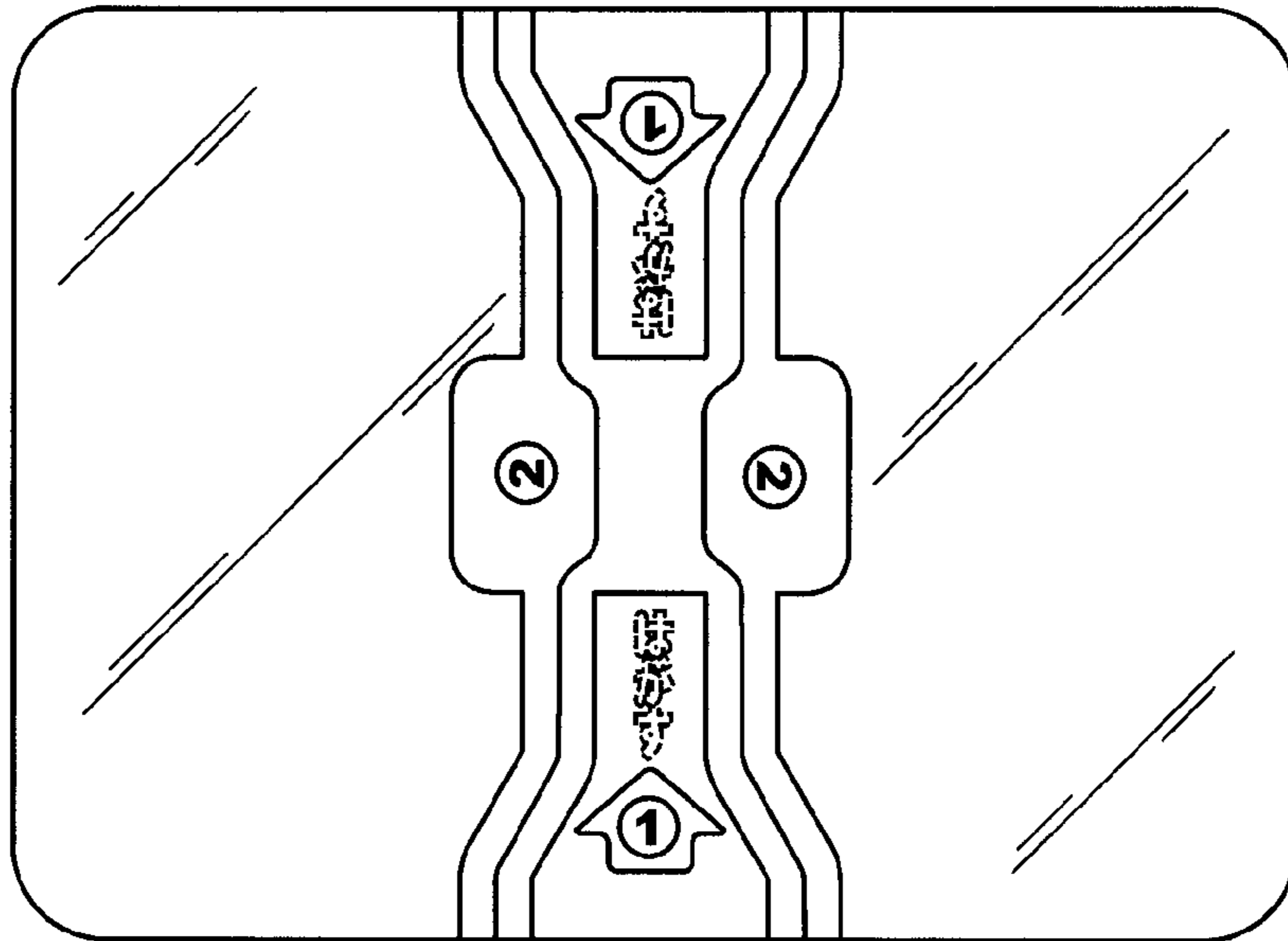


FIG. 1

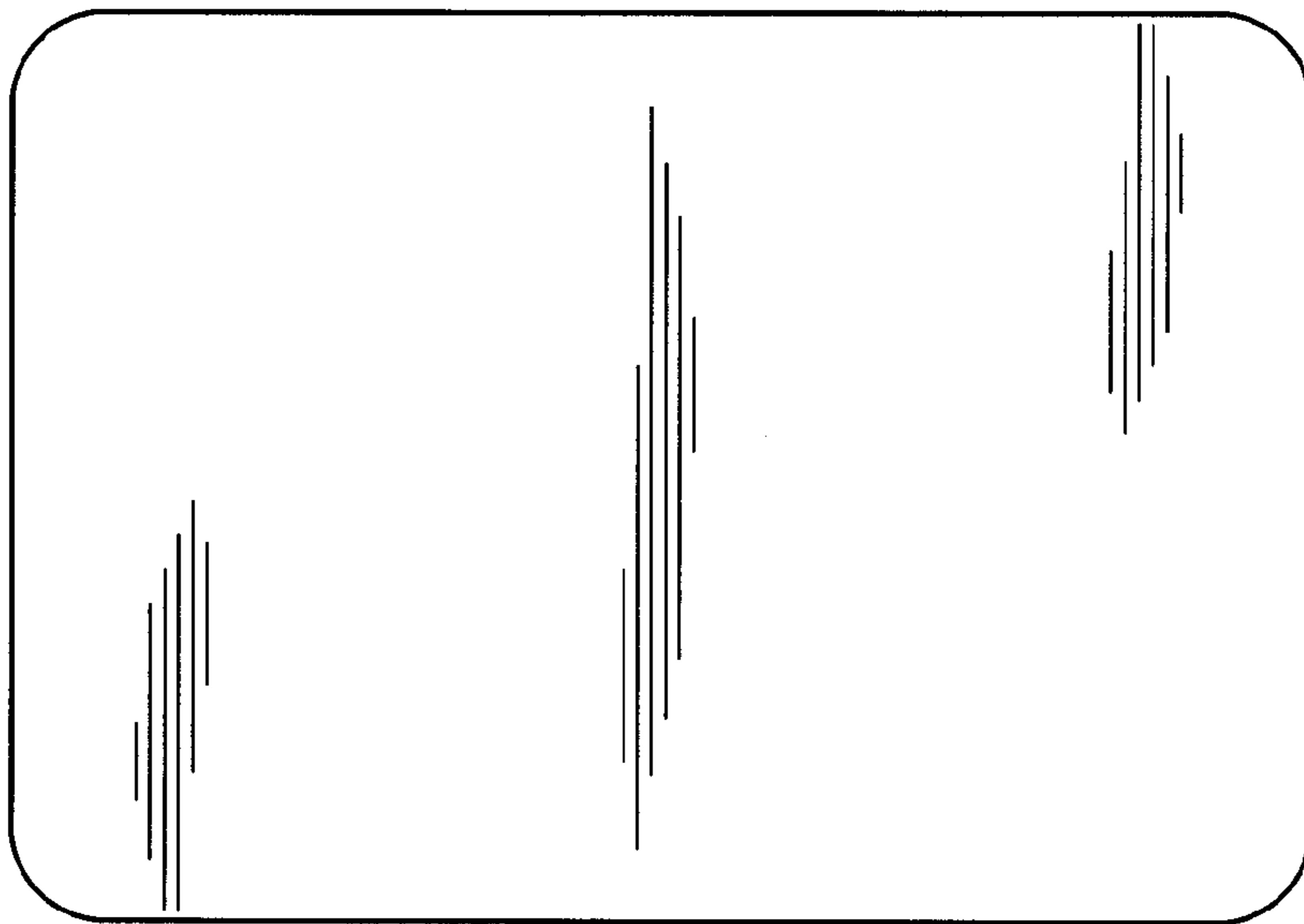


FIG. 2



FIG. 3

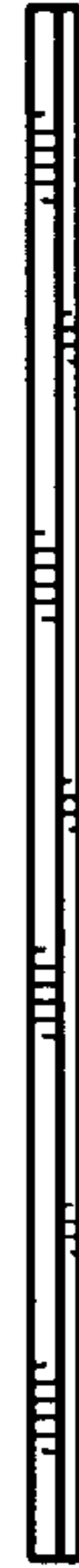


FIG. 4



FIG. 5



FIG. 6