



US00D704342S

(12) **United States Design Patent**  
**Mori et al.**

(10) **Patent No.:** **US D704,342 S**

(45) **Date of Patent:** **\*\* May 6, 2014**

(54) **MEDICAL PATCH**

(75) Inventors: **Tatsuya Mori**, Tosu Saga (JP); **Naoyuki Saida**, Tosu Saga (JP)

(73) Assignee: **Oishi Koseido Co., Ltd.**, Saga (JP)

(\*\*) Term: **14 Years**

(21) Appl. No.: **29/413,902**

(22) Filed: **Feb. 22, 2012**

(30) **Foreign Application Priority Data**

Aug. 23, 2011 (JP) ..... 2011-019096

(51) **LOC (10) Cl.** ..... **24-04**

(52) **U.S. Cl.**  
USPC ..... **D24/189**

(58) **Field of Classification Search**  
USPC ..... D24/128, 130, 188-189; 604/179-180,  
604/187, 227; 602/58-59; 128/DIG. 26  
See application file for complete search history.

(56) **References Cited**

**U.S. PATENT DOCUMENTS**

4,649,909 A \* 3/1987 Thompson ..... 602/42  
D377,529 S \* 1/1997 Nyqvist-Mayer ..... D24/189  
D410,087 S \* 5/1999 Dunshee et al. .... D24/189  
6,090,403 A \* 7/2000 Block et al. .... 424/447  
D433,140 S \* 10/2000 Nielsen ..... D24/189  
D454,955 S \* 3/2002 Dunshee et al. .... D24/189  
6,469,227 B1 \* 10/2002 Cooke et al. .... 602/48  
D473,947 S \* 4/2003 Jacobson ..... D24/189  
D474,842 S \* 5/2003 Wolsing et al. .... D24/189  
D495,419 S \* 8/2004 Dunshee ..... D24/189  
D511,005 S \* 10/2005 Liedtke et al. .... D24/189  
D516,729 S \* 3/2006 Liedtke et al. .... D24/189

D573,260 S \* 7/2008 Dunshee ..... D24/189  
D578,651 S \* 10/2008 Dunshee ..... D24/189  
D604,423 S \* 11/2009 Dunshee ..... D24/189  
D605,299 S \* 12/2009 Iwahashi et al. .... D24/189  
D611,156 S \* 3/2010 Dunshee ..... D24/189  
D618,810 S \* 6/2010 Tanigawa et al. .... D24/189  
D625,017 S \* 10/2010 Iwahashi et al. .... D24/189  
D646,789 S \* 10/2011 Barth ..... D24/189  
D672,464 S \* 12/2012 Holm et al. .... D24/189  
D681,833 S \* 5/2013 Samlaska ..... D24/189

**FOREIGN PATENT DOCUMENTS**

JP 1987-50623 3/1987  
JP 1989-165023 11/1989  
JP 1993-54515 7/1993  
JP 1175030 4/2003

\* cited by examiner

*Primary Examiner* — T. Chase Nelson

*Assistant Examiner* — Michelle E Wilson

(74) *Attorney, Agent, or Firm* — Fay Sharpe LLP

(57) **CLAIM**

The ornamental design for a medical patch, as shown and described.

**DESCRIPTION**

FIG. 1 is a side elevational view of a medical patch according to our new design, the opposing side being a mirror image thereof;

FIG. 2 is a top plan view thereof;

FIG. 3 is an end elevational view thereof, with the opposing end being a mirror image thereof;

FIG. 4 is a bottom plan view thereof; and,

FIG. 5 is a top perspective view thereof, with a cover layer being partially lifted away.

**1 Claim, 2 Drawing Sheets**





FIG. 1

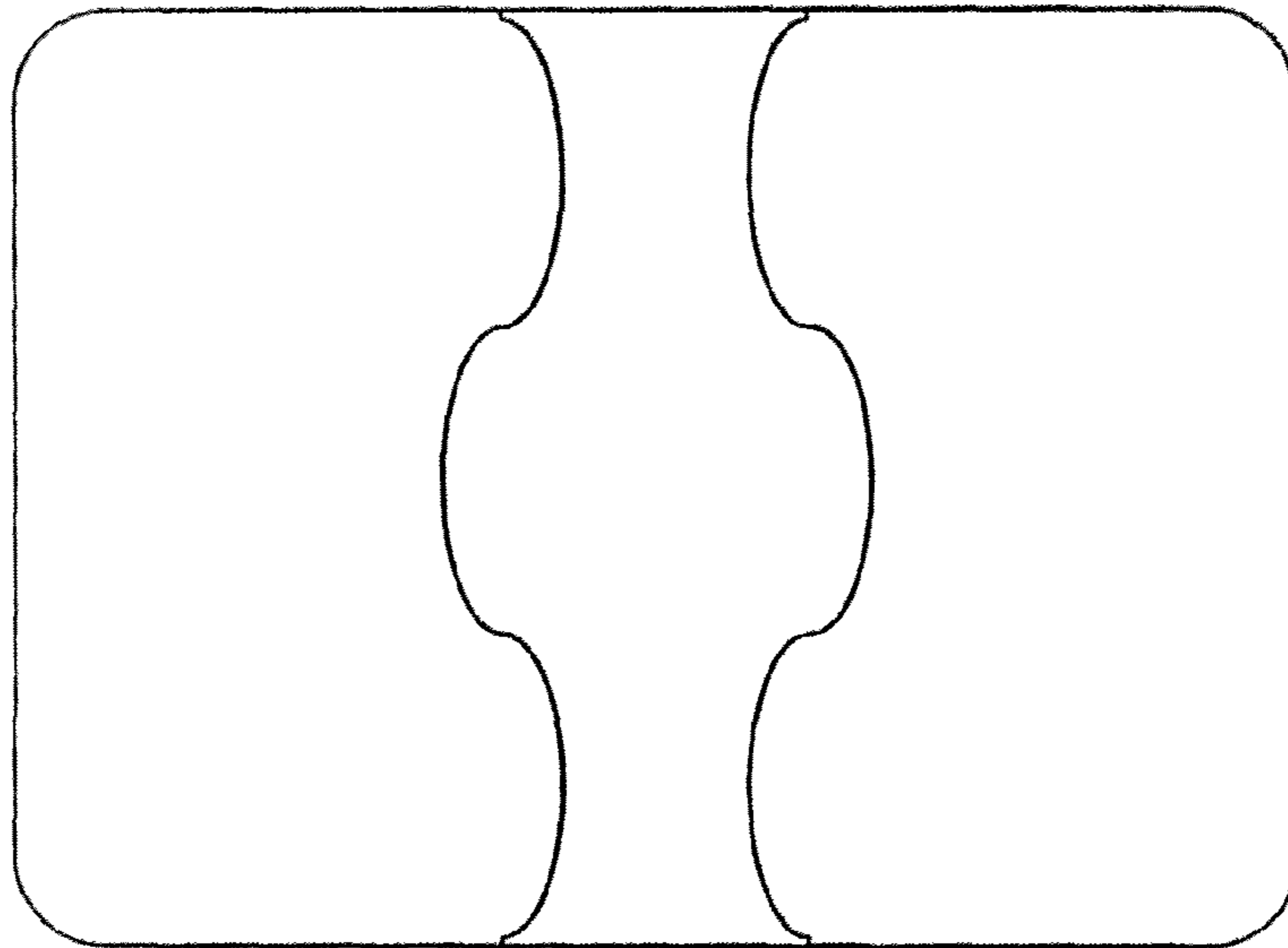


FIG. 2



FIG. 3




FIG. 4

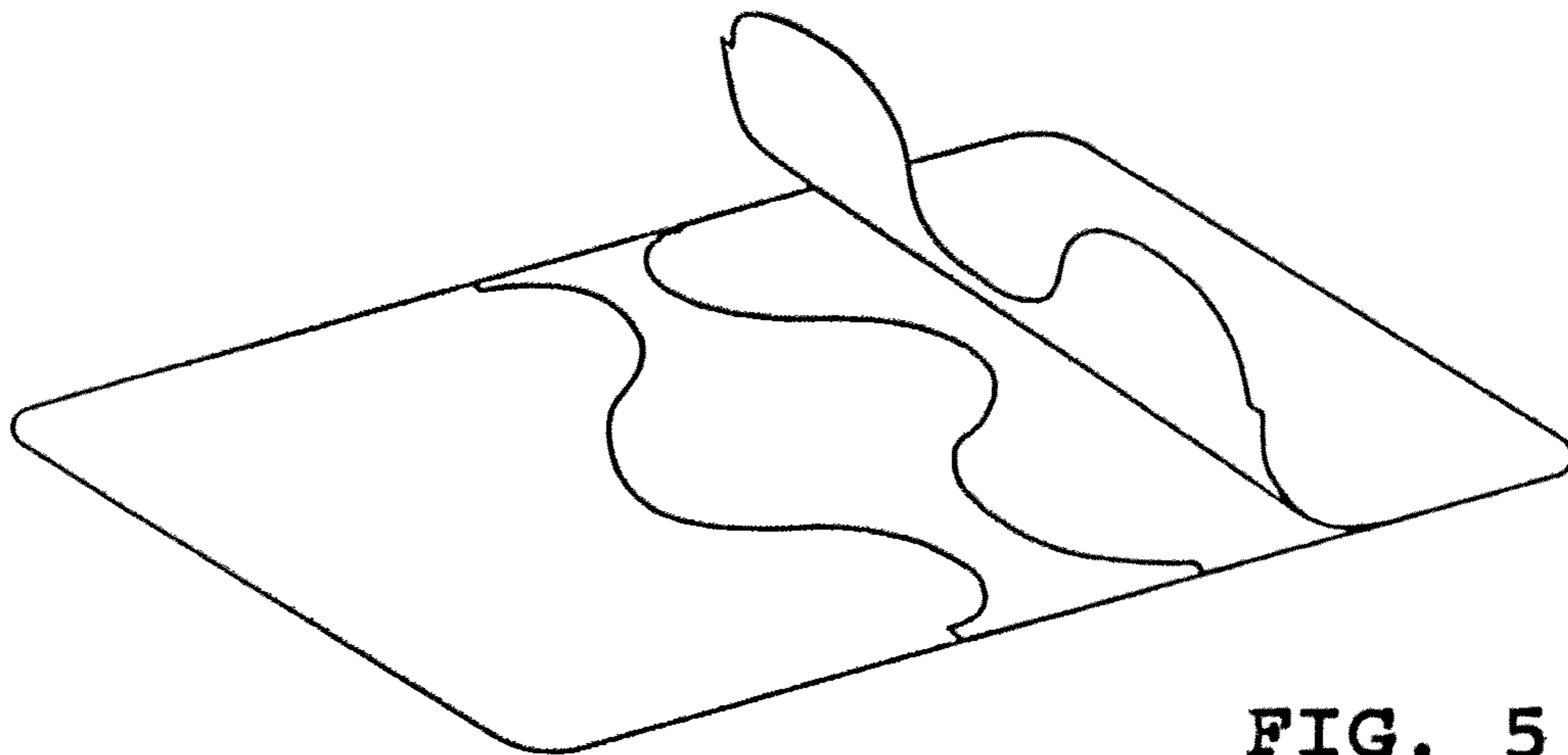


FIG. 5