



US00D704322S

(12) **United States Design Patent**
Frank, Jr. et al.

(10) **Patent No.:** **US D704,322 S**

(45) **Date of Patent:** **** May 6, 2014**

(54) **VEHICLE AIR FRESHENER**

(71) Applicants: **Weston John Frank, Jr.**, New Braunfels, TX (US); **Edward Miller**, McQueeney, TX (US)

(72) Inventors: **Weston John Frank, Jr.**, New Braunfels, TX (US); **Edward Miller**, McQueeney, TX (US)

(**) Term: **14 Years**

(21) Appl. No.: **29/467,510**

(22) Filed: **Sep. 19, 2013**

(51) **LOC (10) Cl.** **28-99**

(52) **U.S. Cl.**
USPC **D23/367**

(58) **Field of Classification Search**
USPC D23/355-369; D28/5, 6; 261/DIG. 17, 261/DIG. 42, DIG. 65, DIG. 88, DIG. 89; 392/386, 390, 394, 395; 239/34, 44, 239/53, 55, 56, 326; D26/14, 17, 98, 9, 22, D26/24; D11/131.1; D7/509, 522, 524, 537
See application file for complete search history.

(56) **References Cited**

U.S. PATENT DOCUMENTS

3,065,915 A * 11/1962 Samann 239/35
D223,578 S * 5/1972 Labrecque D23/368

D439,321 S * 3/2001 Matthew et al. D23/366
D459,795 S * 7/2002 Moran D23/367
D464,417 S * 10/2002 Nelson D23/367
D476,726 S * 7/2003 Rosenberg D23/366
D589,603 S * 3/2009 Parkinson D23/367
D616,974 S * 6/2010 Hakim D23/367
D631,147 S * 1/2011 Earl D23/367
D665,487 S * 8/2012 Warzocha D23/367
D682,408 S * 5/2013 Knopow et al. D23/366
D688,782 S * 8/2013 Elhalwani D23/366

* cited by examiner

Primary Examiner — Sandra Snapp

(57) **CLAIM**

The ornamental design for a vehicle air freshener, as shown and described.

DESCRIPTION

FIG. 1 is a perspective front view of the vehicle air freshener; FIG. 2 is a front elevation view of the vehicle air freshener; FIG. 3 is a rear elevation view of the vehicle air freshener; FIG. 4 is a left side elevation view of the vehicle air freshener; FIG. 5 is a right side elevation view of the vehicle air freshener; FIG. 6 is a top plan view of the vehicle air freshener; and, FIG. 7 is a bottom plan view of the vehicle air freshener. The text "Tea Party" is shown in broken lines for illustrative purposes only and forms no part of the claimed design.

1 Claim, 2 Drawing Sheets

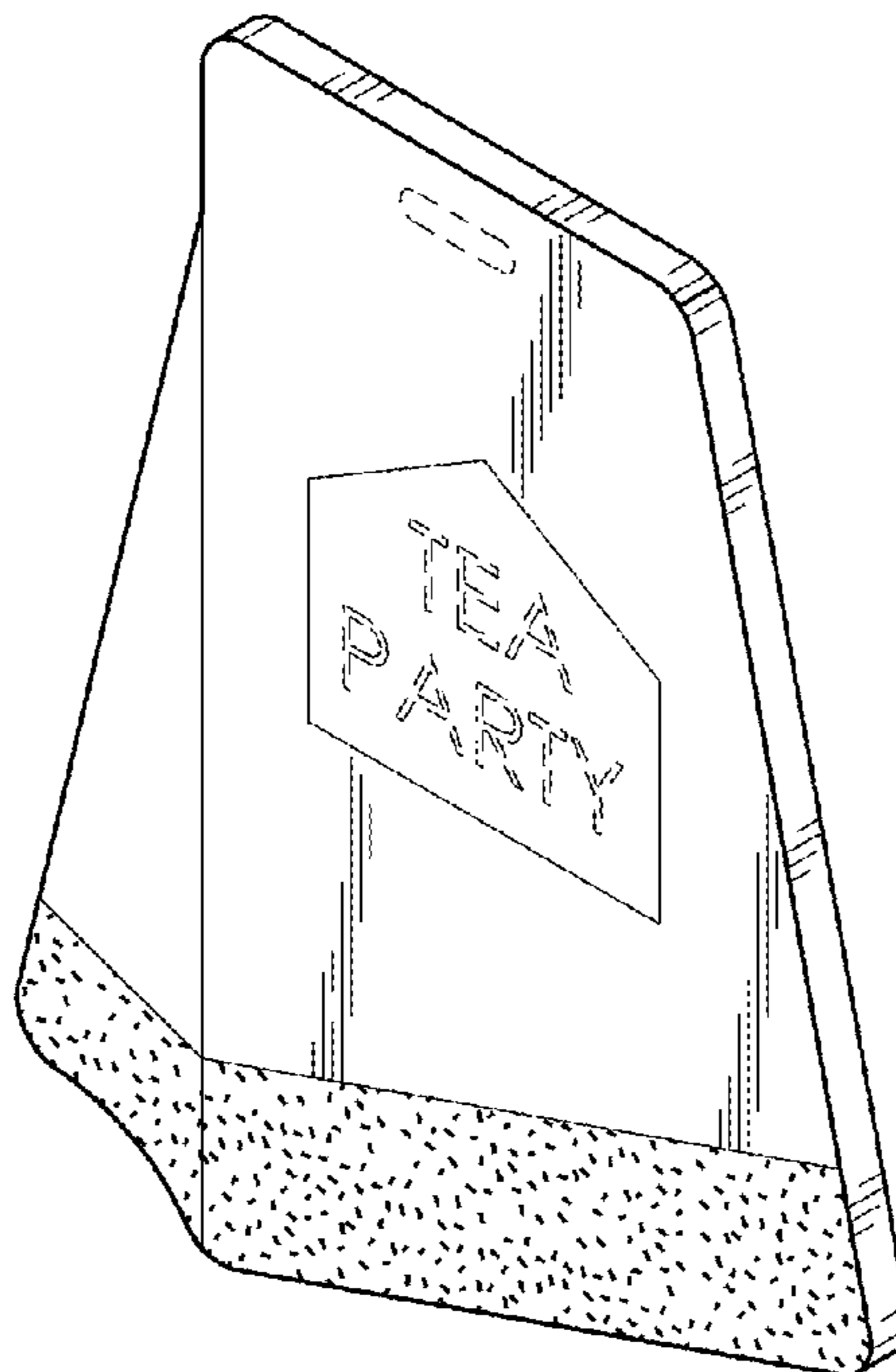


FIG. 1

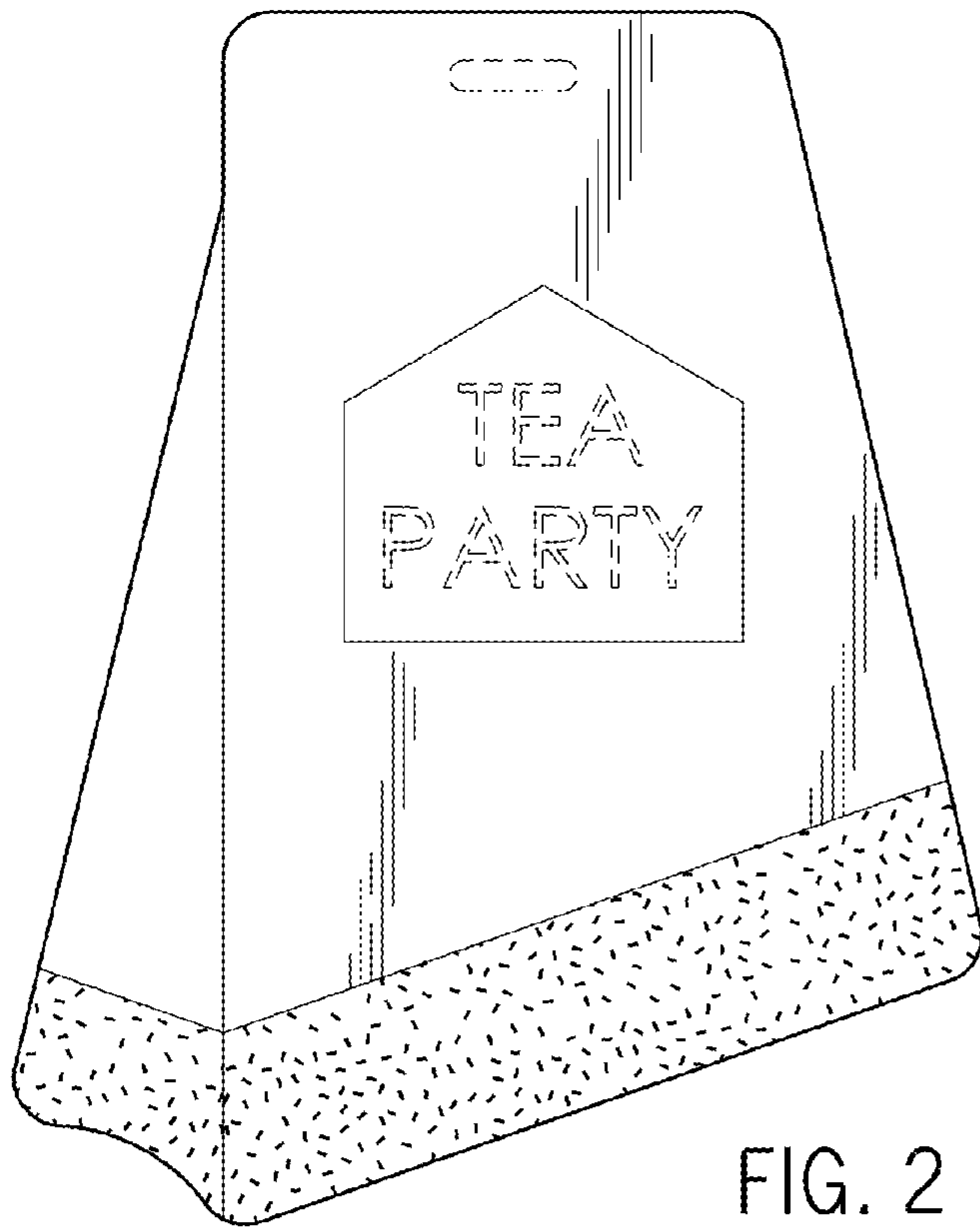



FIG. 2

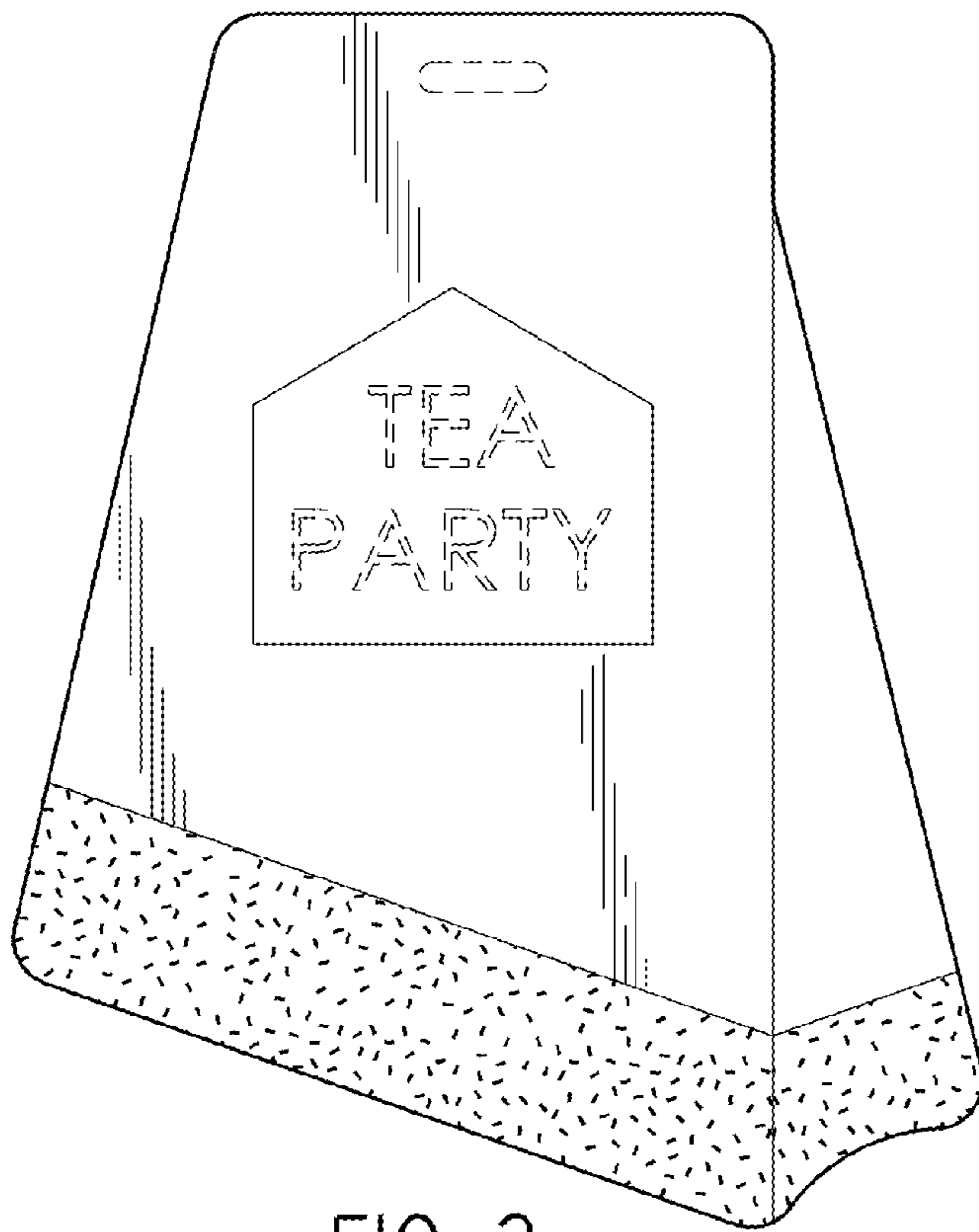


FIG. 3



FIG. 4



FIG. 5




FIG. 6




FIG. 7