



US00D704320S

(12) **United States Design Patent**
Li

(10) **Patent No.:** **US D704,320 S**

(45) **Date of Patent:** **** May 6, 2014**

(54) **MOVABLE AIR CONDITIONER**

D495,043 S * 8/2004 Gatchell et al. D23/364
D536,429 S * 2/2007 Bushee D23/333
D590,488 S * 4/2009 Chiu D23/333

(71) Applicant: **Gree Electric Appliances, Inc. of Zhuhai**, Guangdong (CN)

* cited by examiner

(72) Inventor: **Wenjun Li**, Guangdong (CN)

Primary Examiner — Brian N Vinson

(73) Assignee: **Gree Electric Appliances, Inc. Of Zhuhai**, Guangdong (CN)

(74) *Attorney, Agent, or Firm* — Koppel, Patrick, Heybl & Philpott

(**) Term: **14 Years**

(57) **CLAIM**

(21) Appl. No.: **29/455,729**

The ornamental design for a movable air conditioner, as shown and described herein.

(22) Filed: **May 23, 2013**

DESCRIPTION

(30) **Foreign Application Priority Data**

Mar. 29, 2013 (CN) 2013 3 0091253

(51) **LOC (10) Cl.** **23-04**

(52) **U.S. Cl.**
USPC **D23/333**

(58) **Field of Classification Search**
USPC D23/333, 351-354, 364; 62/262-263, 62/259.1, 261, 297, 324.1, 371, 401, 62/457.1; 312/31, 401, 236, 249.1
See application file for complete search history.

FIG. 1 is a top, front, left side, perspective view of a movable air conditioner according to one embodiment of the present invention.

FIG. 2 is a top plan view of one side of the movable air conditioner shown in FIG. 1.

FIG. 3 is a bottom plan view of the moveable air conditioner shown in FIG. 1.

FIG. 4 is front elevation view of the movable air conditioner shown in FIG. 1.

FIG. 5 is a right side elevation view of the movable air conditioner shown in FIG. 1.

FIG. 6 is a left side elevation view of the movable air conditioner shown in FIG. 1; and,

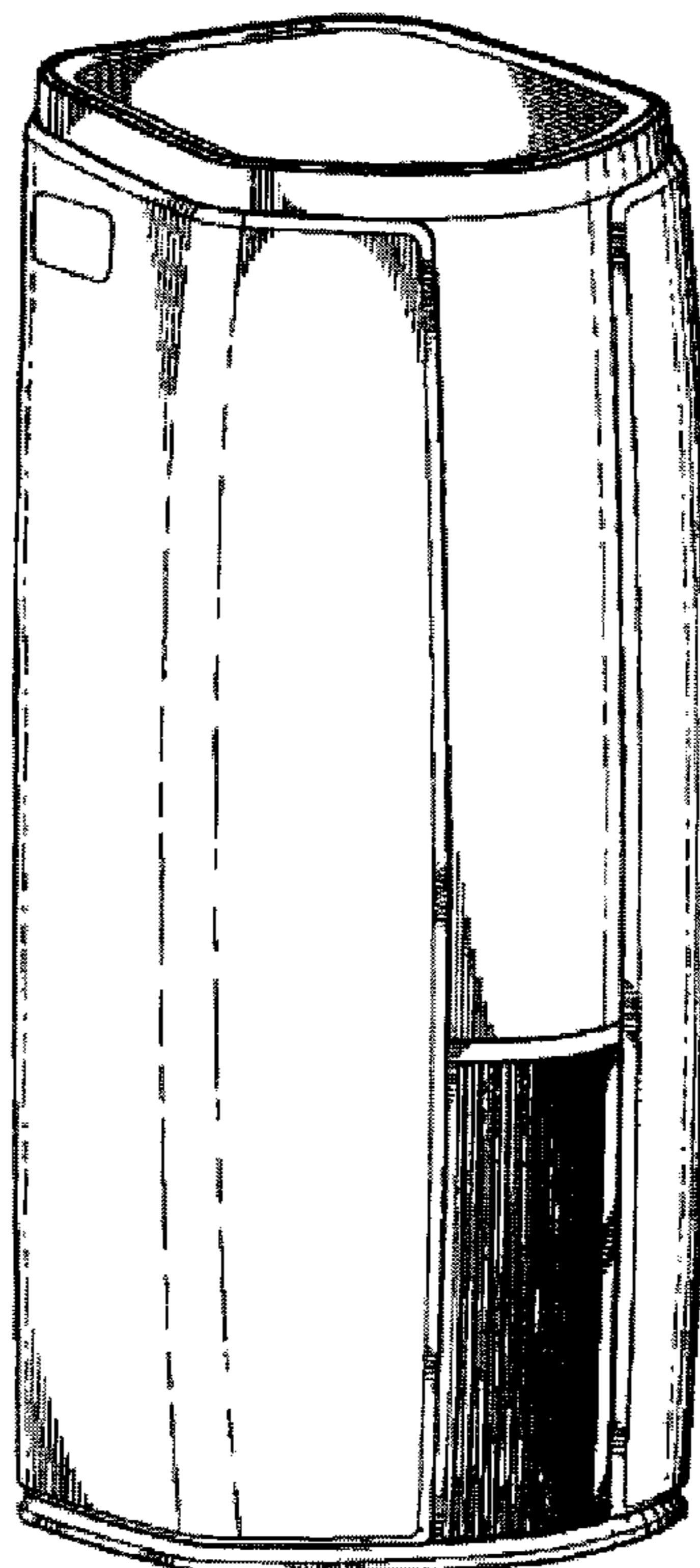
FIG. 7 is a rear elevation view of the movable air conditioner shown in FIG. 1.

(56) **References Cited**

U.S. PATENT DOCUMENTS

D437,039 S * 1/2001 Yamazaki et al. D23/364
D462,430 S * 9/2002 Christianson D23/364

1 Claim, 3 Drawing Sheets



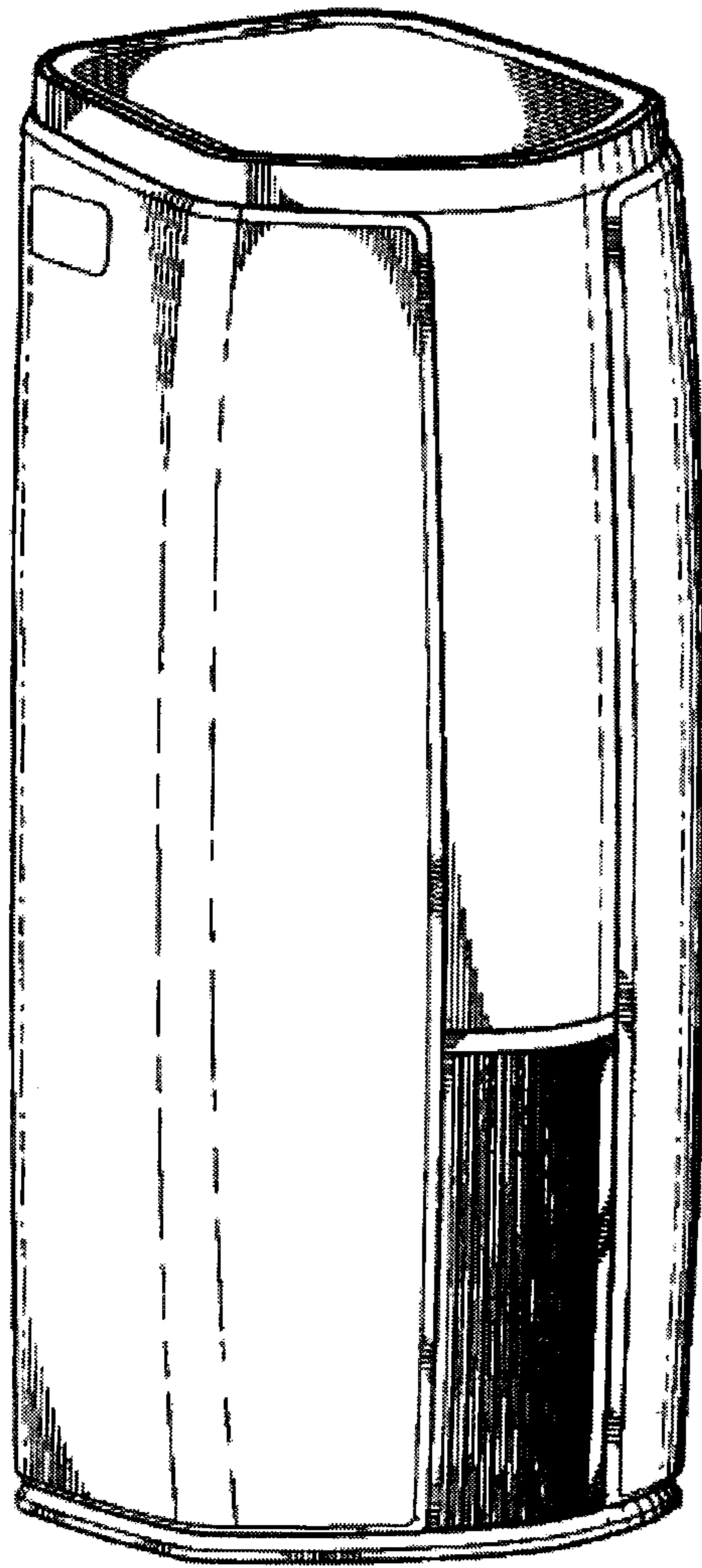


FIG. 1

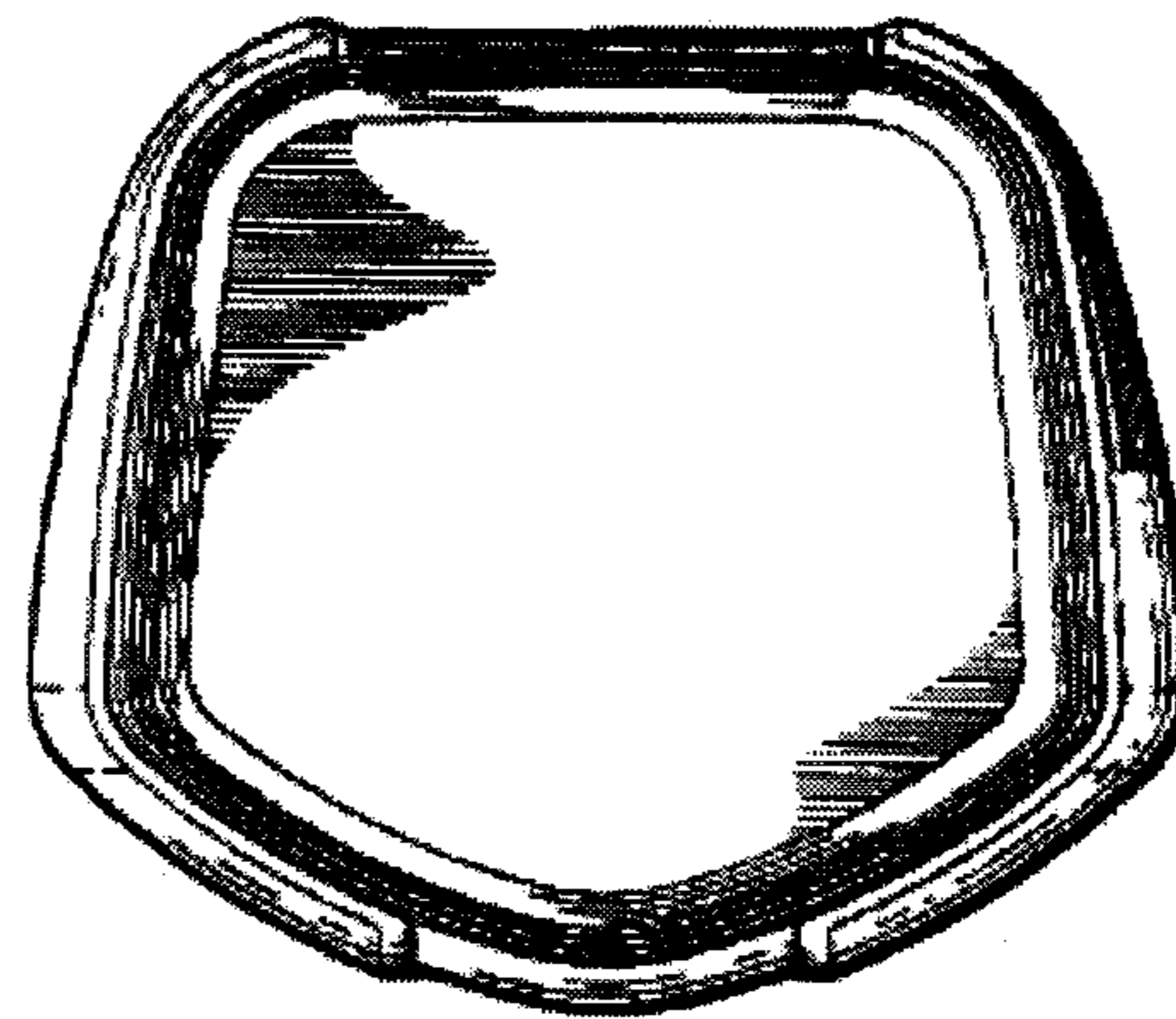


FIG. 2

FIG. 3

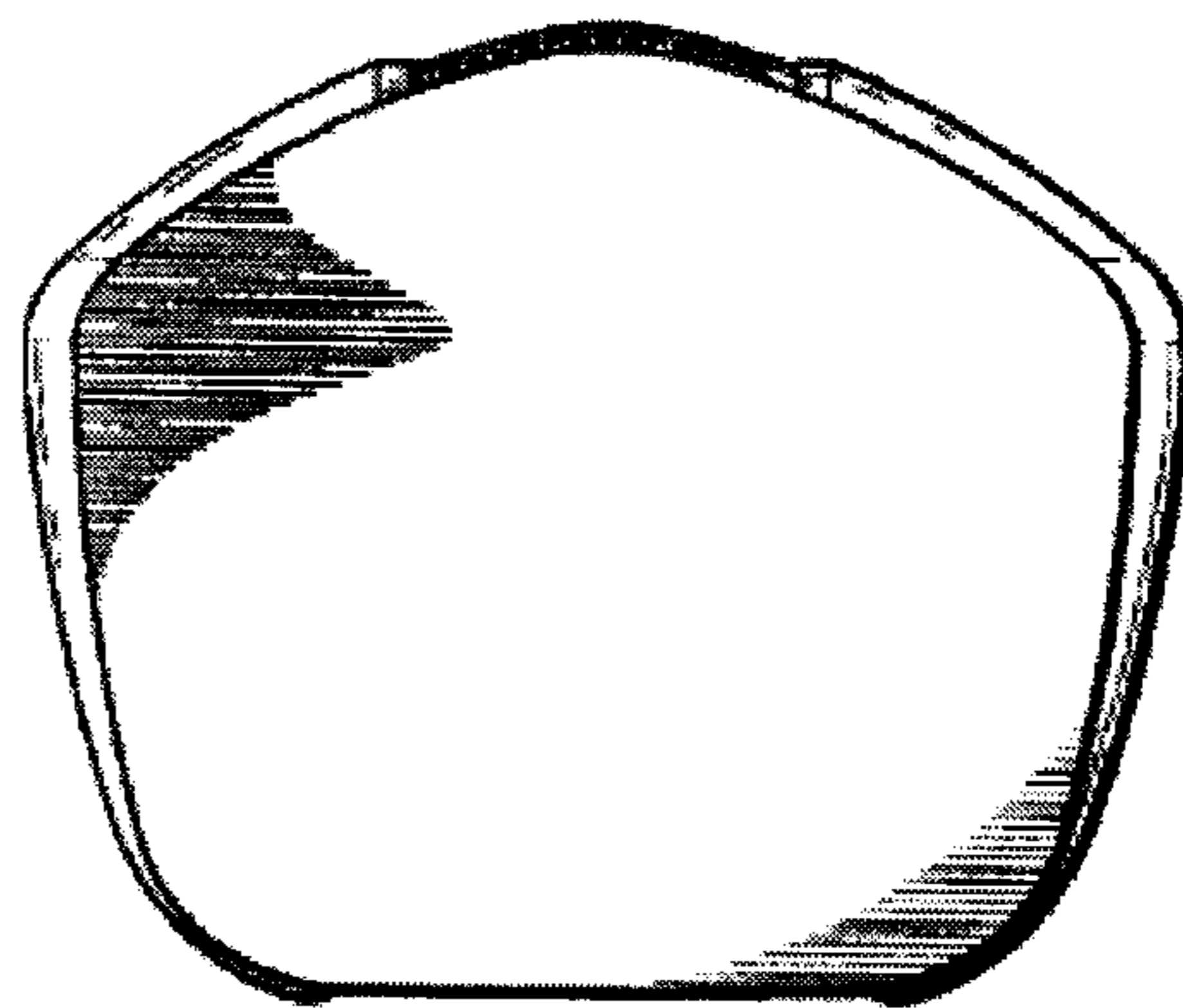


FIG. 4

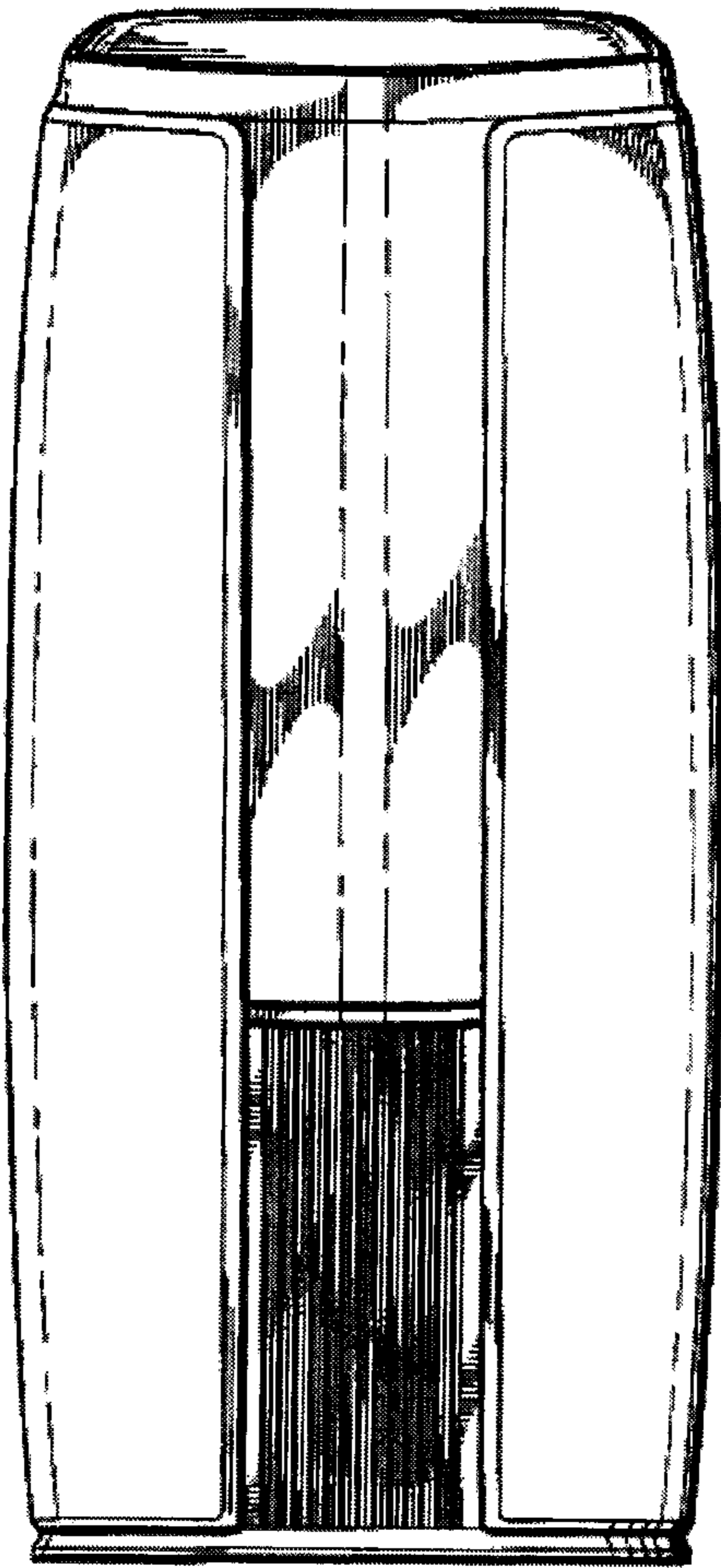


FIG. 5




FIG. 6




FIG. 7

