

US00D704309S

(12) **United States Design Patent**
Lee

(10) **Patent No.:** **US D704,309 S**
(45) **Date of Patent:** **** May 6, 2014**

(54) **FAUCET HANDLE EXTENDER**

(71) Applicant: **Peachy LLC**, Alamo, CA (US)

(72) Inventor: **Susanna Lee**, Alamo, CA (US)

(73) Assignee: **Peachy LLC**, Alamo, CA (US)

(**) Term: **14 Years**

(21) Appl. No.: **29/433,297**

(22) Filed: **Sep. 27, 2012**

(51) **LOC (10) Cl.** **23-01**

(52) **U.S. Cl.**

USPC **D23/251**; D21/608

(58) **Field of Classification Search**

USPC D23/238, 241–243, 251, 249;
4/675–678; 137/801; D21/608

See application file for complete search history.

(56) **References Cited**

U.S. PATENT DOCUMENTS

D412,966 S * 8/1999 Albea D23/249
D514,631 S * 2/2006 Schechter D21/608

D530,789 S * 10/2006 Holmes D23/249
D639,383 S * 6/2011 Holbrook D21/608
D672,436 S * 12/2012 Ewers D23/249

* cited by examiner

Primary Examiner — Robert Delehanty

(74) *Attorney, Agent, or Firm* — Kwan & Olynick LLP

(57) **CLAIM**

The ornamental design for a faucet handle extender, as shown and described.

DESCRIPTION

FIG. 1 is a front-top perspective view of a faucet handle extender according to an embodiment of the present disclosure;

FIG. 2 is a top view thereof;

FIG. 3 is a bottom view thereof;

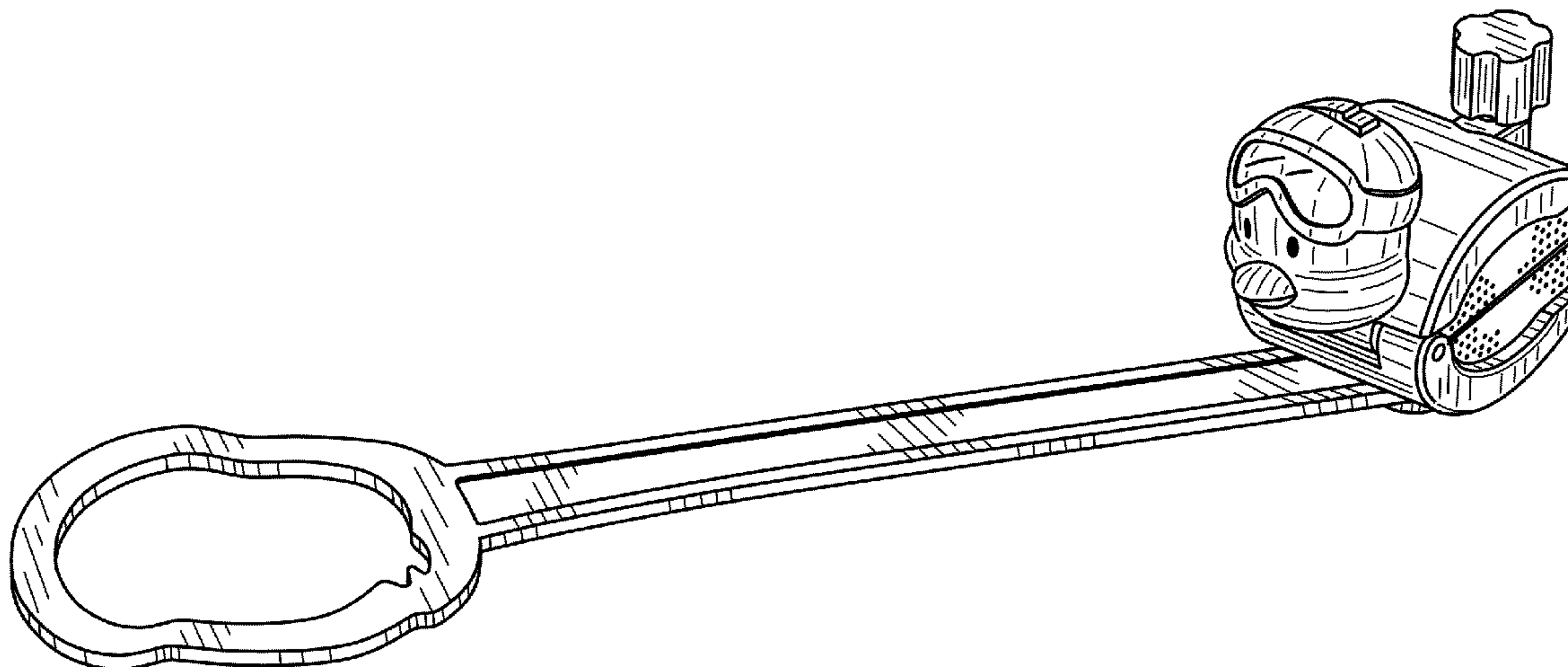
FIG. 4 is a first side view thereof;

FIG. 5 is a second side view thereof;

FIG. 6 is a front view thereof; and,

FIG. 7 is a back view thereof.

1 Claim, 7 Drawing Sheets



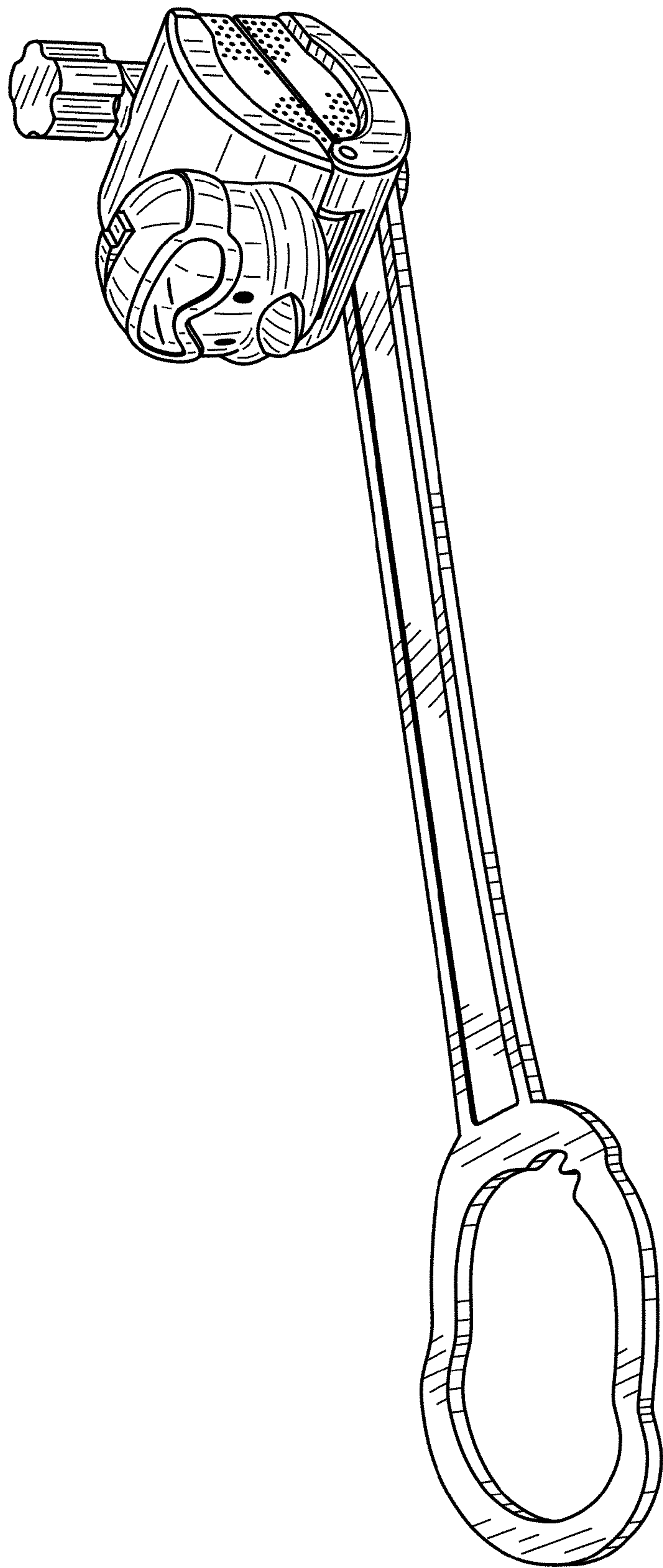


FIG. 1

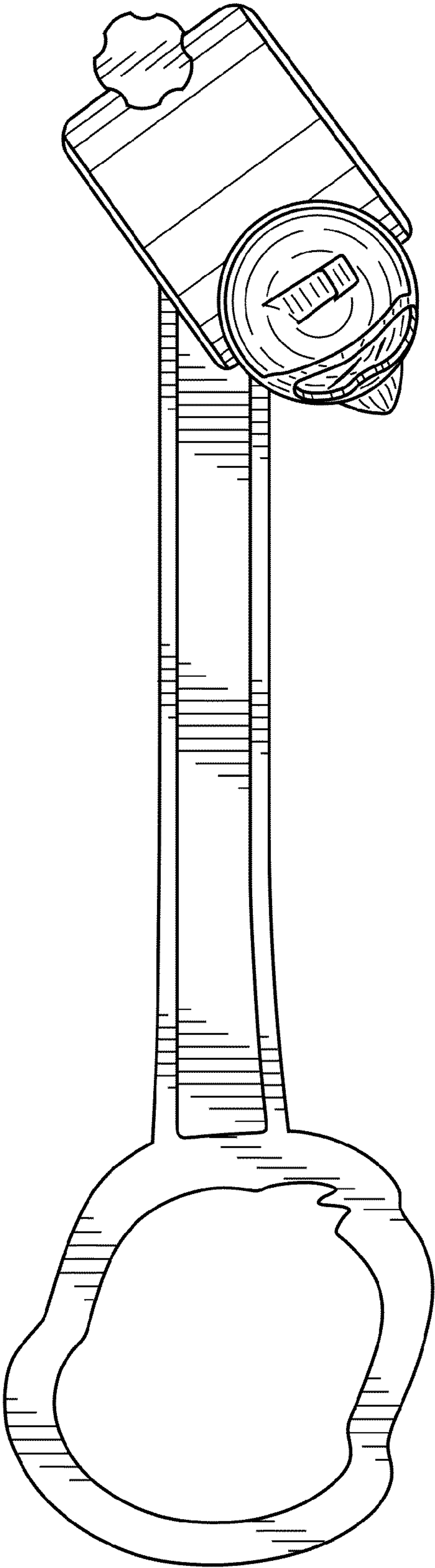


FIG. 2

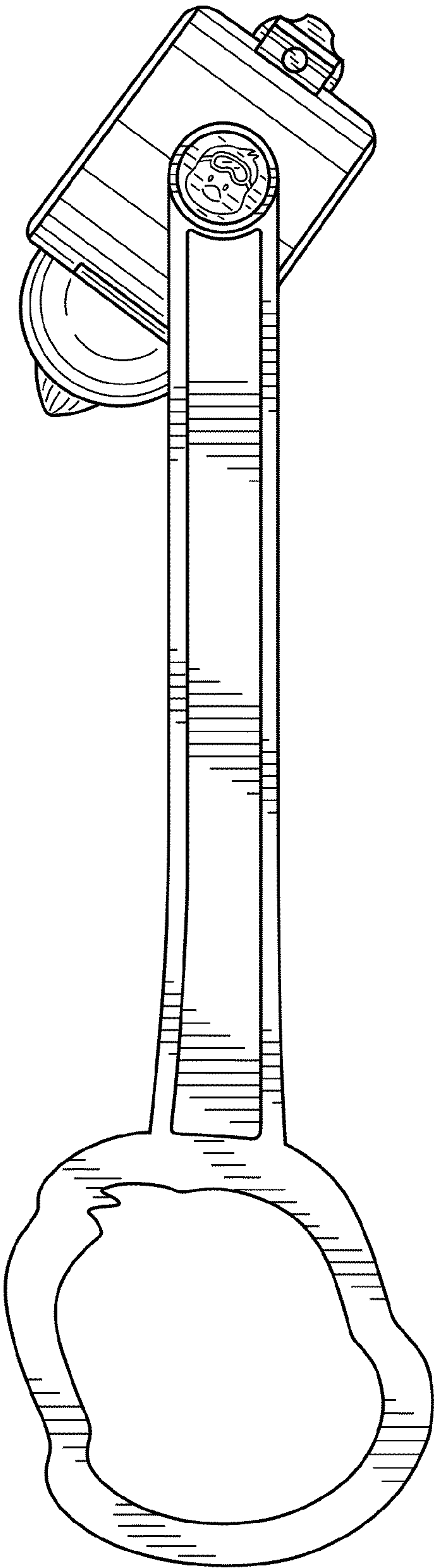


FIG. 3




FIG. 4




FIG. 5




FIG. 6




FIG. 7