



US00D704293S

(12) **United States Design Patent**  
**Mullen et al.**

(10) **Patent No.:** **US D704,293 S**  
(45) **Date of Patent:** **\*\* \*May 6, 2014**

(54) **RAPID ACCESS MAGAZINE POD**  
(76) Inventors: **Douglas B Mullen**, Austin, TX (US);  
**Daniel R Zientara**, Lakeville, MN (US)

(\* ) Notice: This patent is subject to a terminal disclaimer.

(\*\*) Term: **14 Years**

(21) Appl. No.: **29/372,989**

(22) Filed: **Feb. 14, 2011**

(51) **LOC (10) Cl.** ..... **22-01**

(52) **U.S. Cl.**  
USPC ..... **D22/108**

(58) **Field of Classification Search**  
USPC ..... D22/110-116; D21/572-573; 124/66,  
124/67, 74; 42/51, 71.01, 75.01, 75.02, 90,  
42/94; 362/110; 89/40.06, 37.04, 33.04,  
89/191.01; 224/931; D3/222-225  
See application file for complete search history.

(56) **References Cited**

**U.S. PATENT DOCUMENTS**

1,392,551 A \* 10/1921 Batchelder ..... 224/683  
4,484,404 A \* 11/1984 Johnson ..... 42/90  
6,202,908 B1 \* 3/2001 Groover ..... 224/239

6,668,479 B1 \* 12/2003 Obong ..... 42/90  
6,698,129 B1 \* 3/2004 Hanks ..... 42/90  
7,073,285 B2 \* 7/2006 Obong ..... 42/90  
D574,147 S \* 8/2008 Zusman ..... D3/222  
7,497,043 B2 \* 3/2009 Clifton et al. .... 42/49.01  
7,562,482 B1 \* 7/2009 Johnson ..... 42/90  
D601,339 S \* 10/2009 Zusman ..... D3/222  
D642,793 S \* 8/2011 Rogers et al. .... D3/222  
8,011,544 B1 \* 9/2011 Howell ..... 224/668  
2011/0107645 A1 \* 5/2011 Faifer ..... 42/90

\* cited by examiner

*Primary Examiner* — Michael A Pratt

(74) *Attorney, Agent, or Firm* — Sonya C. Harris; Invention Services

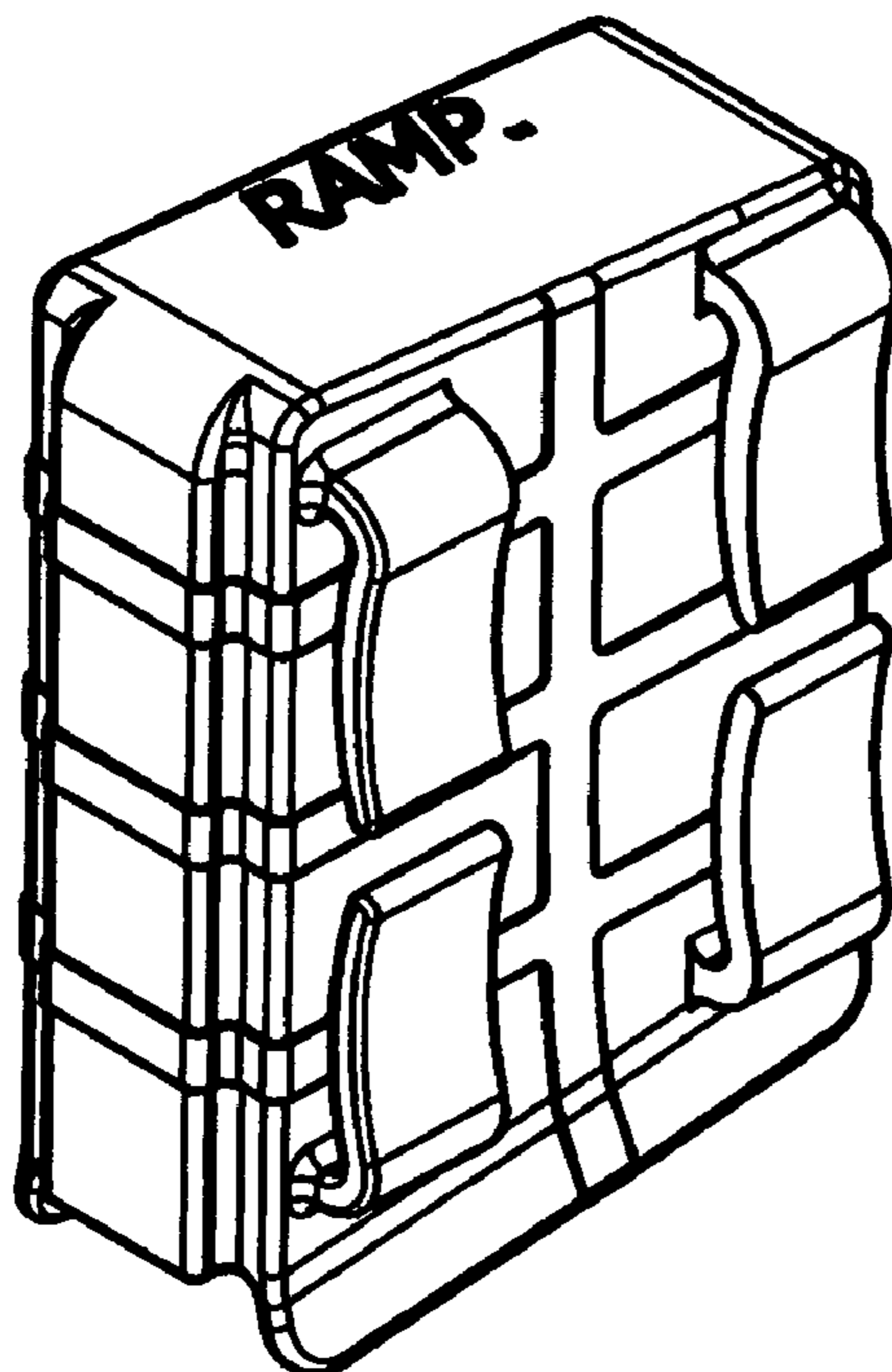
(57) **CLAIM**

The ornamental design for a rapid access magazine pod, as shown and described.

**DESCRIPTION**

FIG. 1 is a top, right, front perspective view of our design;  
FIG. 2 is a top plan view of our design;  
FIG. 3 is front elevational view of our design;  
FIG. 4 is a rear elevational view of our design;  
FIG. 5 is a left side elevational view of our design;  
FIG. 6 is a right side elevational view of our design;  
FIG. 7 is a bottom, left front perspective view of our design;  
FIG. 8 is a bottom view of our design; and,  
FIG. 9 is a top, left rear perspective view of our design.

**1 Claim, 3 Drawing Sheets**



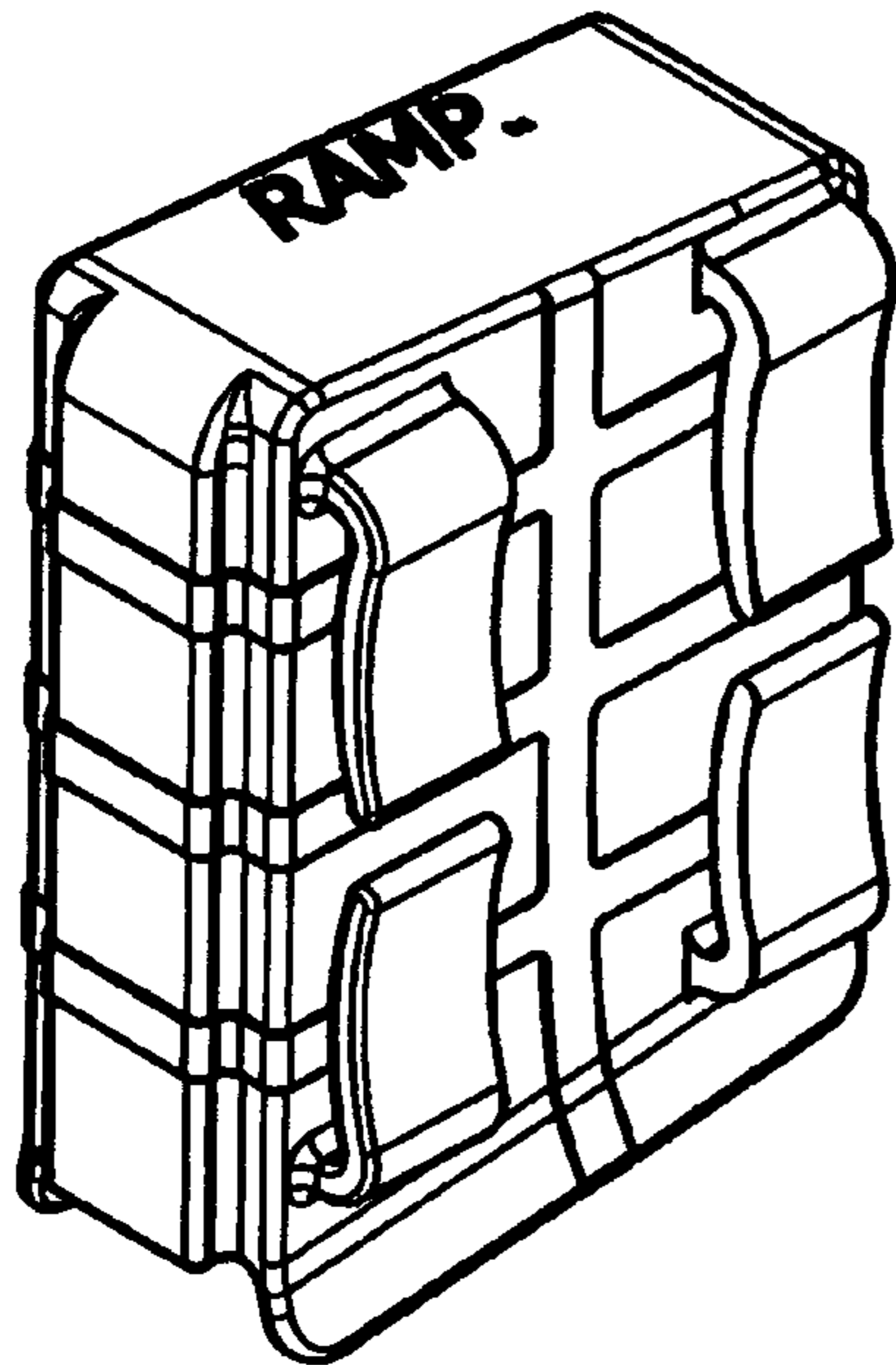


FIG. 1

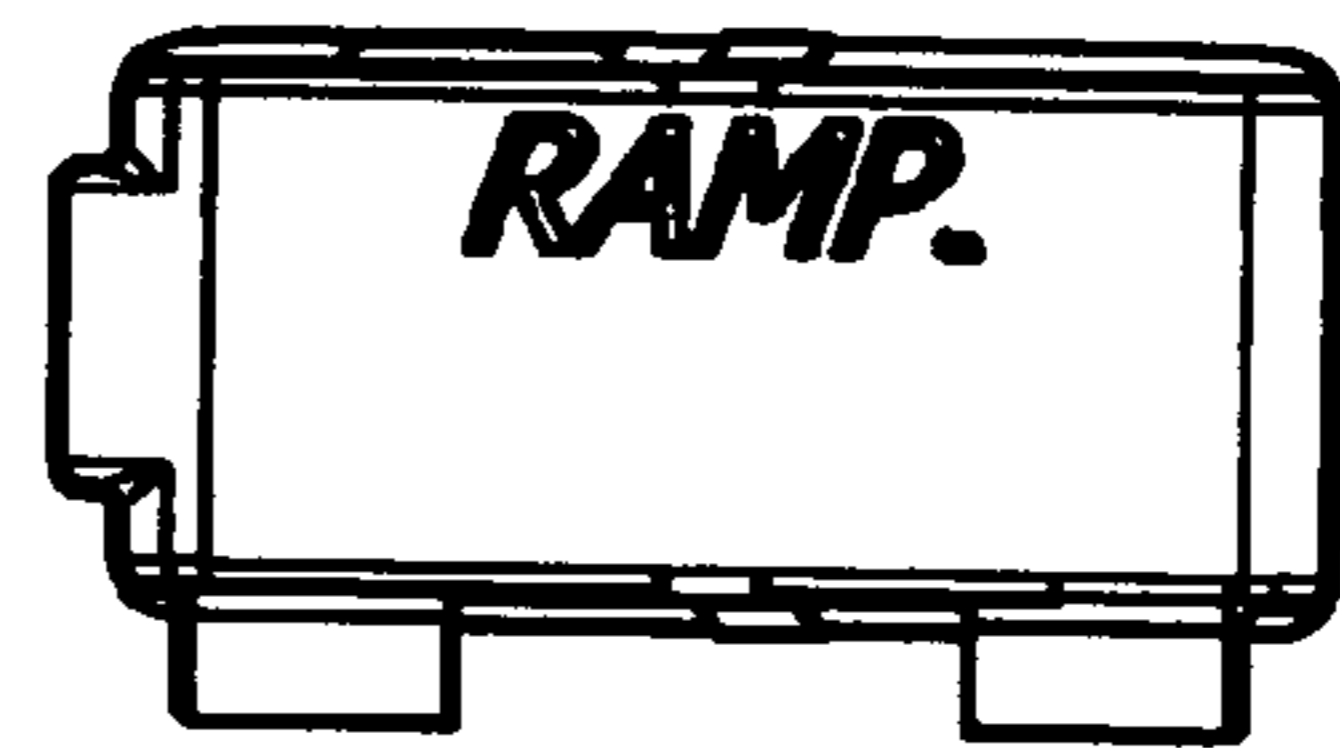


FIG. 2




FIG. 3

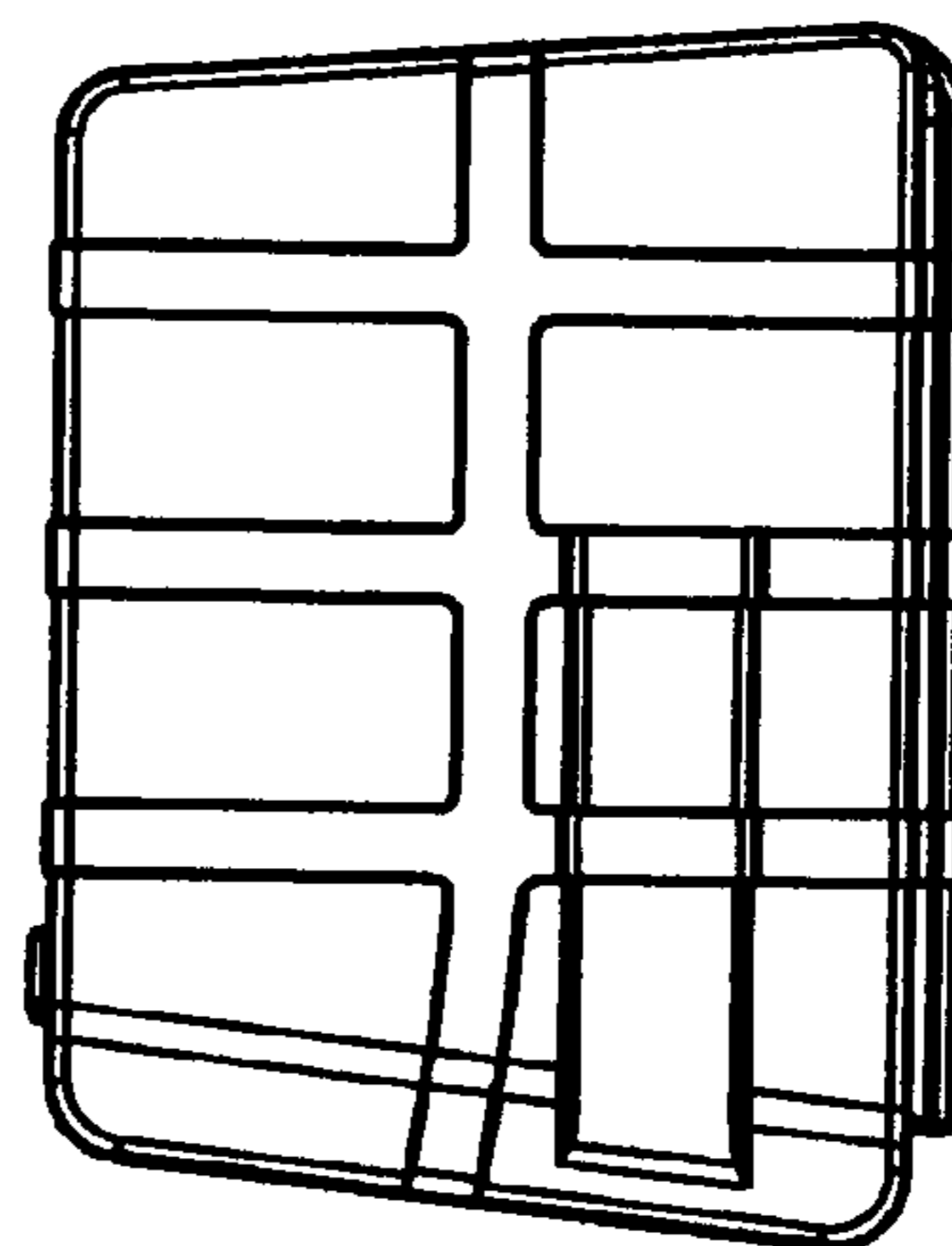


FIG. 4

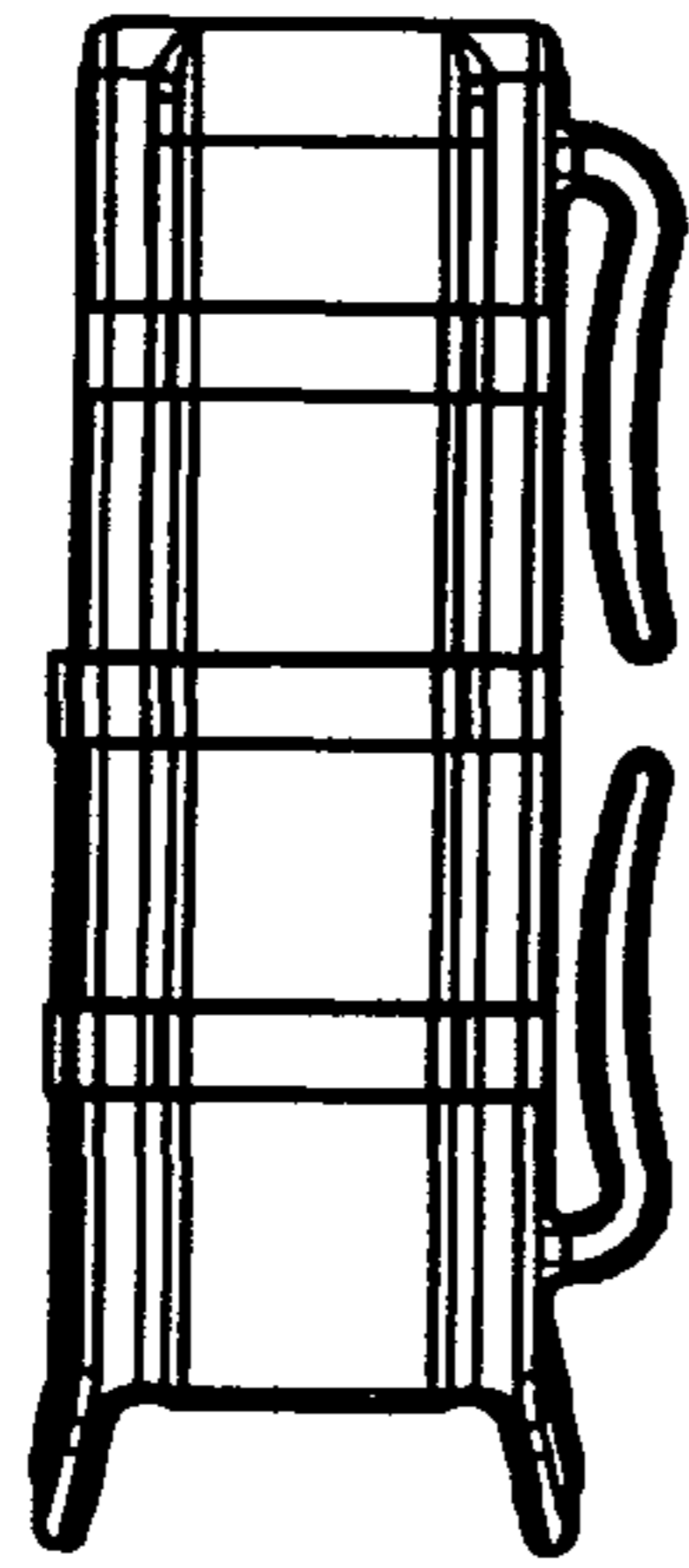


FIG. 5




FIG. 6

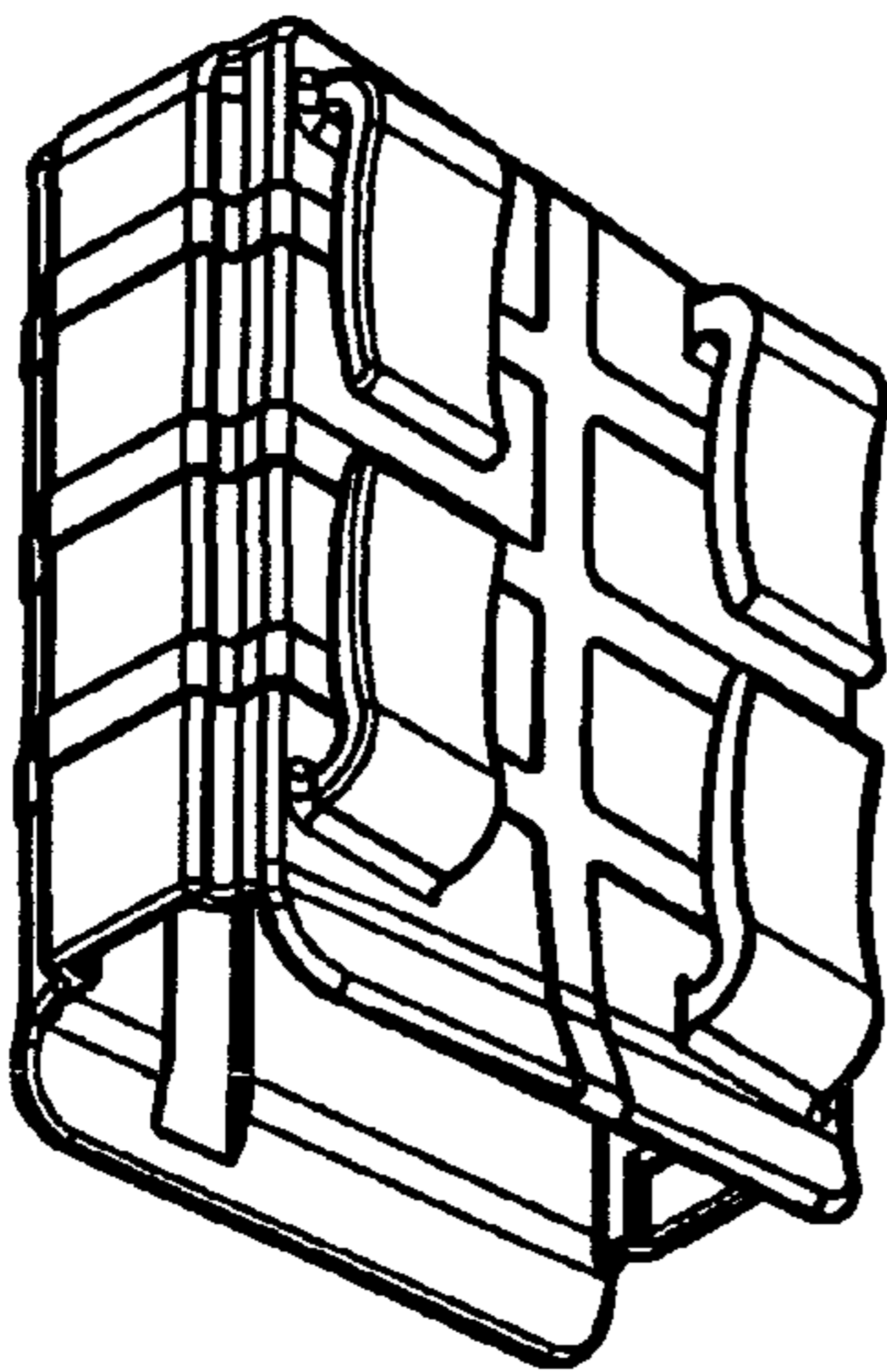


FIG. 7

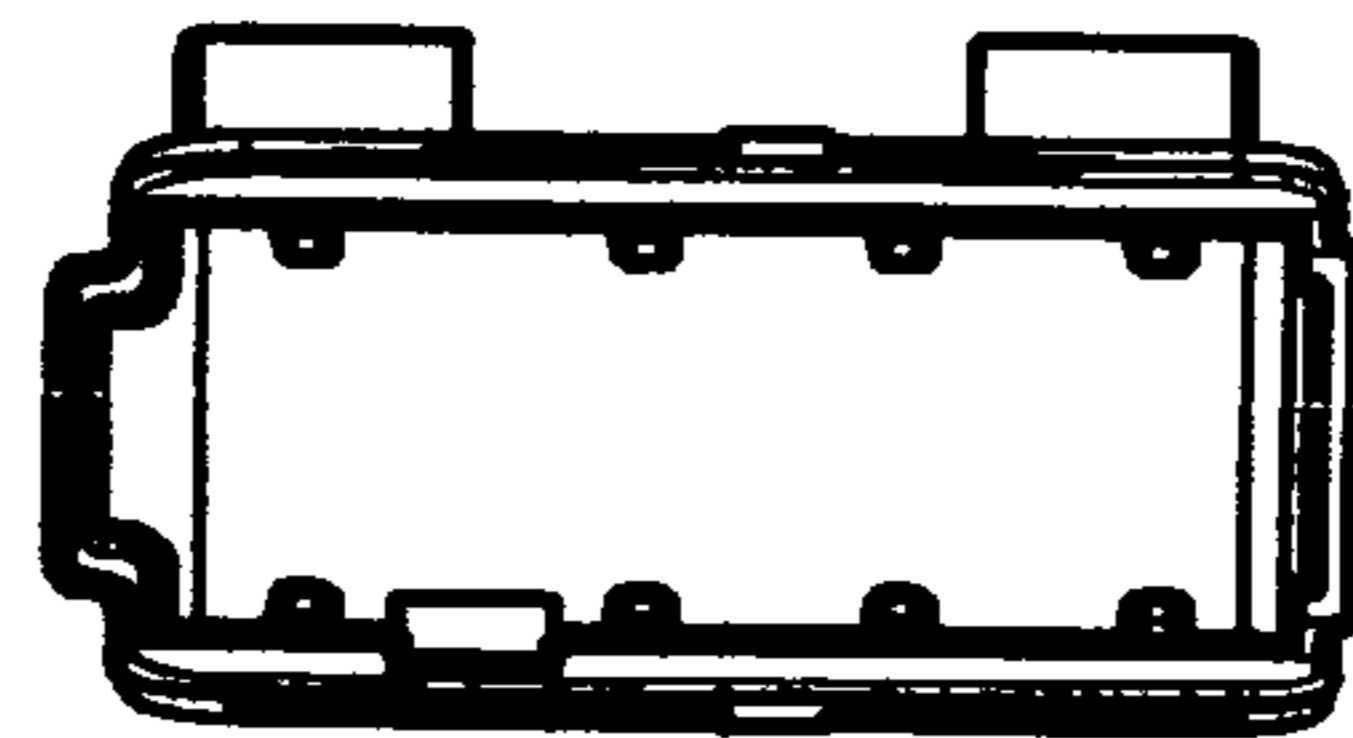


FIG. 8




FIG. 9