



US00D704283S

(12) **United States Design Patent**
Carlson

(10) **Patent No.:** **US D704,283 S**

(45) **Date of Patent:** **** May 6, 2014**

- (54) **TOY**
- (71) Applicant: **Erica Carlson**, Deerfield Beach, FL
(US)
- (72) Inventor: **Erica Carlson**, Deerfield Beach, FL
(US)
- (73) Assignee: **Idea Village Products, Inc**, Wayne, NJ
(US)
- (**) Term: **14 Years**
- (21) Appl. No.: **29/463,040**
- (22) Filed: **Jul. 12, 2013**
- (51) **LOC (10) Cl.** **21-01**
- (52) **U.S. Cl.**
USPC **D21/615**
- (58) **Field of Classification Search**
USPC D21/576–578, 585, 587–588, 615;
446/72–73, 97–98, 268–269, 297, 369;
D6/598; D11/158, 162; D30/160
See application file for complete search history.

- D349,345 S * 8/1994 Abrams D21/615
- D353,663 S * 12/1994 Curren D21/615
- D417,356 S * 12/1999 Rosenstadt et al. D6/598
- D552,191 S * 10/2007 Bowker D21/615
- D640,752 S * 6/2011 Ivanic et al. D21/615

* cited by examiner

Primary Examiner — Sandra Morris

(74) *Attorney, Agent, or Firm* — Dan DeLaRosa

(57) **CLAIM**

The ornamental design for a toy, as shown and described.


DESCRIPTION

FIG. 1 is a front perspective view of the toy of the present invention showing my new design;
 FIG. 2 is a front side elevational view thereof;
 FIG. 3 is a back side elevational view thereof;
 FIG. 4 is a side elevational view thereof;
 FIG. 5 is another side elevational view thereof;
 FIG. 6 is a top plan view thereof; and,
 FIG. 7 is a bottom plan view thereof.

1 Claim, 7 Drawing Sheets

(56) **References Cited**
U.S. PATENT DOCUMENTS

- D288,578 S * 3/1987 Edwards et al. D21/615
- D321,385 S * 11/1991 Hudson D21/615






FIG. 1




FIG. 2

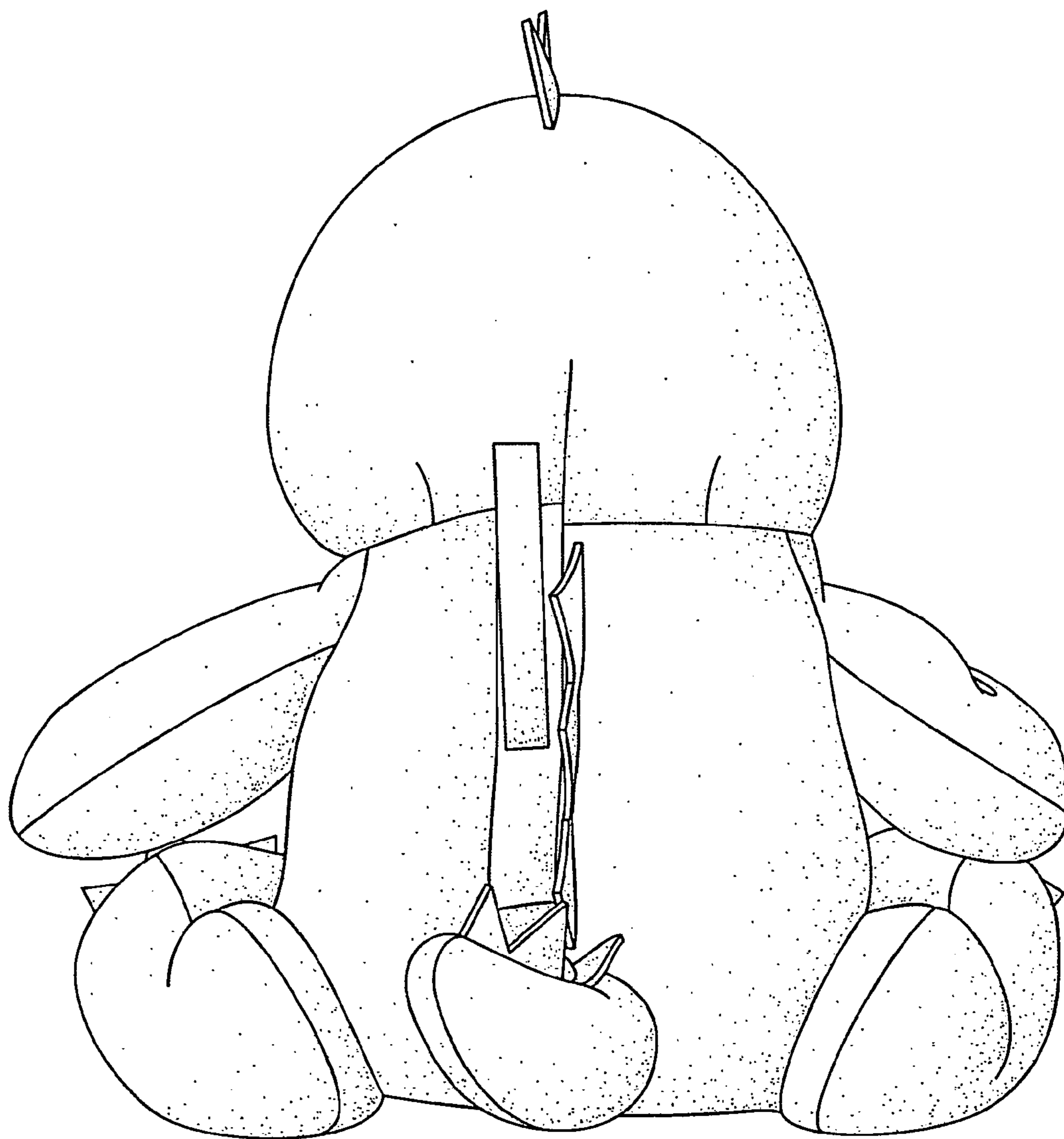


FIG. 3




FIG. 4

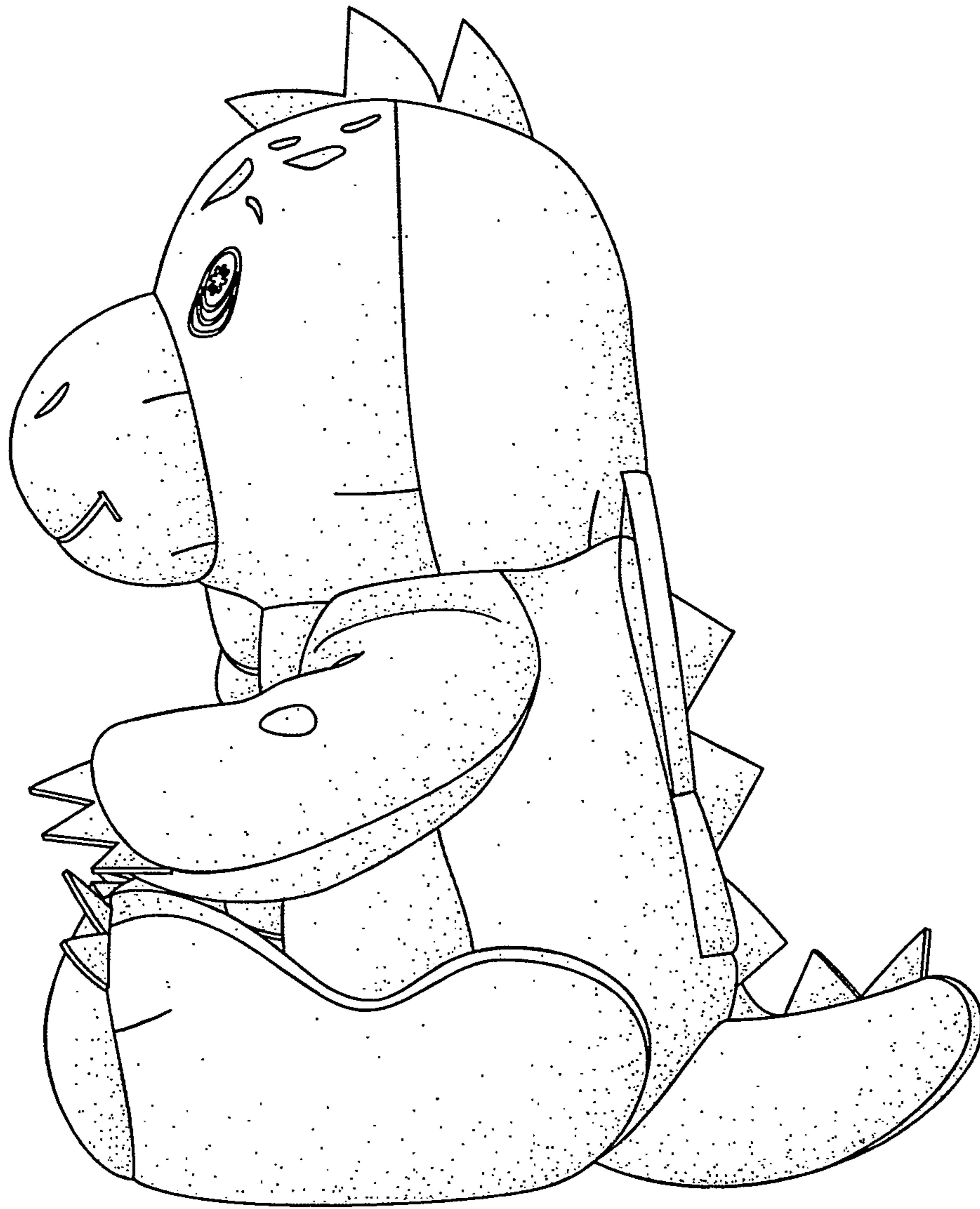


FIG. 5




FIG. 6

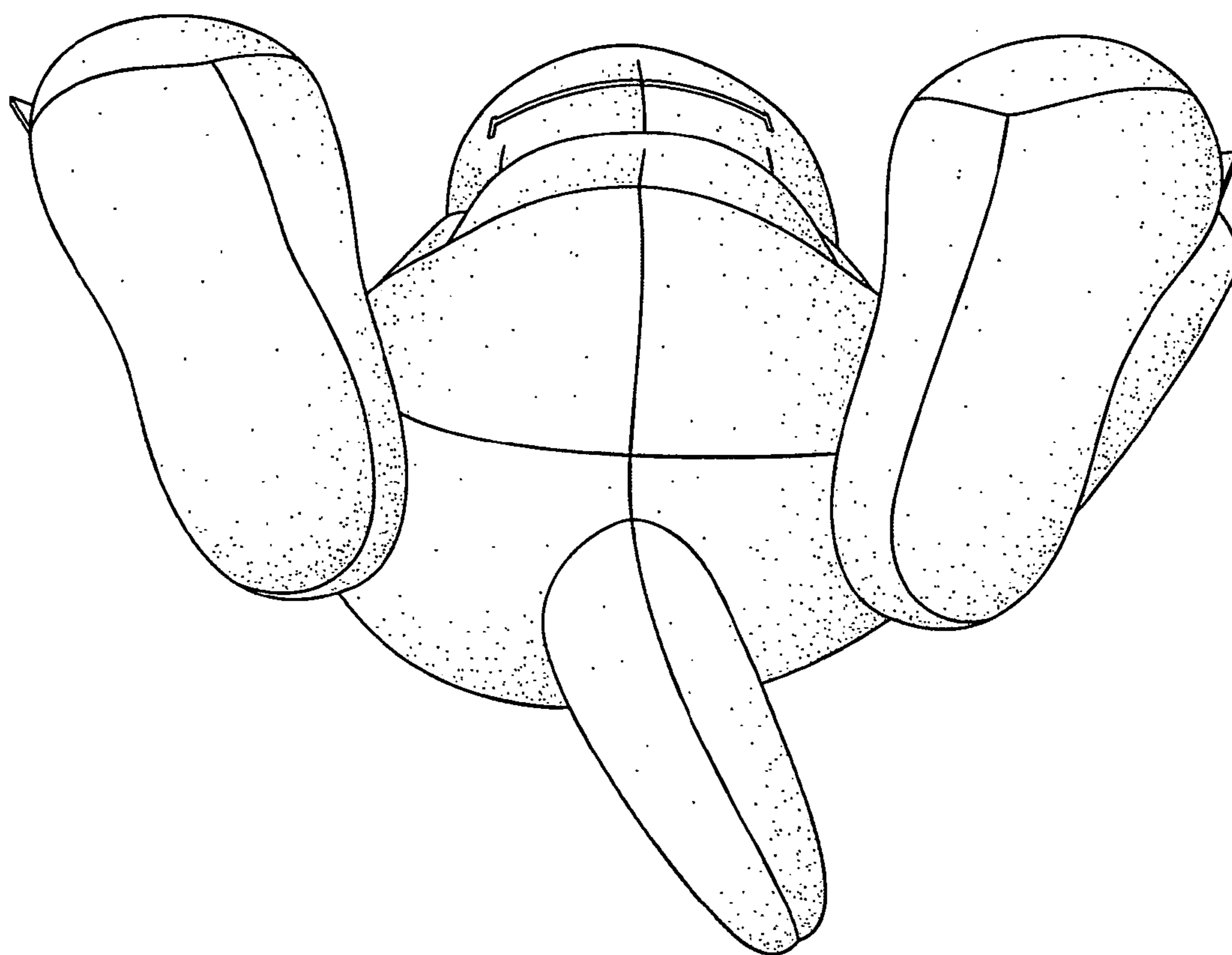


FIG. 7