



US00D704281S

(12) **United States Design Patent**
Carlson

(10) **Patent No.:** **US D704,281 S**

(45) **Date of Patent:** **** May 6, 2014**

- (54) **TOY**
- (71) Applicant: **Erica Carlson**, Deerfield Beach, FL
(US)
- (72) Inventor: **Erica Carlson**, Deerfield Beach, FL
(US)
- (73) Assignee: **Idea Village Products, Inc.**, Wayne, NJ
(US)
- (**) Term: **14 Years**
- (21) Appl. No.: **29/463,041**
- (22) Filed: **Jul. 12, 2013**
- (51) **LOC (10) Cl.** **21-01**
- (52) **U.S. Cl.**
USPC **D21/604**
- (58) **Field of Classification Search**
USPC D21/576–578, 585, 587–588, 604–605,
D21/618; 446/72–73, 97–98, 268–269, 297,
446/369; D6/598; D11/158, 162; D30/160
See application file for complete search history.

D396,315 S *	7/1998	Hamerman	D21/604
D405,188 S *	2/1999	Evans	D21/604
D489,099 S *	4/2004	Ogg	D21/604
6,749,479 B2 *	6/2004	Vick	446/73
D519,580 S *	4/2006	Neff	D21/604
D525,365 S *	7/2006	Mills	D21/604
D669,139 S *	10/2012	Lombardi et al.	D21/618
D682,365 S *	5/2013	Perez	D21/604
D682,366 S *	5/2013	Perez	D21/604

* cited by examiner

Primary Examiner — Sandra Morris

(74) *Attorney, Agent, or Firm* — Dan DeLaRosa

(57) **CLAIM**

The ornamental design for a toy, as shown and described.

DESCRIPTION


FIG. 1 is a front perspective view of the toy of the present invention showing my new design;
 FIG. 2 is a front side elevational view thereof;
 FIG. 3 is a back side elevational view thereof;
 FIG. 4 is a side elevational view thereof;
 FIG. 5 is another side elevational view thereof;
 FIG. 6 is a top plan view thereof; and,
 FIG. 7 is a bottom plan view thereof.

1 Claim, 7 Drawing Sheets

(56) **References Cited**

U.S. PATENT DOCUMENTS

D318,311 S *	7/1991	Chen	D21/604
D370,678 S *	6/1996	Yau	D21/604






FIG. 1




FIG. 2

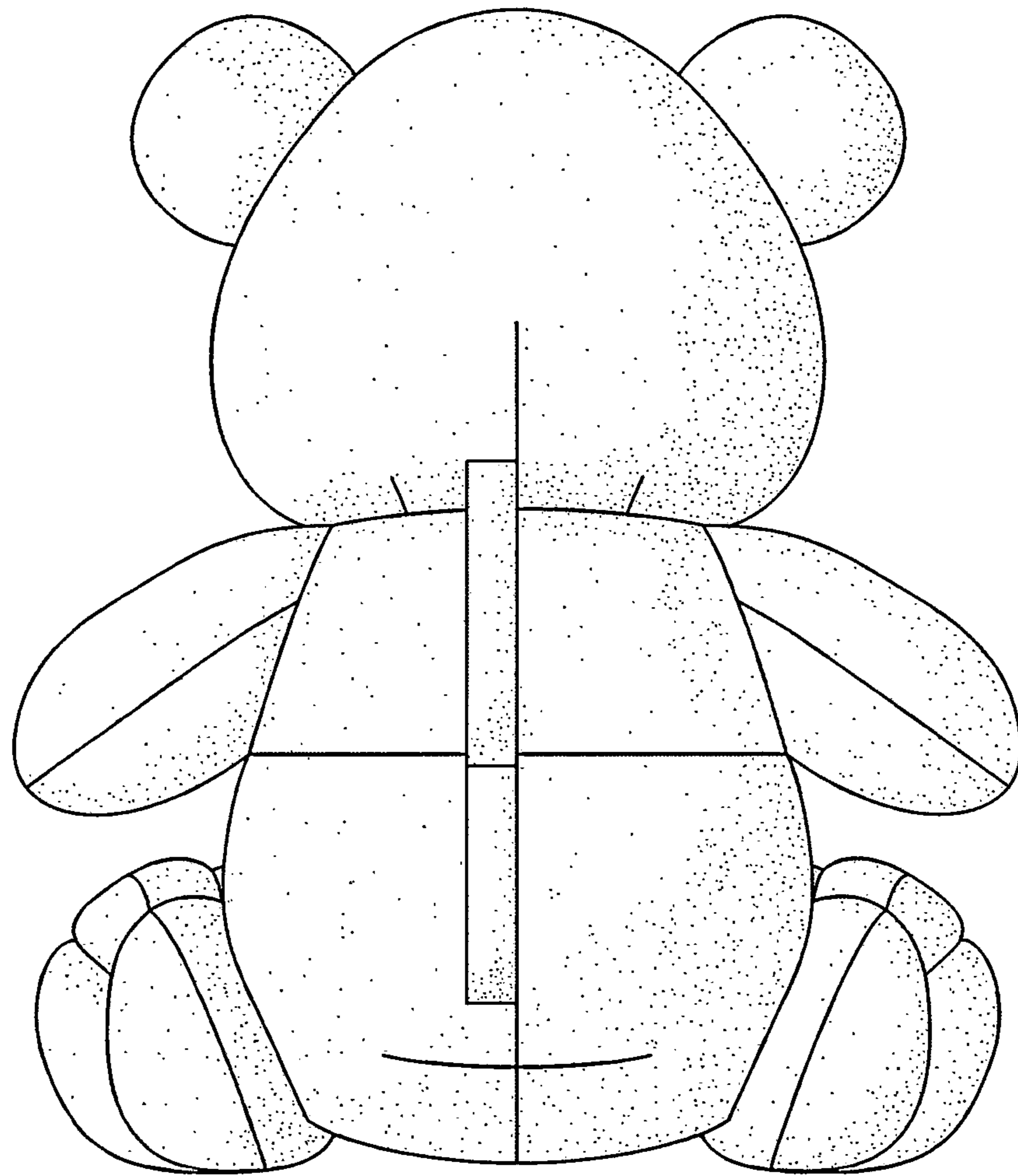


FIG. 3

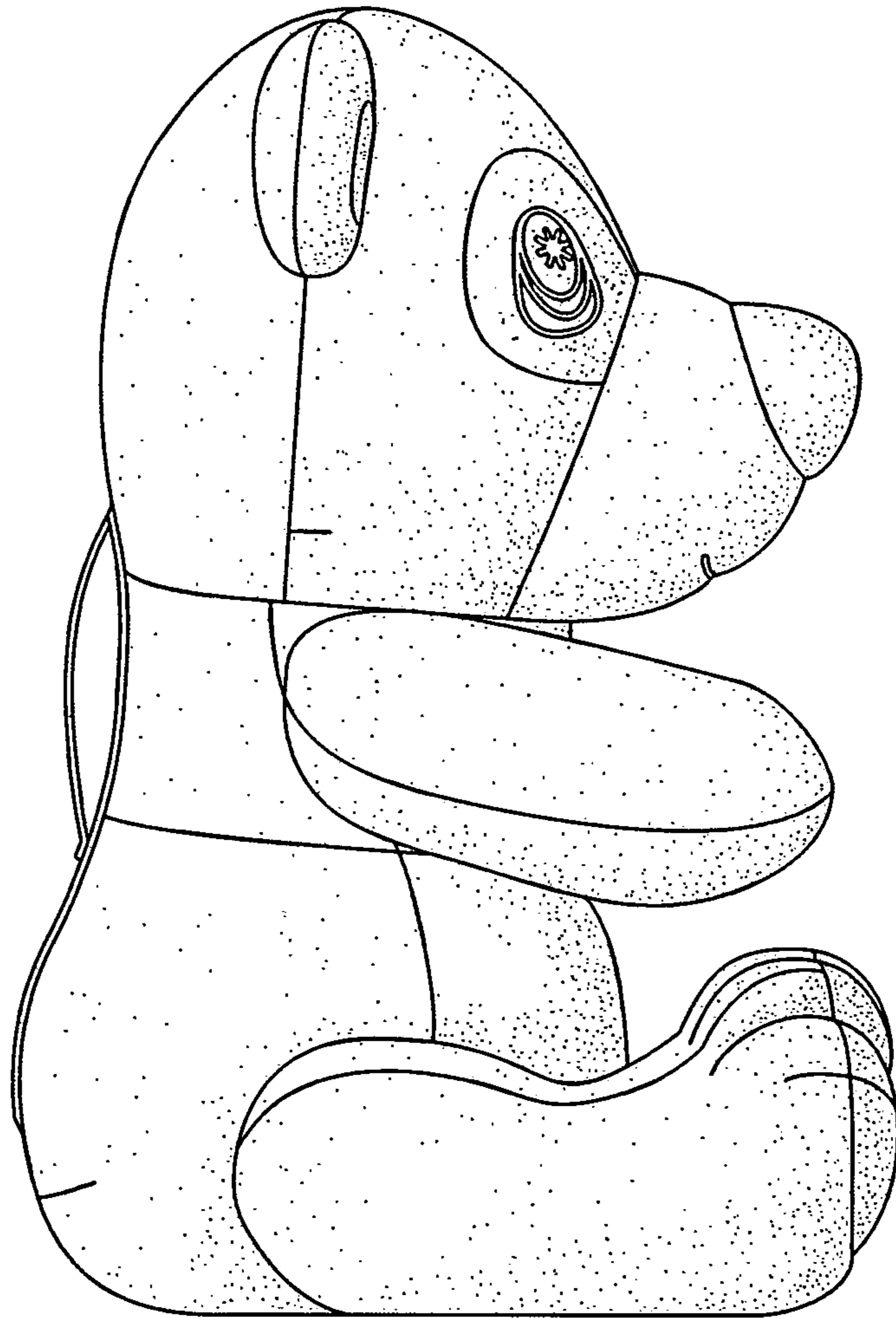


FIG. 4

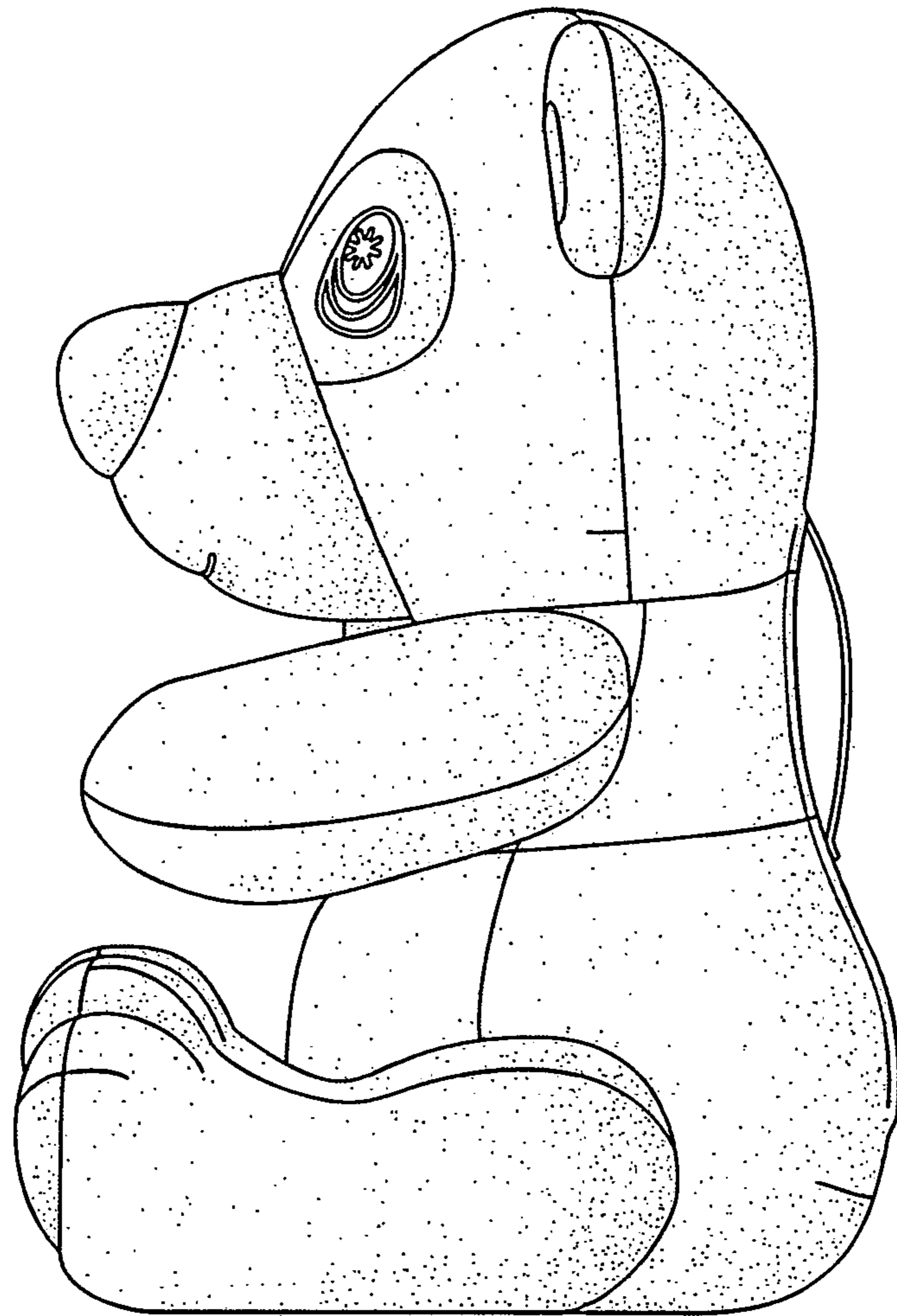


FIG. 5

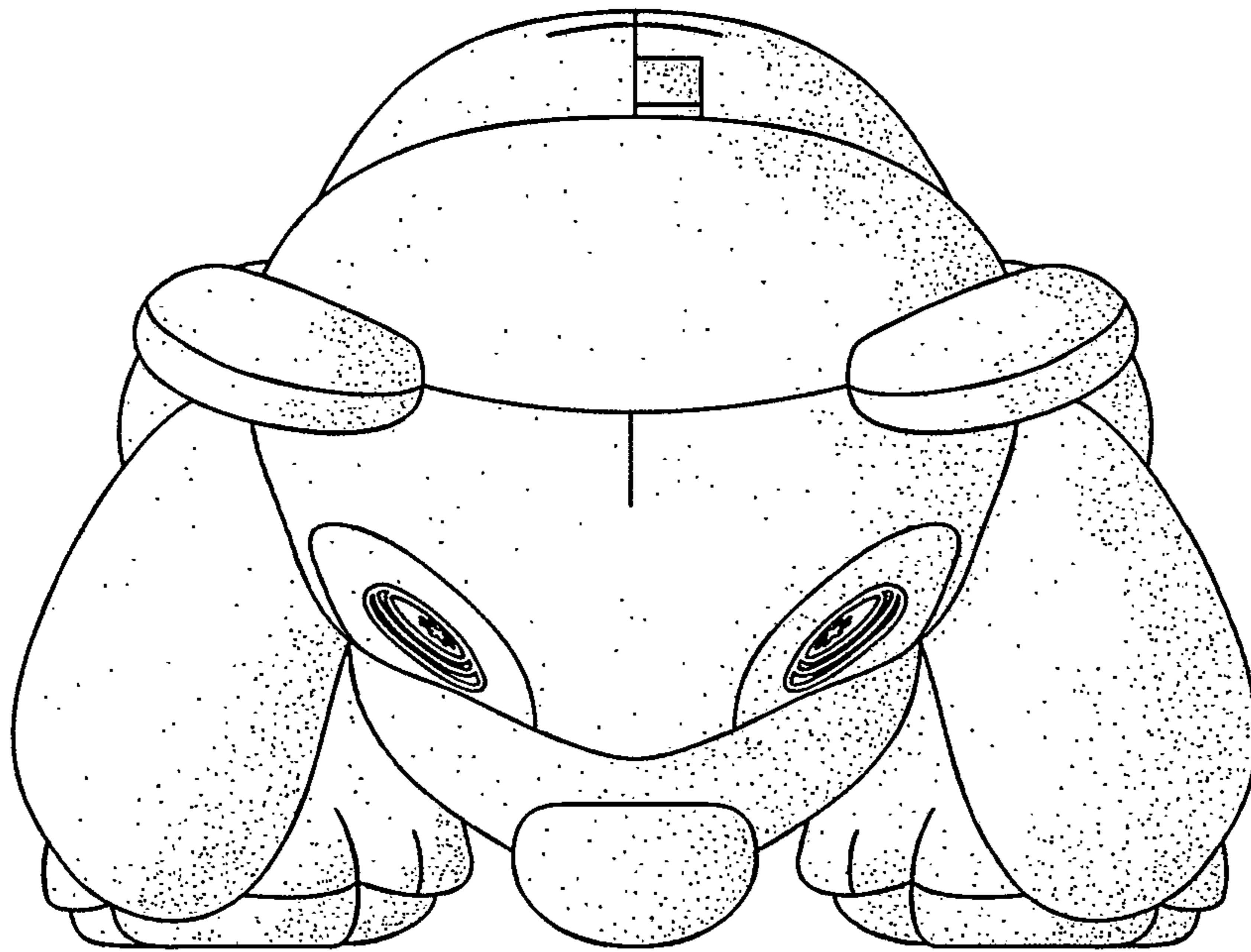


FIG. 6

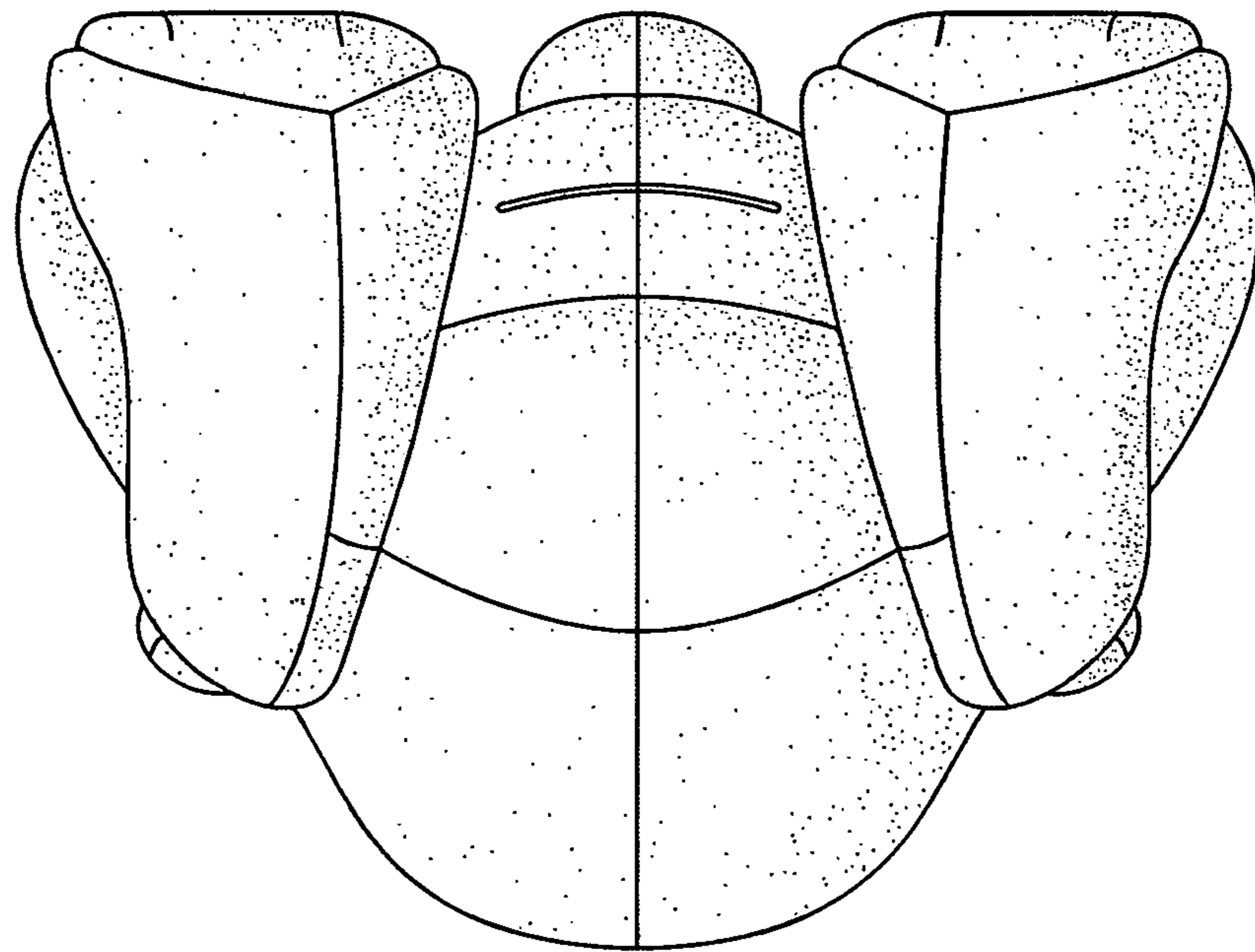


FIG. 7