



US00D704276S

(12) **United States Design Patent**
Carmack

(10) **Patent No.:** **US D704,276 S**

(45) **Date of Patent:** **** May 6, 2014**

(54) **MUSICAL TOY WITH MOVEABLE PIECES**

434/128, 259, 308, 309, 311, 393, 403,
434/406, 407; 84/170, 470 R, 476

(75) Inventor: **Lisa Jobe Carmack**, Holliston, MA
(US)

See application file for complete search history.

(73) Assignee: **Maison Joseph Battat Ltd.**, Montreat,
Quebec

(56) **References Cited**

(**) Term: **14 Years**

U.S. PATENT DOCUMENTS

(21) Appl. No.: **29/413,149**

D280,650 S * 9/1985 Tateyama D21/475
D348,483 S * 7/1994 Chow et al. D19/62

(22) Filed: **Feb. 10, 2012**

(Continued)

(51) **LOC (10) Cl.** **21-01**

FOREIGN PATENT DOCUMENTS

(52) **U.S. Cl.**
USPC **D21/405**; D21/470

CN 301357345 * 9/2010
CN 301465703 * 2/2011
CN 301566942 * 6/2011

(58) **Field of Classification Search**

Primary Examiner — Catherine Tuttle

USPC D21/300, 324, 332, 333, 341, 353, 385,
D21/386, 388, 389, 398, 405, 409, 468, 469,
D21/470, 475, 476, 478, 479, 483, 513, 516,
D21/522, 529, 586, 590, 658; D19/59, 60,
D19/64, 35, 36, 75, 77, 92; D11/131, 157;
D14/496, 168, 172, 178, 203.2, 299,
D14/388, 434, 447, 454, 144, 159, 203.1,
D14/203.8, 224, 224.1, 238, 238.1,
D14/251–254; D13/108; D28/54, 56, 61,
D28/62, 73; D3/18, 20, 21, 205, 206, 304,
D3/313, 318, 901, 905; D4/100–102, 116,
D4/119, 199; D7/505–508, 550.1, 551.1,
D7/553.1–553.8, 555, 557, 590, 592–594,
D7/600.1, 700, 701, 387, 388, 389, 396.6,
D7/401.1, 403; D9/715, 718, 737, 749,
D9/758, 761, 424, 425, 455, 456; D6/339,
D6/397, 406.1, 406.3, 407, 629, 630,
D6/449–451, 466–468, 474–476, 491, 495,
D6/512, 525–532; 446/69, 71, 75, 76, 77,
446/81, 91, 118, 143, 146, 175, 227, 297,
446/318, 397, 404, 408, 484; 273/237, 238,
273/276, 281, 288, 290, 157 R, 455;

(74) *Attorney, Agent, or Firm* — Andrew S. Langsam; Pryor
Cashman LLP

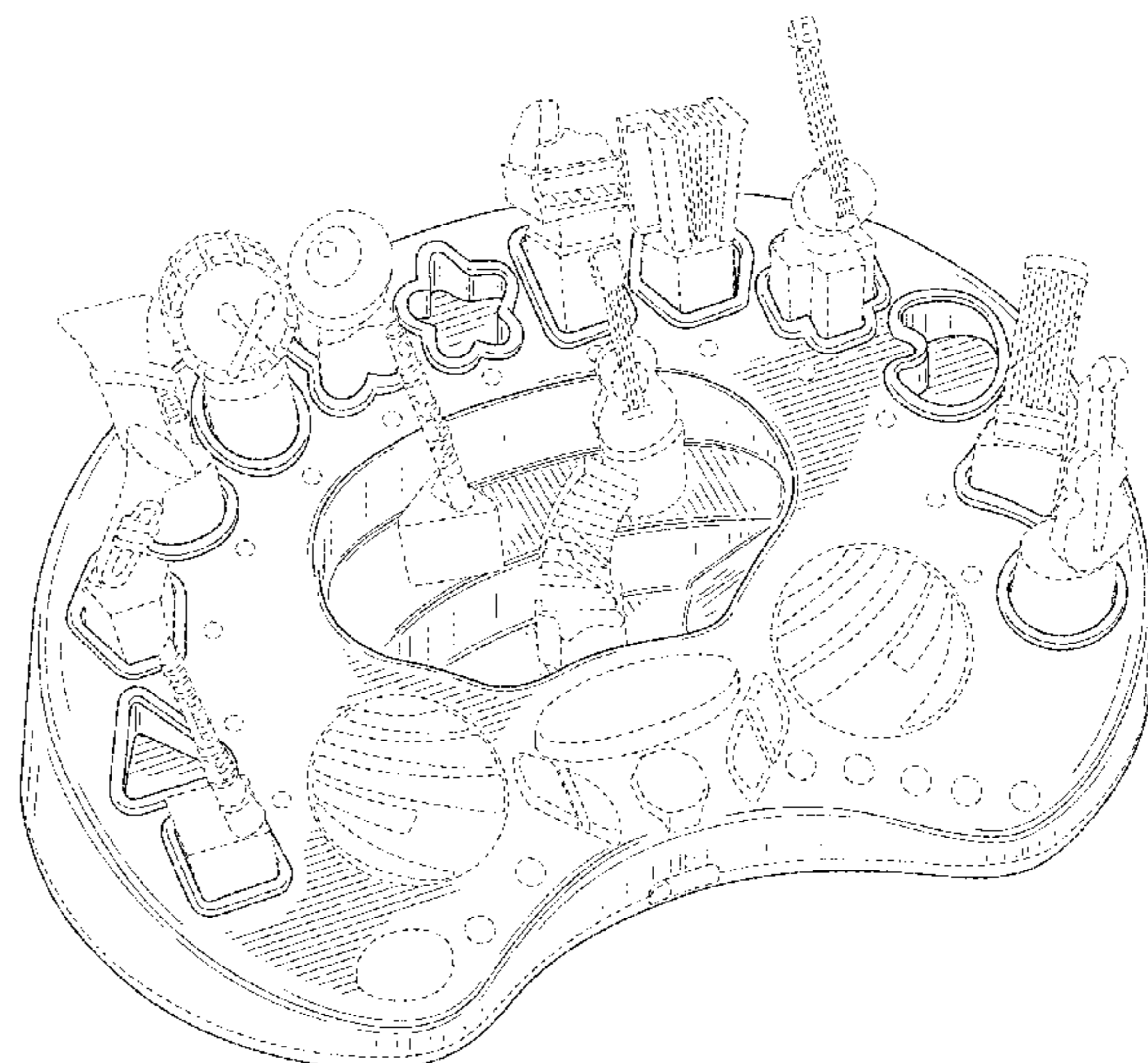
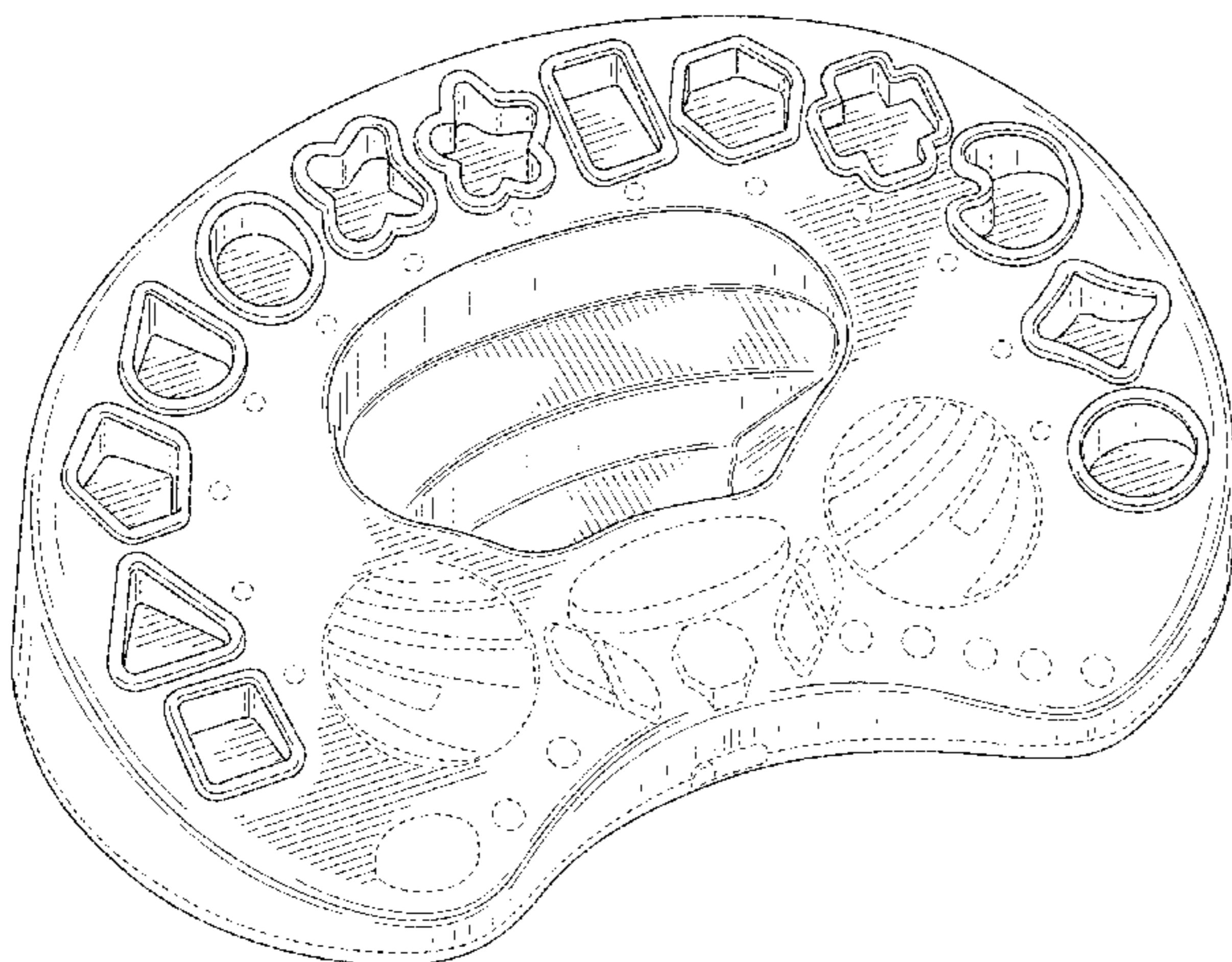
(57) **CLAIM**

The ornamental design for a musical toy with moveable
pieces, as shown and described.

DESCRIPTION

FIG. 1 is a top and front perspective view of the musical toy
with moveable pieces showing my new design;
FIG. 2 is a top and front perspective view similar to FIG. 1
except for the inclusion of broken lines showing the moveable
pieces placed within the correspondingly shaped bases or
within the orchestral pit portion of the musical toy;
FIG. 3 is a top plan view of FIG. 1;
FIG. 4 is a front elevation view of FIG. 1;
FIG. 5 is a rear elevation view of FIG. 1;
FIG. 6 is a right side elevation view of FIG. 1; and,
FIG. 7 is a left side elevation view of FIG. 1.
The broken lines are included for the purpose of illustrating
elements of the musical toy that form no part of the claimed
design.

1 Claim, 6 Drawing Sheets



(56)

References Cited

U.S. PATENT DOCUMENTS

D349,300 S *	8/1994	Lau	D19/62	6,142,849 A *	11/2000	Horton et al.	446/175
5,501,601 A *	3/1996	Todokoro et al.	434/169	6,353,168 B1 *	3/2002	Sosoka et al.	84/600
D376,393 S *	12/1996	Stroud et al.	D21/476	D495,756 S *	9/2004	Carley et al.	D21/405
5,668,333 A *	9/1997	Horton et al.	84/470 R	6,991,509 B1 *	1/2006	Carley et al.	446/175
D410,972 S *	6/1999	Sosoka et al.	D21/405	D525,262 S *	7/2006	Boswell et al.	D14/454
D426,921 S *	6/2000	Renfrew	D28/73	7,103,309 B1 *	9/2006	Motosko	434/308
6,116,983 A *	9/2000	Long et al.	446/227	D551,230 S *	9/2007	Lau et al.	D14/401
6,132,281 A *	10/2000	Klitsner et al.	446/75	7,294,060 B2 *	11/2007	Ferrigno et al.	463/43
					D573,664 S *	7/2008	Lu	D21/522
					8,420,923 B1 *	4/2013	Choi et al.	84/644
					2006/0286893 A1 *	12/2006	Conaway	446/227

* cited by examiner

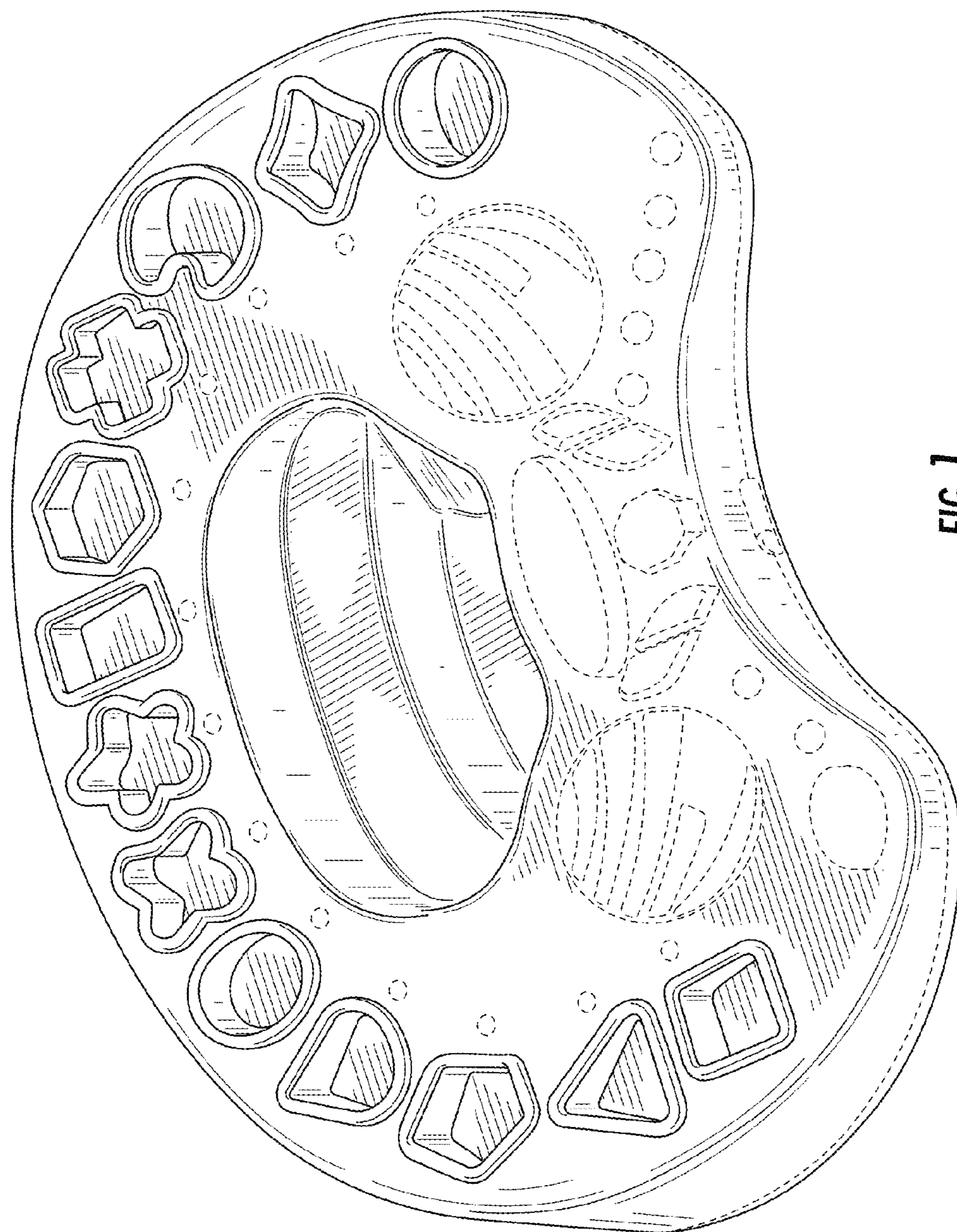


FIG. 1

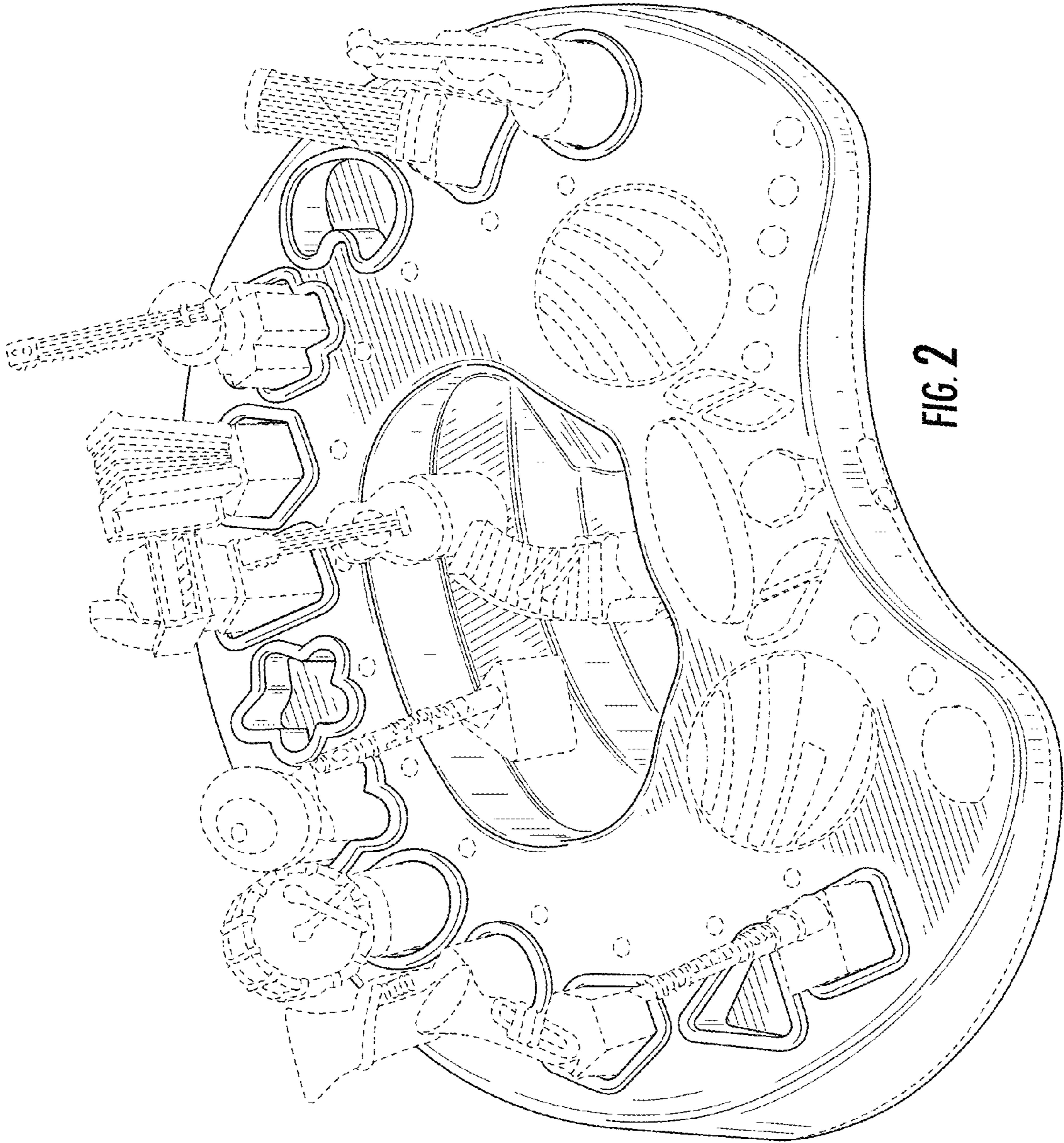


FIG. 2

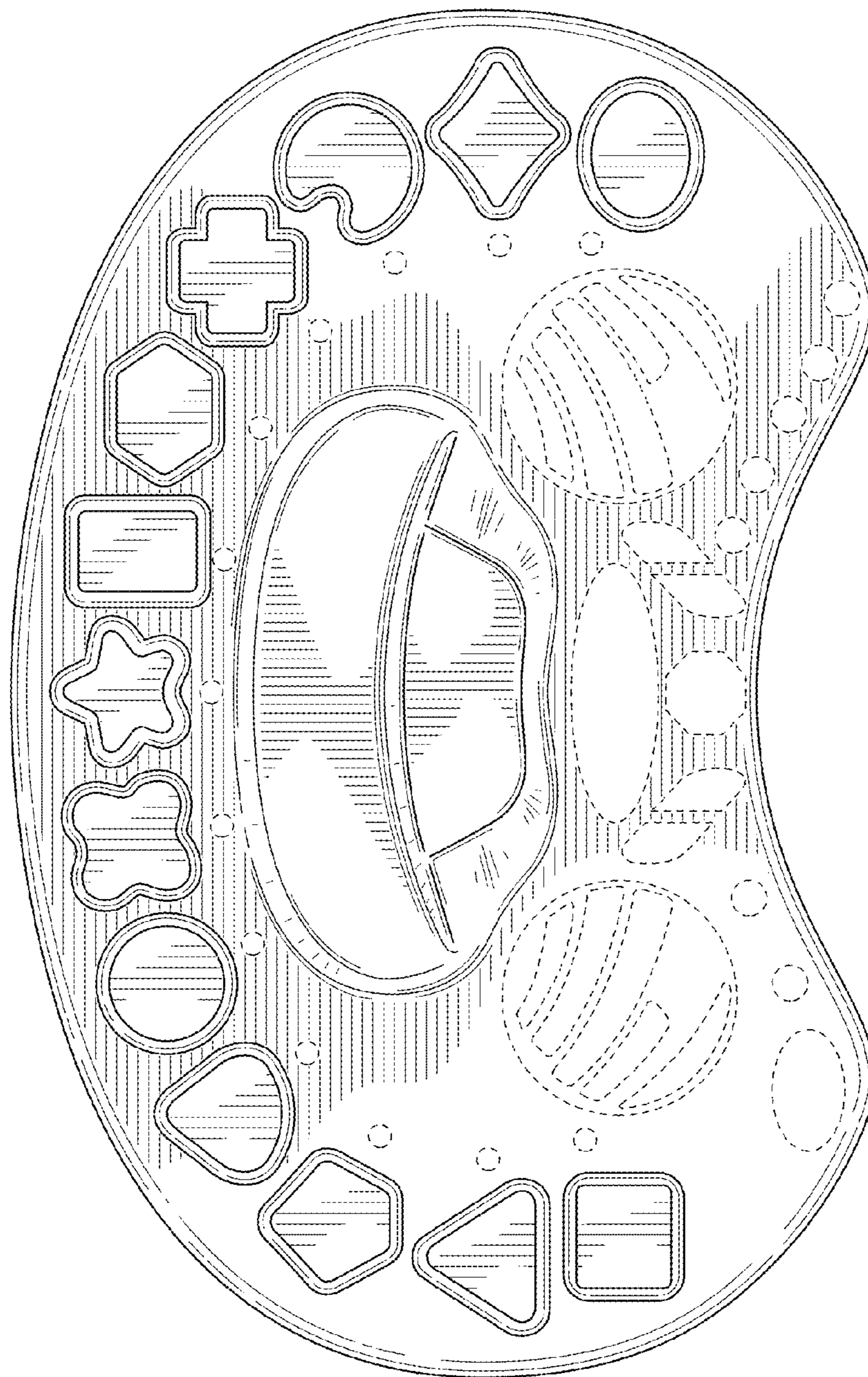


FIG. 3

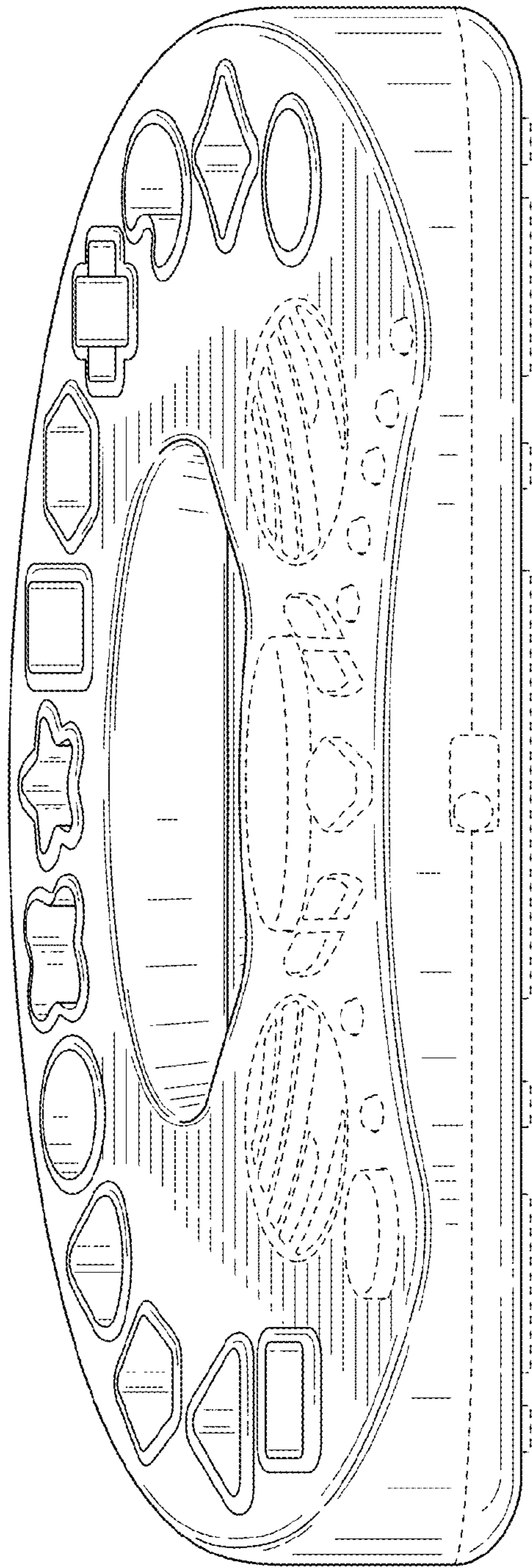


FIG. 4

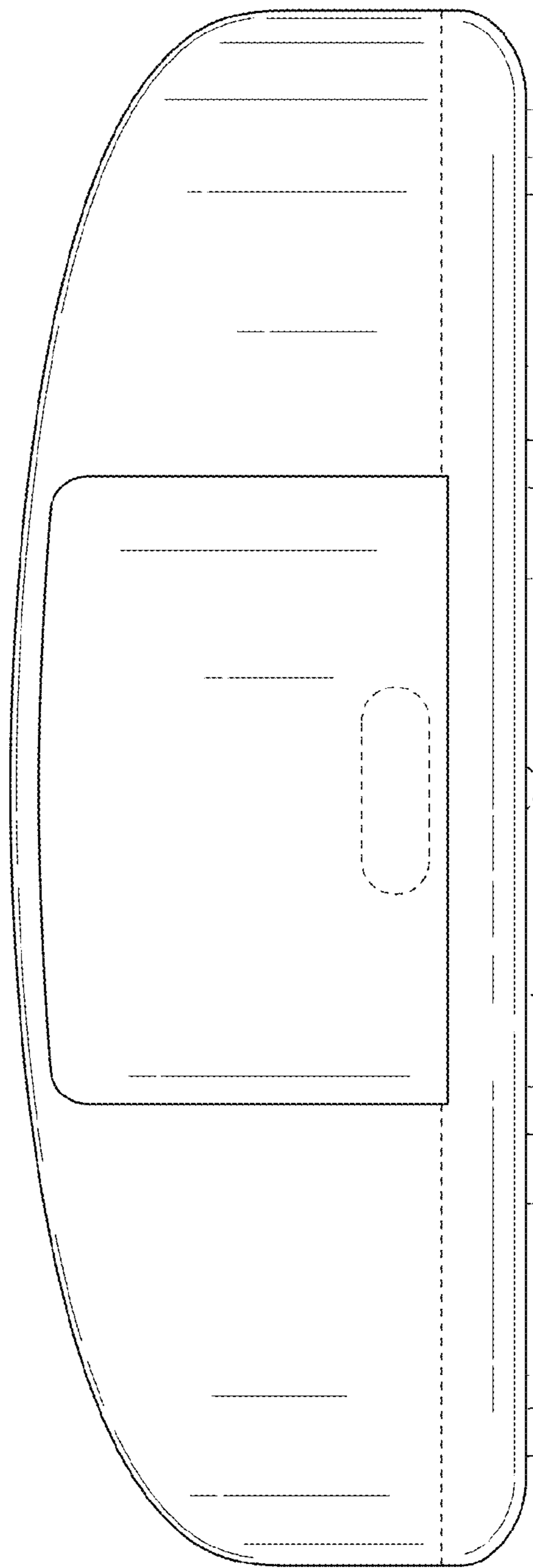


FIG. 5

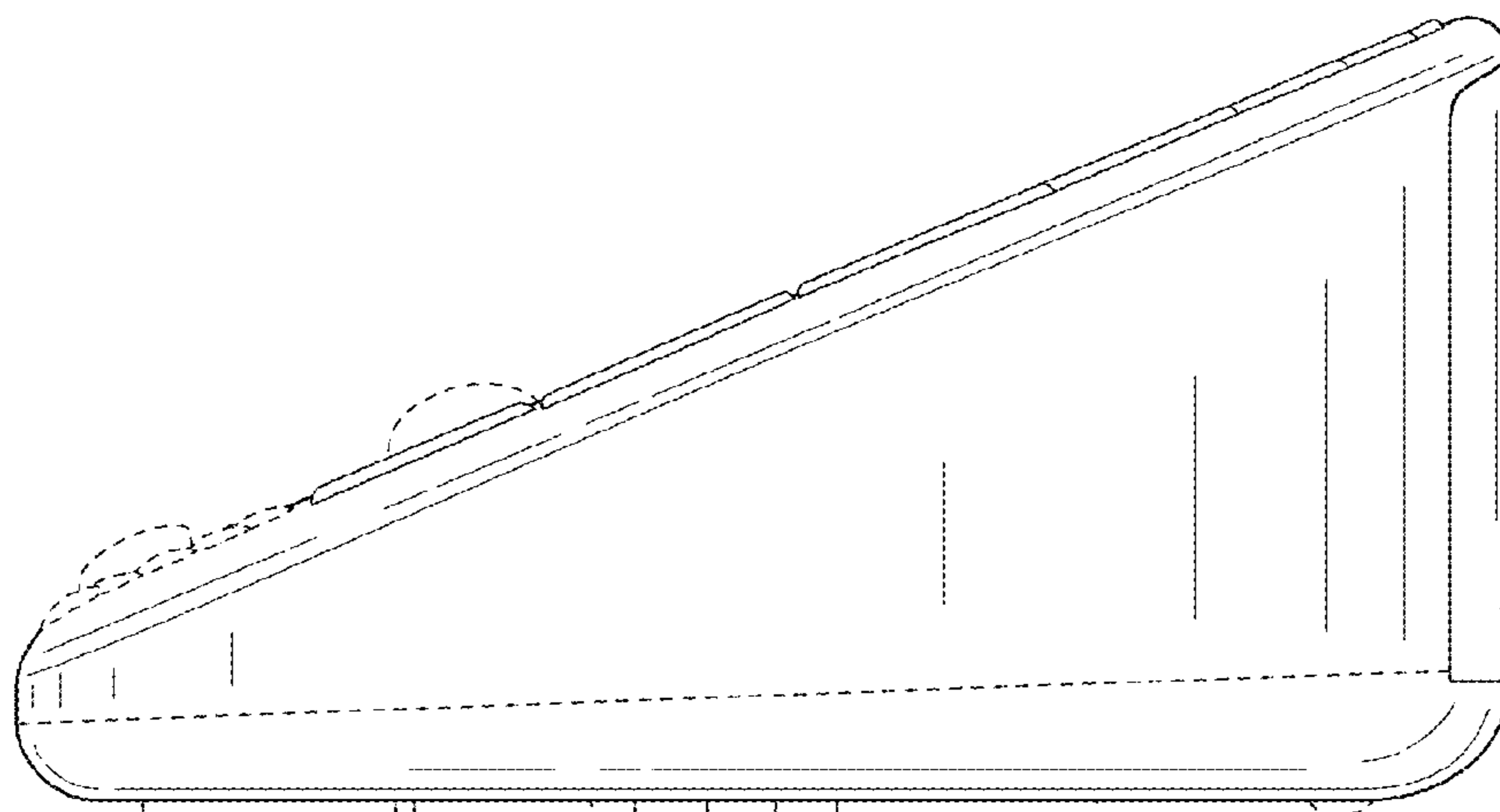


FIG. 6

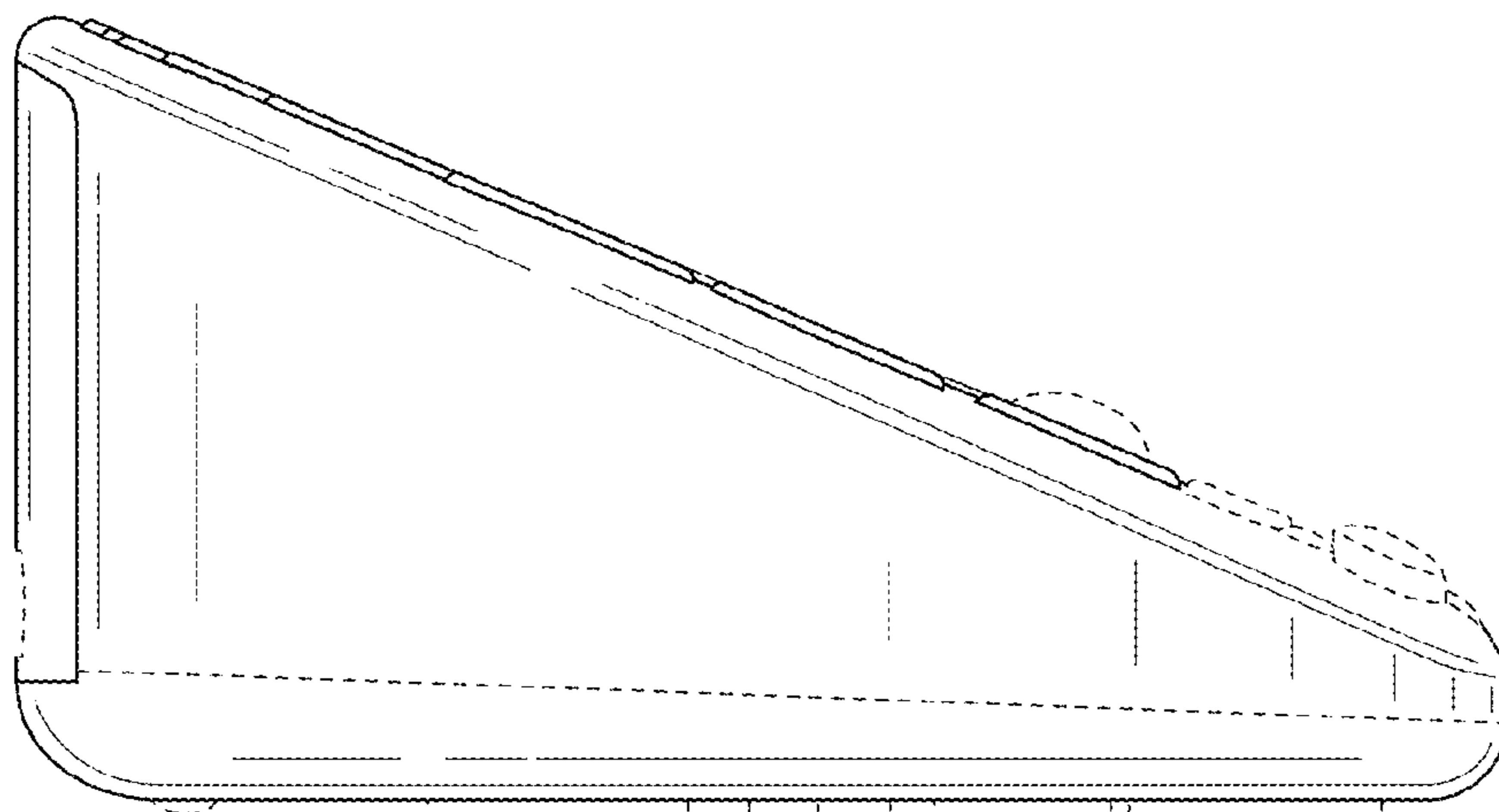


FIG. 7