



US00D704274S

(12) **United States Design Patent**  
**Ono**

(10) **Patent No.:** **US D704,274 S**

(45) **Date of Patent:** **\*\* May 6, 2014**

(54) **GAME MACHINE**

(71) Applicant: **Konami Gaming, Inc.**, Las Vegas, NV  
(US)

(72) Inventor: **Yuji Ono**, Las Vegas, NV (US)

(73) Assignee: **Konami Gaming, Inc.**, Las Vegas, NV  
(US)

(\*\*) Term: **14 Years**

(21) Appl. No.: **29/443,546**

(22) Filed: **Jan. 18, 2013**

(51) **LOC (10) Cl.** ..... **21-01**

(52) **U.S. Cl.**  
USPC ..... **D21/385**; D21/369

(58) **Field of Classification Search**  
CPC ..... A63F 13/08; G07F 13/00; G07F 13/02;  
G07F 13/32  
USPC ..... D14/485-486; D21/324-325, 329,  
D21/369-371, 385; 273/146, 274; 463/17,  
463/20, 46-47; 715/781, 786  
See application file for complete search history.

(56) **References Cited**

**U.S. PATENT DOCUMENTS**

5,833,537 A \* 11/1998 Barrie ..... D21/370  
D437,004 S \* 1/2001 Luciano et al. .... D21/369  
6,805,349 B2 \* 10/2004 Baerlocher et al. .... 463/20

6,905,406 B2 \* 6/2005 Kaminkow et al. .... 463/20  
D603,415 S \* 11/2009 Lin et al. .... D14/485  
D603,459 S 11/2009 Tsuchida et al.  
7,789,751 B2 \* 9/2010 Glavich et al. .... 463/20  
D642,224 S \* 7/2011 Taniguchi ..... D21/369  
8,128,480 B2 \* 3/2012 Muir ..... 463/20  
D672,364 S \* 12/2012 Reyna et al. .... D14/486  
8,485,886 B2 \* 7/2013 Muir ..... 463/20  
8,574,060 B2 \* 11/2013 Nakamura et al. .... 463/20  
2007/0067738 A1 \* 3/2007 Flynt et al. .... 715/810

\* cited by examiner

*Primary Examiner* — Sandra Morris

(74) *Attorney, Agent, or Firm* — Howard & Howard  
Attorneys PLLC


(57) **CLAIM**

I claim the ornamental design for a game machine, as shown  
and described.


**DESCRIPTION**

FIG. 1 is a front elevation view of an embodiment of the game  
machine;  
FIG. 2 is an enlarged front elevation of the game machine  
illustrated in FIG. 1;  
FIG. 3 is an alternative view of the front elevation view of the  
game machine; and,  
FIG. 4 is an enlarged view of the alternative view of the front  
elevation of the game machine illustrated in FIG. 1.  
The broken lines shown in the figures are for illustrative  
purposes only and form no part of the claimed design.

**1 Claim, 4 Drawing Sheets**



**FIG. 1**



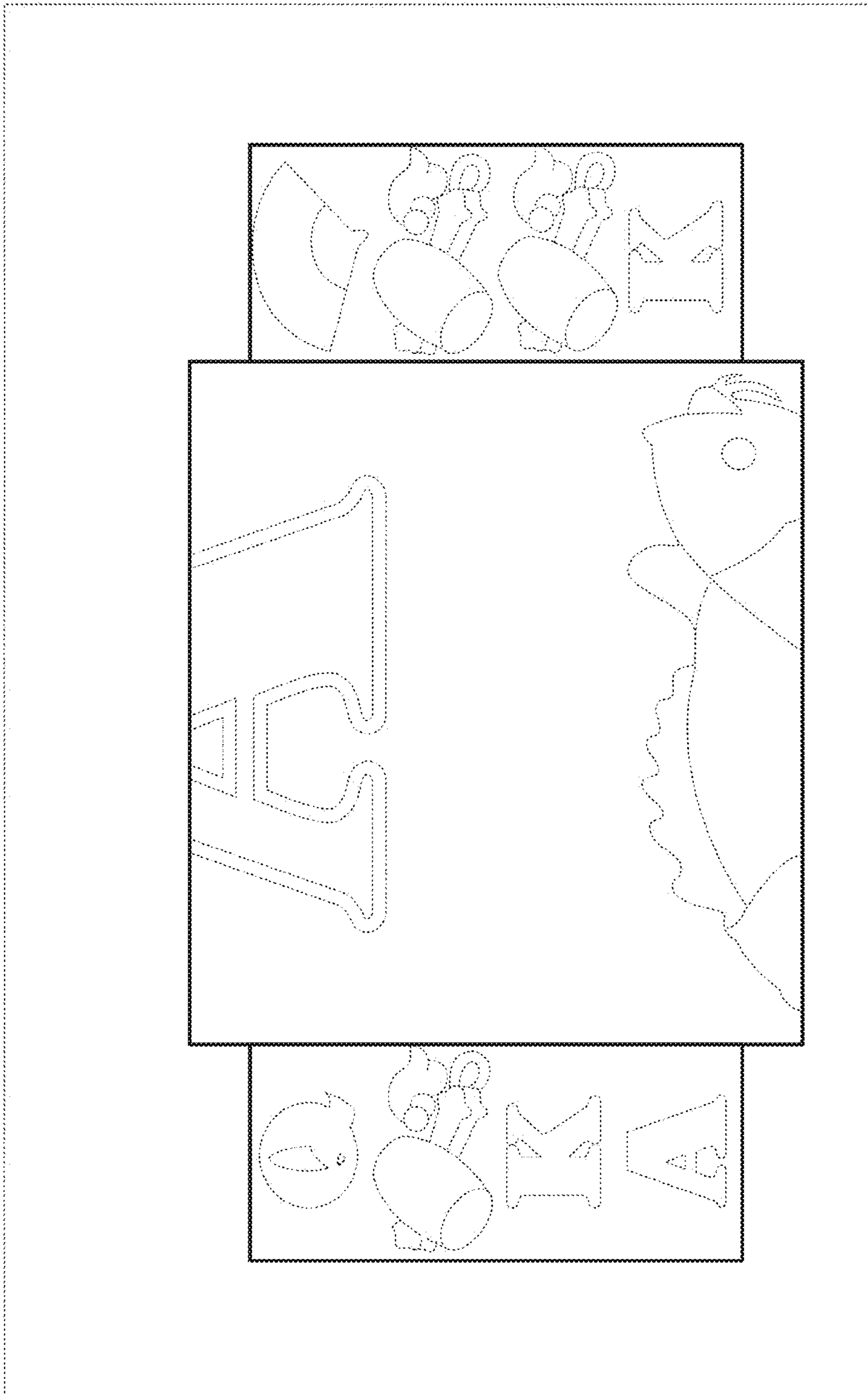


FIG. 2




FIG. 3

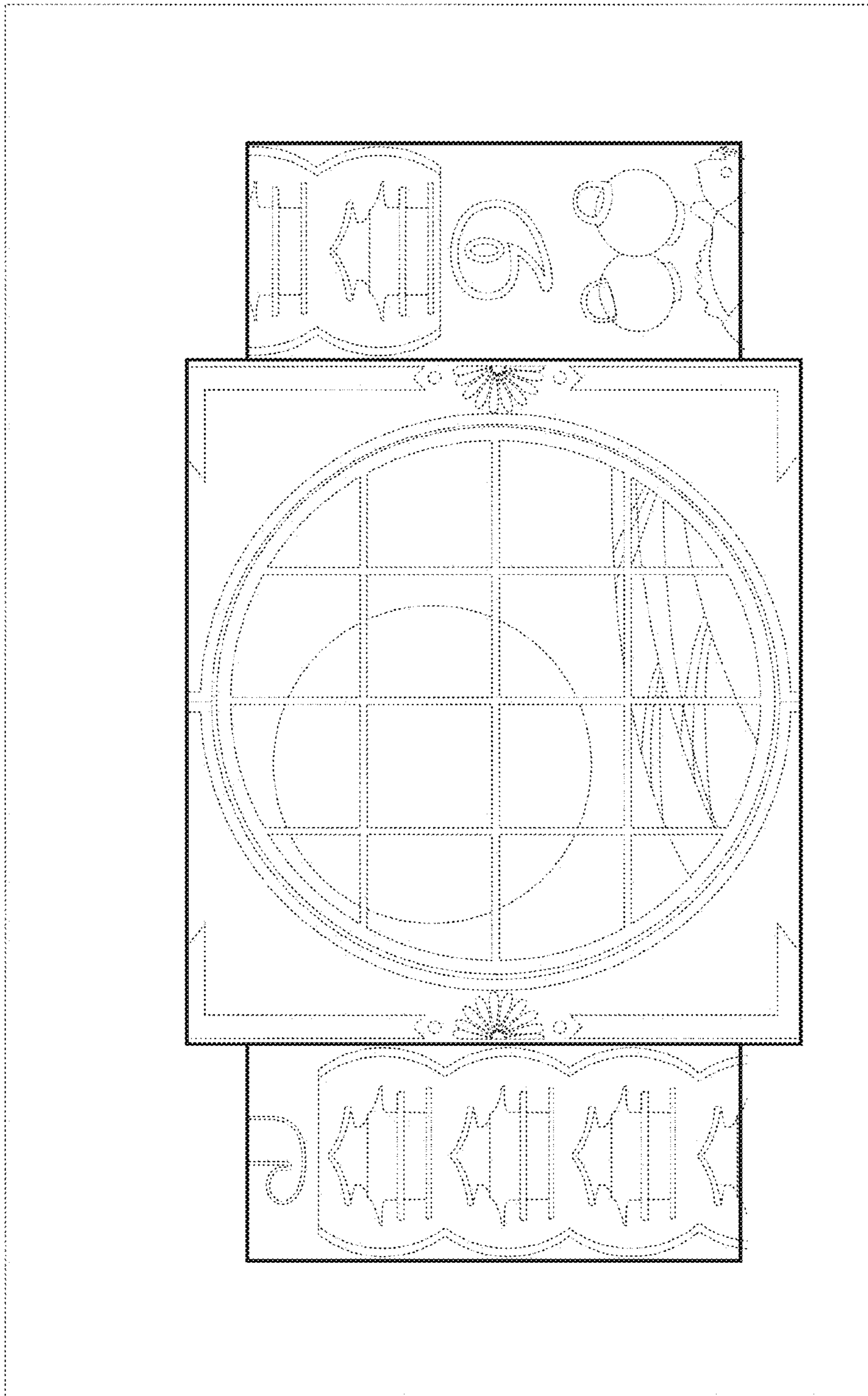


FIG. 4