



US00D704270S

(12) **United States Design Patent**
Miastkowski, Jr.

(10) **Patent No.:** **US D704,270 S**

(45) **Date of Patent:** **** May 6, 2014**

(54) **TARGET GAME PLAYING SURFACE**

(71) Applicant: **Jerome L. Miastkowski, Jr.**, Addison,
IL (US)

(72) Inventor: **Jerome L. Miastkowski, Jr.**, Addison,
IL (US)

(**) Term: **14 Years**

(21) Appl. No.: **29/421,889**

(22) Filed: **Oct. 12, 2012**

(51) **LOC (10) Cl.** **21-01**

(52) **U.S. Cl.**
USPC **D21/302**

(58) **Field of Classification Search**
USPC D21/330-303, 385, 386, 390, 334, 783;
273/348, 398-402, 407, 127 R;
473/569, 587, 588, 593, 594
See application file for complete search history.

(56) **References Cited**

U.S. PATENT DOCUMENTS

D110,714 S * 8/1938 Craddock D21/302
2,147,502 A * 2/1939 Savage 473/588

2,853,396 A * 9/1958 Koenecke 106/227
D249,078 S * 8/1978 Gutke D21/302
D317,182 S * 5/1991 Gates D21/303
5,029,873 A * 7/1991 Davis 273/376
D615,130 S * 5/2010 Smith D21/303
D635,197 S * 3/2011 Pryor D21/303
D645,520 S * 9/2011 Dahl D21/303
D673,224 S * 12/2012 Boi D21/302

* cited by examiner

Primary Examiner — Prabhakar Deshmukh

(74) *Attorney, Agent, or Firm* — Daniel R. Hernandez

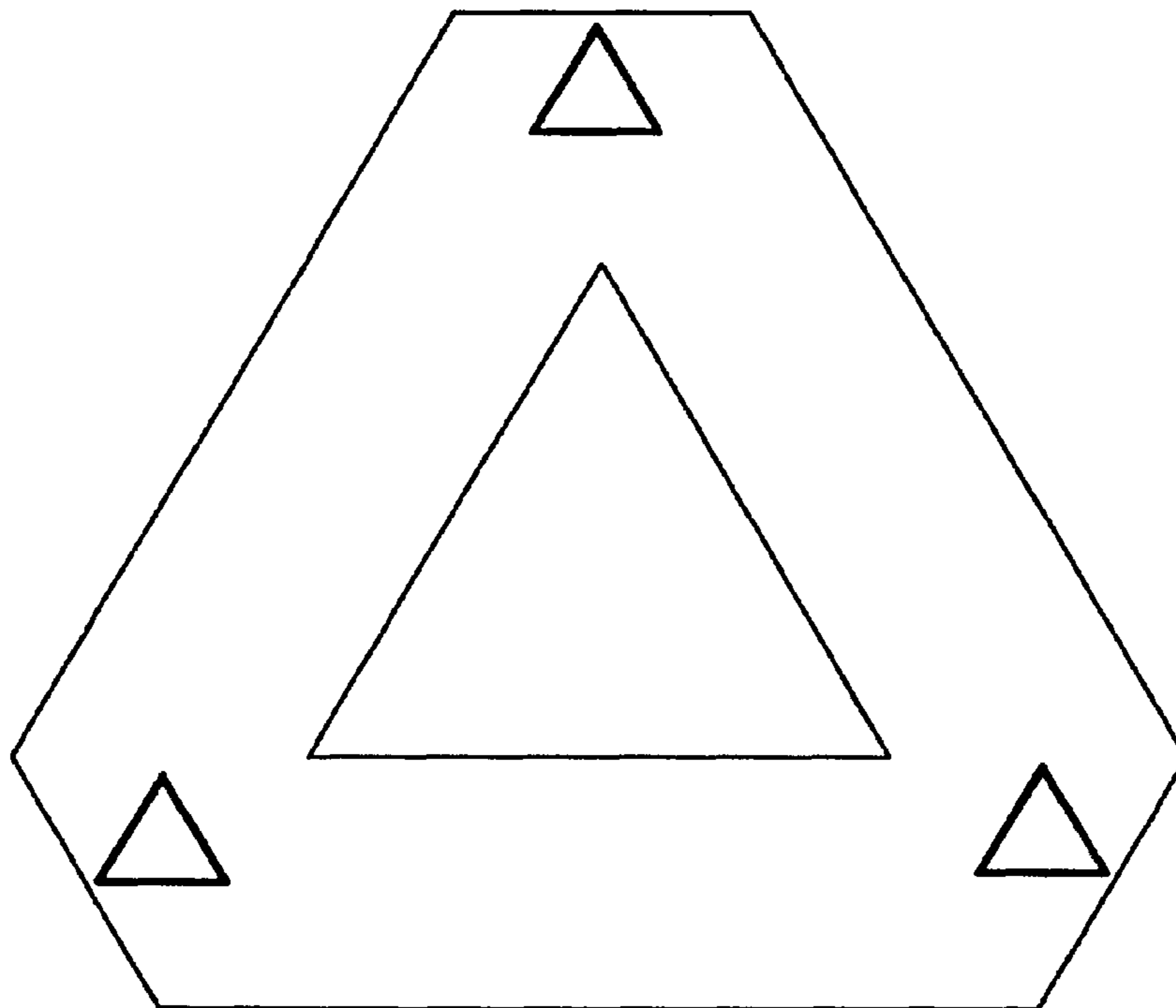
(57) **CLAIM**

The ornamental design for a target game playing surface, as shown and described.

DESCRIPTION

FIG. 1 is a top plan view of a target game playing surface showing my new design; and, FIG. 2 is a perspective view thereof. The broken lines are included for the purpose of illustrating environment and form no part of the claimed design.

1 Claim, 2 Drawing Sheets



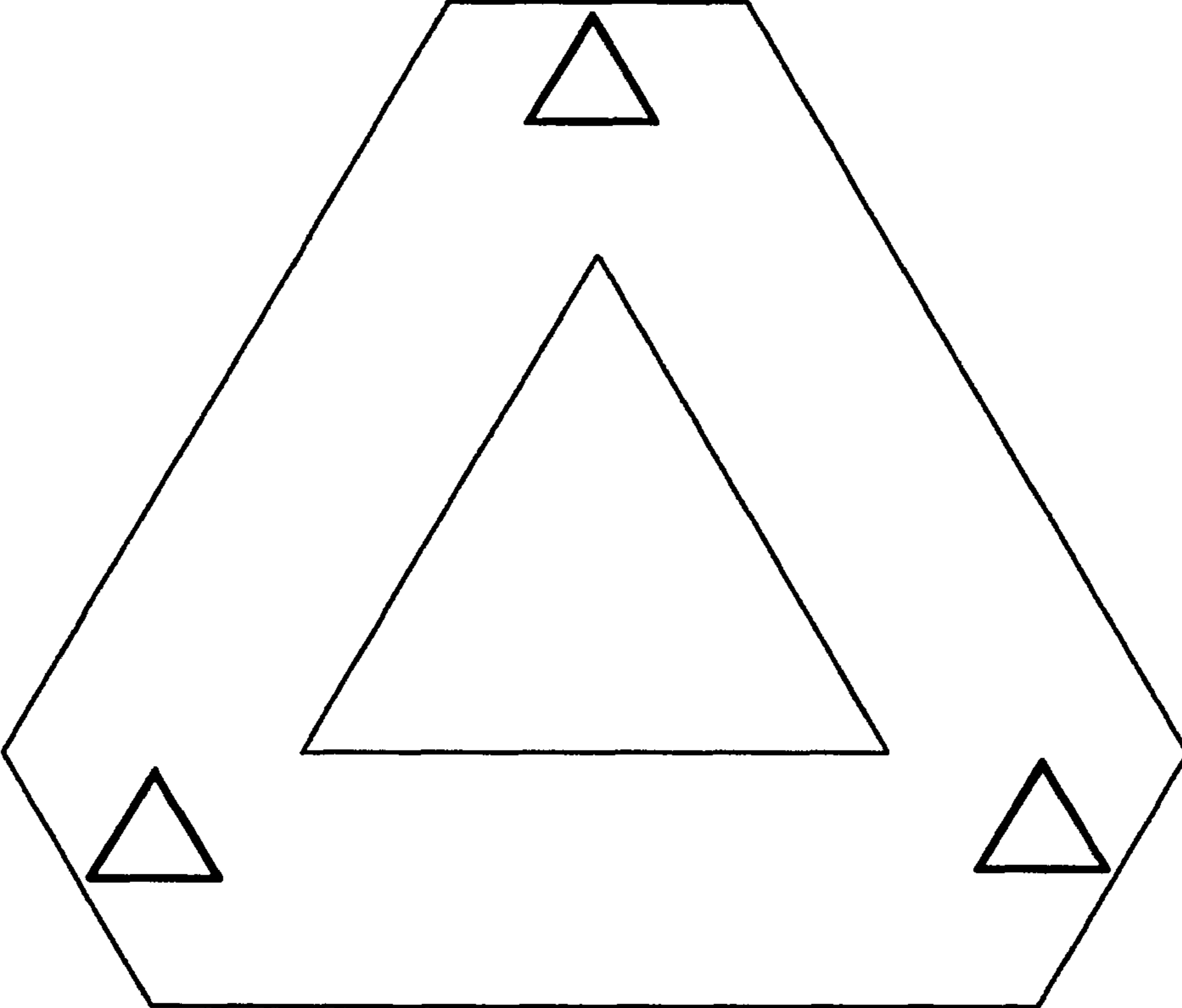


Fig. 1

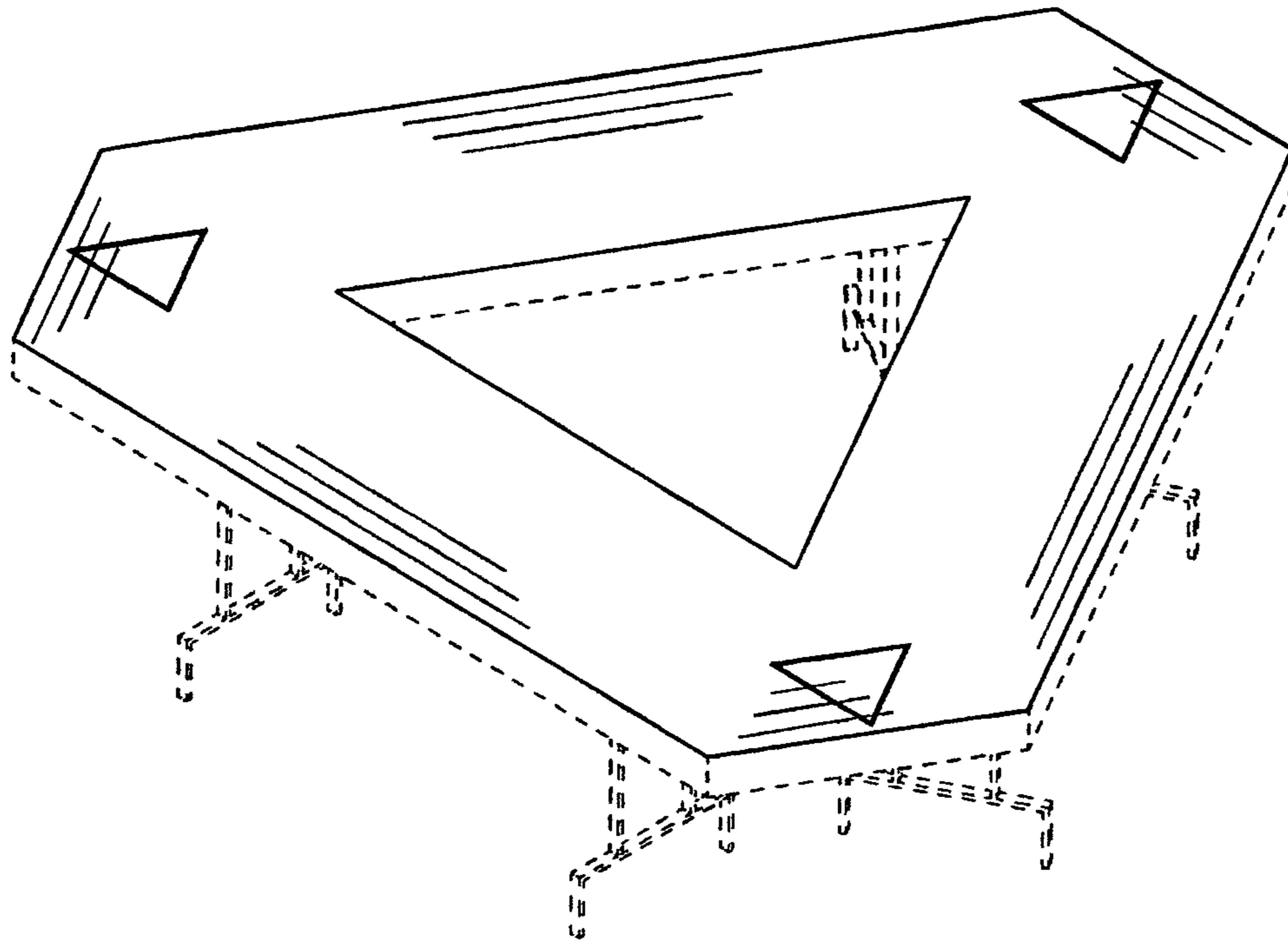


Fig. 2