



US00D704263S

(12) **United States Design Patent**
Pascale

(10) **Patent No.:** **US D704,263 S**

(45) **Date of Patent:** **** May 6, 2014**

(54) **YELLOW JACKET STATIONERY TAB**

D506,554 S * 6/2005 Sela et al. D24/216
D639,952 S * 6/2011 Dutschmann D24/158

* cited by examiner

(75) Inventor: **Steven Patrick Pascale**, San Clemente,
CA (US)

Primary Examiner — Elizabeth Albert

(73) Assignee: **Steven P. Pascale**, San Clemente, CA
(US)

(57) **CLAIM**

The ornamental design for a yellow jacket stationery tab, as shown and described.

(**) Term: **14 Years**

DESCRIPTION

(21) Appl. No.: **29/421,588**

FIG. 1 is a front view of the yellow jacket stationery tab in accordance with my new design,

(22) Filed: **Aug. 20, 2012**

FIG. 2 is a rear view of the yellow jacket stationery tab shown in FIG. 1;

(51) **LOC (10) Cl.** **19-99**

(52) **U.S. Cl.**
USPC **D19/99**

FIG. 3 is a perspective view of the yellow jacket stationery tab shown in FIG. 1;

(58) **Field of Classification Search**
USPC D1/106-110, 113; D11/78.1, 132-135,
D11/157, 158, 137, 162; D19/52, 65, 86,
D19/99, 100; D20/29-32, 35, 40; D21/606,
D21/611, 616, 618, 650, 652; 24/67 R, 67.1,
24/67.3, 67.9, 67.11, 552, 563, DIG. 8,
24/DIG. 9, DIG. 10; D9/630; D7/698, 699
See application file for complete search history.

FIG. 4 is a left side view of the yellow jacket stationery tab shown in FIG. 1;

FIG. 5 is a right side view of the yellow jacket stationery tab shown in FIG. 1;

FIG. 6 is a top view of the yellow jacket stationery tab shown in FIG. 1; and,

FIG. 7 is a bottom view of the yellow jacket stationery tab shown in FIG. 1.

The long and short broken lines around the inside edge of the yellow jacket stationery tab define the bounds of the claimed design and form no part thereof.

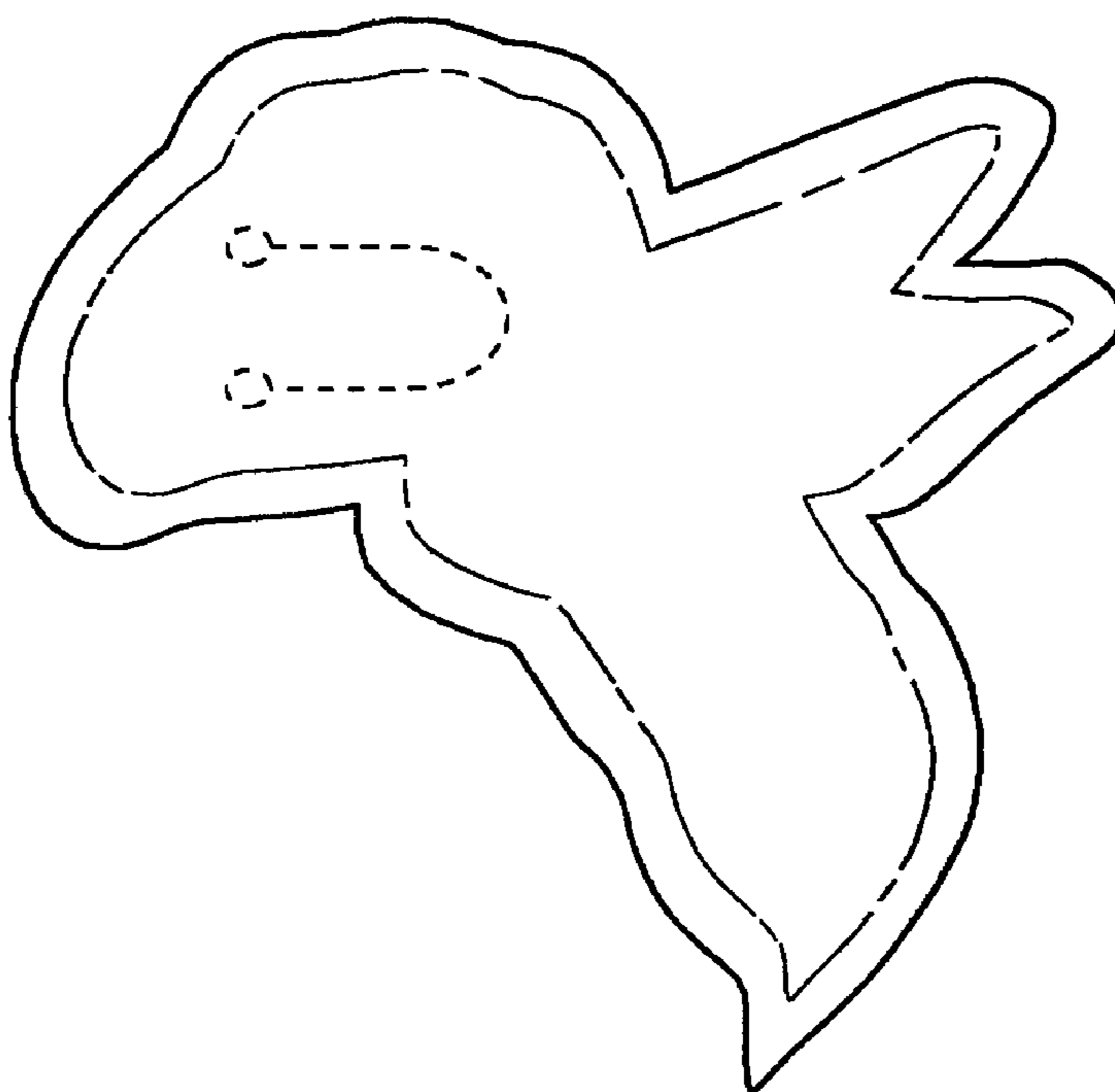
(56) **References Cited**

U.S. PATENT DOCUMENTS

D106,671 S * 10/1937 Mace D20/30
D169,633 S * 5/1953 Riddle D20/41
D256,601 S * 8/1980 Zacherle D21/606
D394,418 S * 5/1998 Schumacher et al. D11/162
D488,970 S * 4/2004 Kelleghan D8/38

The evenly spaced broken lines showing the clip and apertures in the middle of the yellow jacket stationery tab are included to show features that form no part of the claimed design.

1 Claim, 7 Drawing Sheets



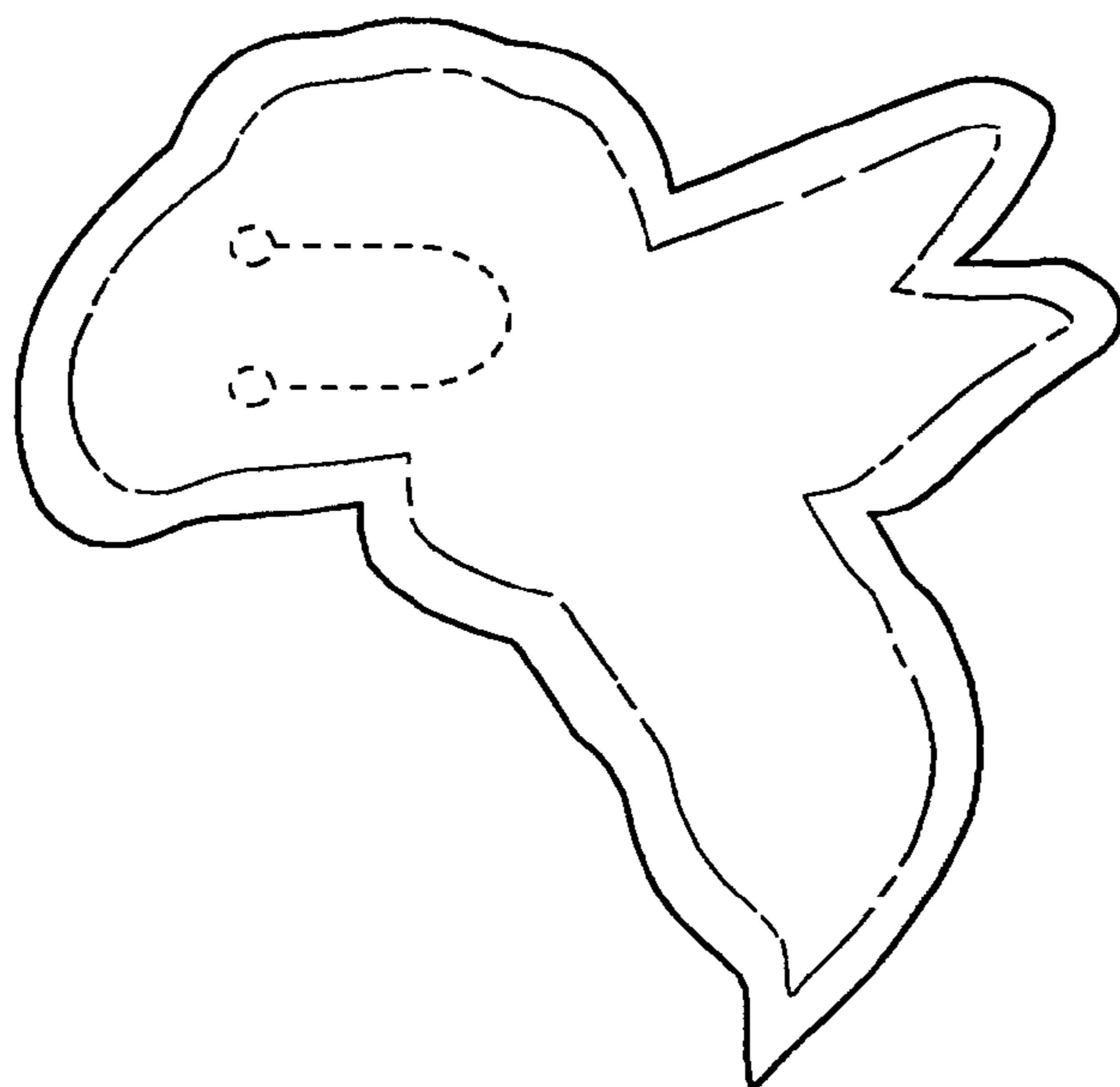


Fig. 1

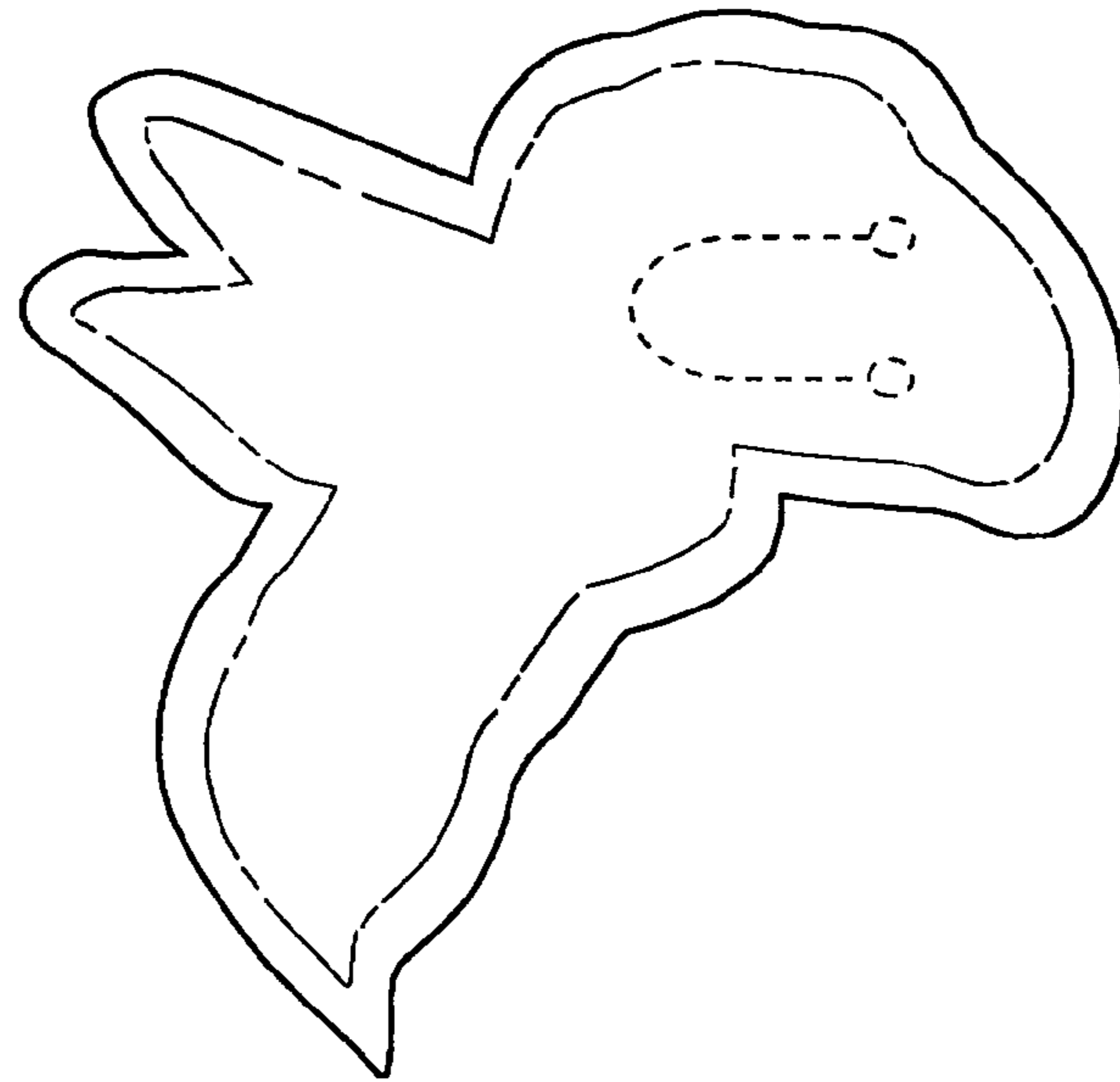


Fig. 2

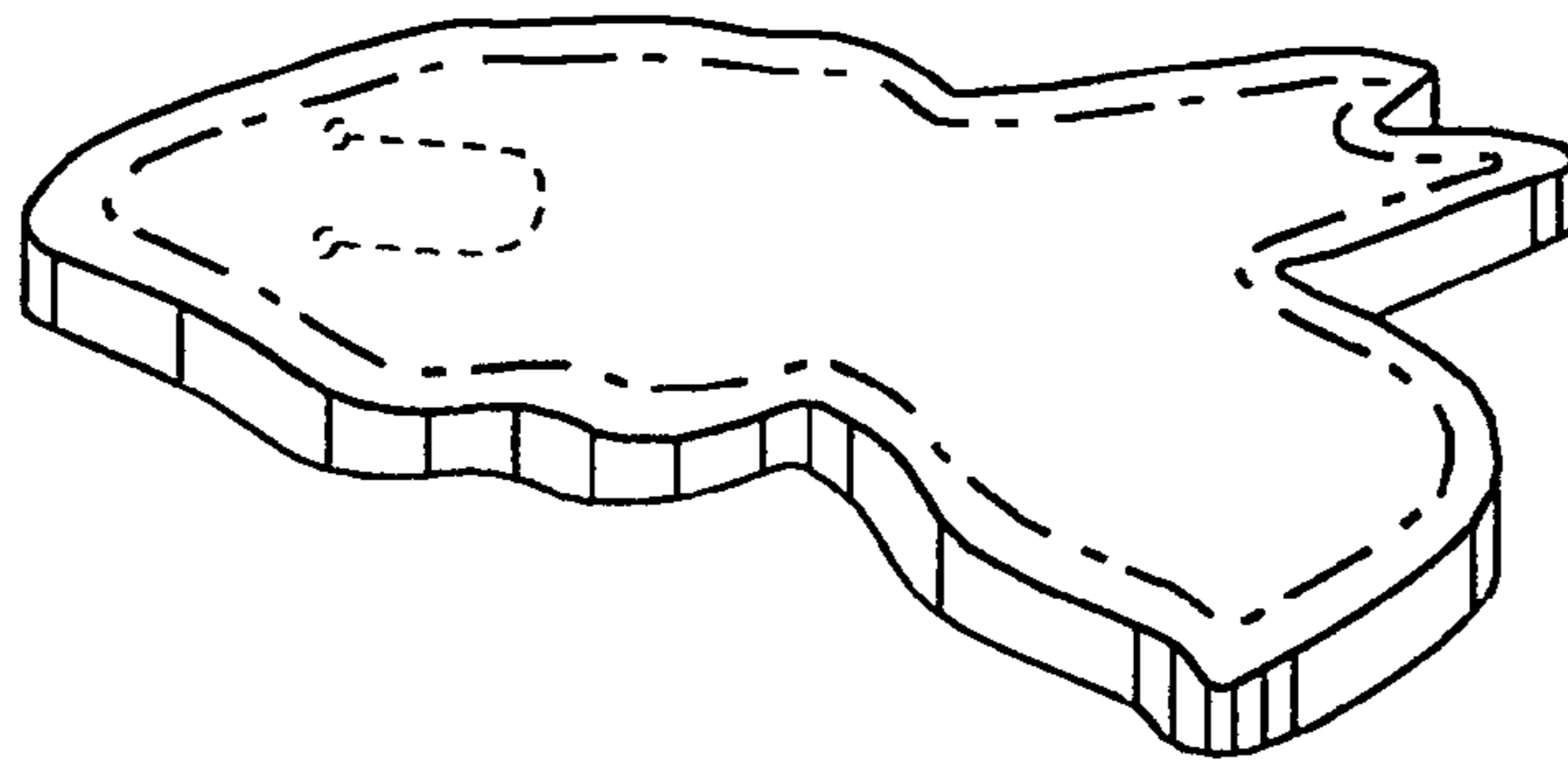


Fig. 3



Fig. 4



Fig. 5



Fig. 6



Fig. 7