



US00D704262S

(12) **United States Design Patent**
Pascale

(10) **Patent No.:** **US D704,262 S**

(45) **Date of Patent:** **** May 6, 2014**

(54) **EAGLE STATIONERY TAB**

(75) Inventor: **Steven Patrick Pascale**, San Clemente,
CA (US)

(73) Assignee: **Steven P. Pascale**, San Clemente, CA
(US)

(**) Term: **14 Years**

(21) Appl. No.: **29/421,585**

(22) Filed: **Aug. 20, 2012**

(51) **LOC (10) Cl.** **19-99**

(52) **U.S. Cl.**
USPC **D19/99**

(58) **Field of Classification Search**

USPC D1/106-110, 113; D11/78.1, 132-135,
D11/157, 158, 137, 162; D19/52, 65, 86,
D19/99, 100; D20/29-32, 35, 40; D21/606,
D21/611, 616, 618, 650, 652; 24/67 R, 67.1,
24/67.3, 67.9, 67.11, 552, 563, DIG. 8,
24/DIG. 9, DIG. 10; D7/698, 699

See application file for complete search history.

(56) **References Cited**

U.S. PATENT DOCUMENTS

D137,225 S * 2/1944 Ing D11/58
D193,620 S * 9/1962 Long D11/133
4,050,231 A * 9/1977 Lopez et al. 368/273
D273,483 S * 4/1984 Santa-Eulalia et al. D11/162
D356,637 S * 3/1995 El-Assir D23/367
D371,998 S * 7/1996 Denny D11/173
D379,000 S * 4/1997 Choi D12/213

D444,000 S * 6/2001 Jackson D6/419
D534,003 S * 12/2006 McNally D6/300
D540,045 S * 4/2007 McNally D6/300
D585,776 S * 2/2009 Cowen et al. D10/46.1
D667,884 S * 9/2012 Pascale D19/65

* cited by examiner

Primary Examiner — Elizabeth Albert

(57) **CLAIM**

The ornamental design for an eagle stationery tab, as shown and described.

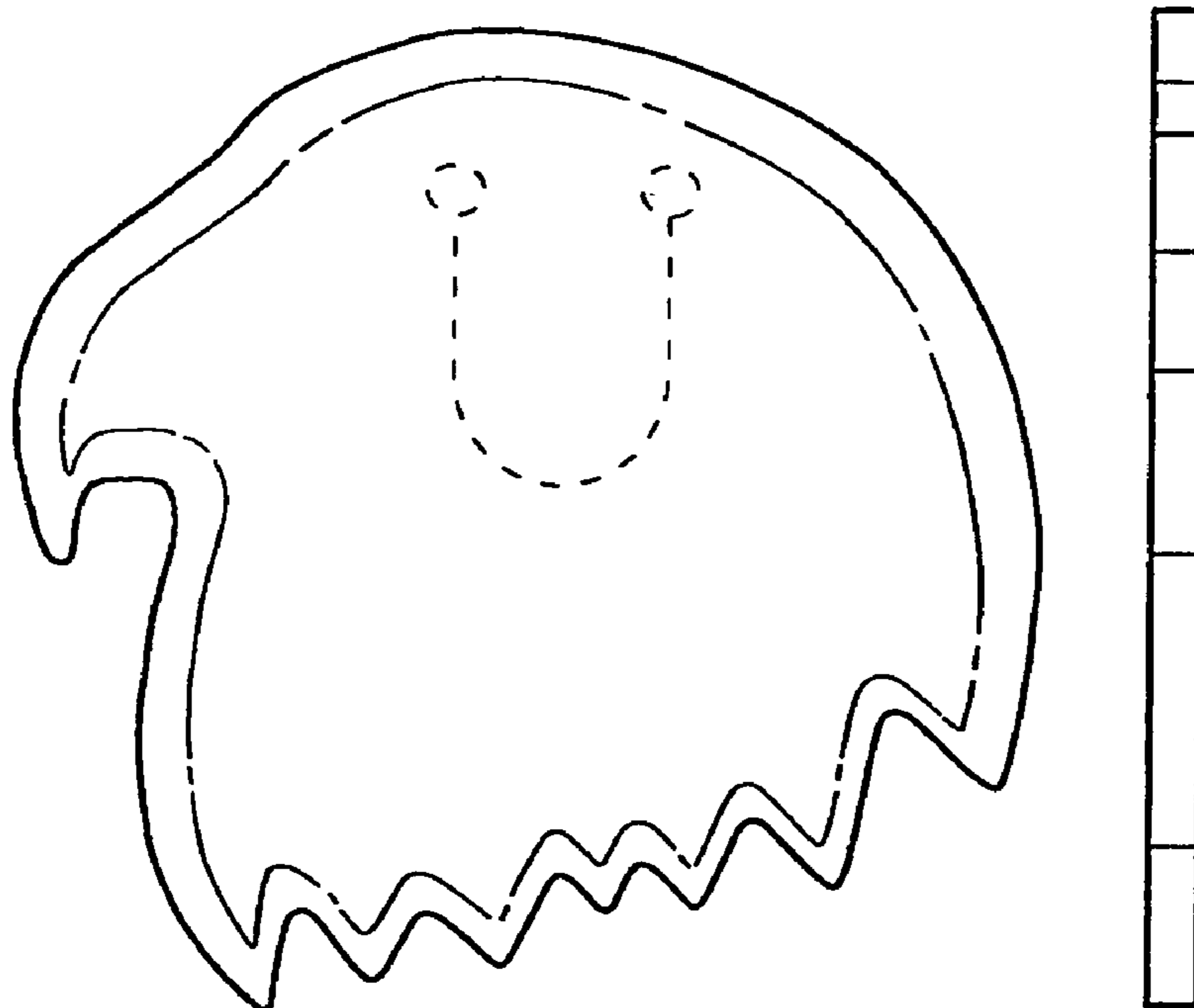
DESCRIPTION

FIG. 1 is a front view of the eagle stationery tab in accordance with my new design,
FIG. 2 is a rear view of the eagle stationery tab shown in FIG. 1;
FIG. 3 is a perspective view of the front of the eagle stationery tab shown in FIG. 1;
FIG. 4 is a left side view of the eagle stationery tab shown in FIG. 1;
FIG. 5 is a right side view of the eagle stationery tab shown in FIG. 1;
FIG. 6 is a top view of the eagle stationery tab shown in FIG. 1; and,
FIG. 7 is a bottom view of the eagle stationery tab shown in FIG. 1.

The long and short broken lines around the inside edge of the eagle stationery tab define the bounds of the claimed design and form no part thereof.

The evenly spaced broken lines showing the clip and apertures in the middle of the eagle stationery tab are included to show features that form no part of the claimed design.

1 Claim, 7 Drawing Sheets



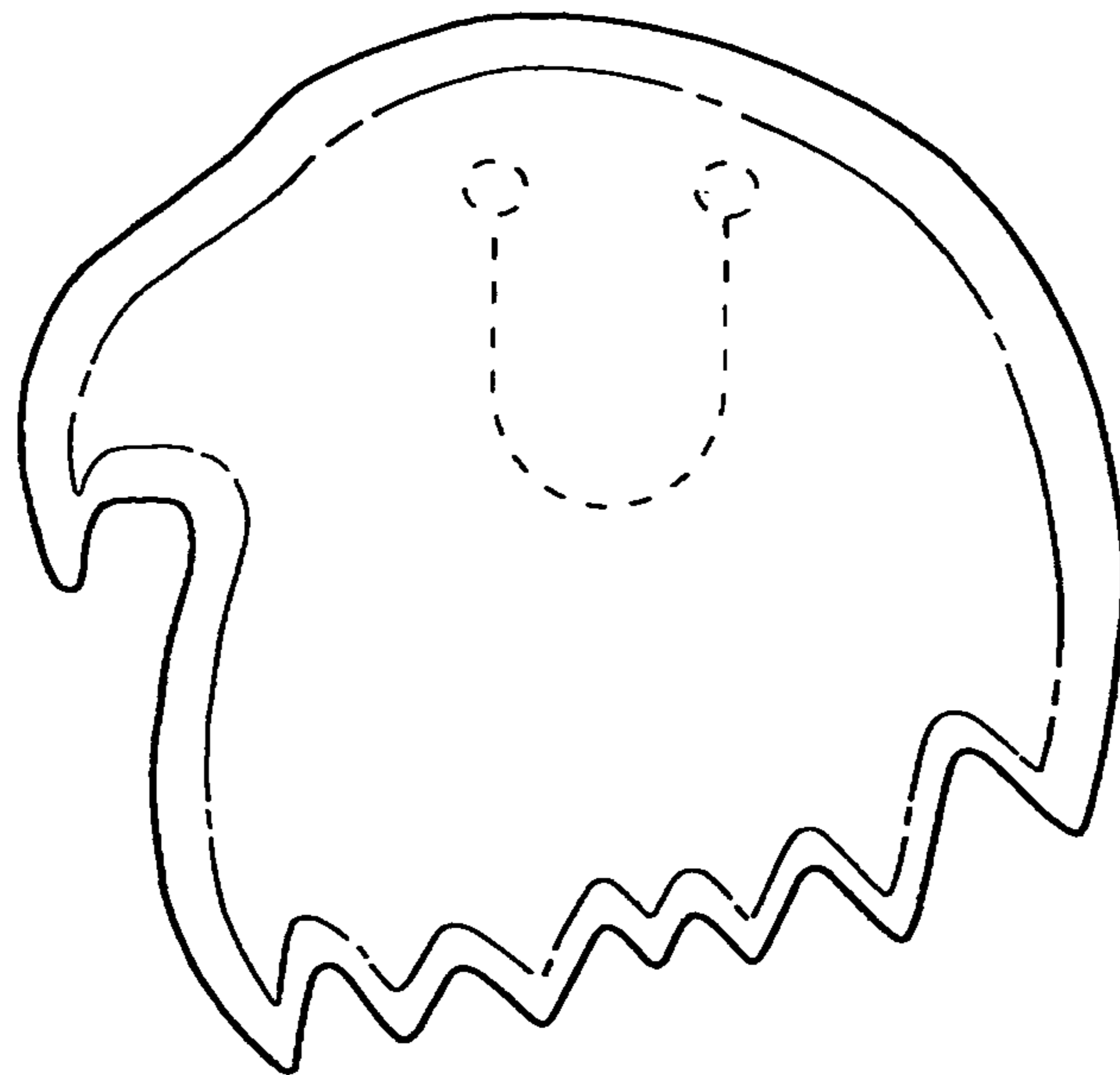


Fig. 1

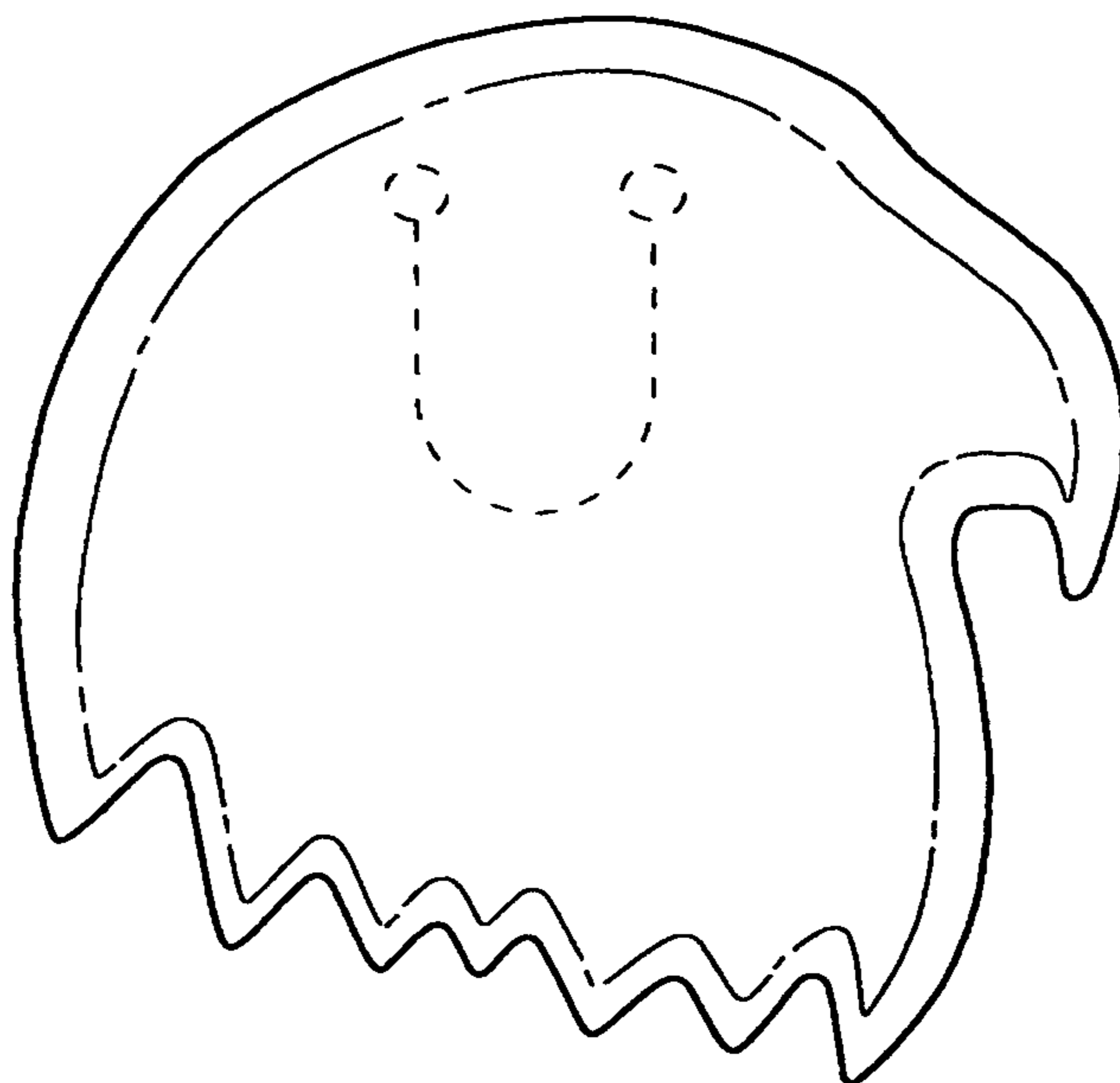


Fig. 2

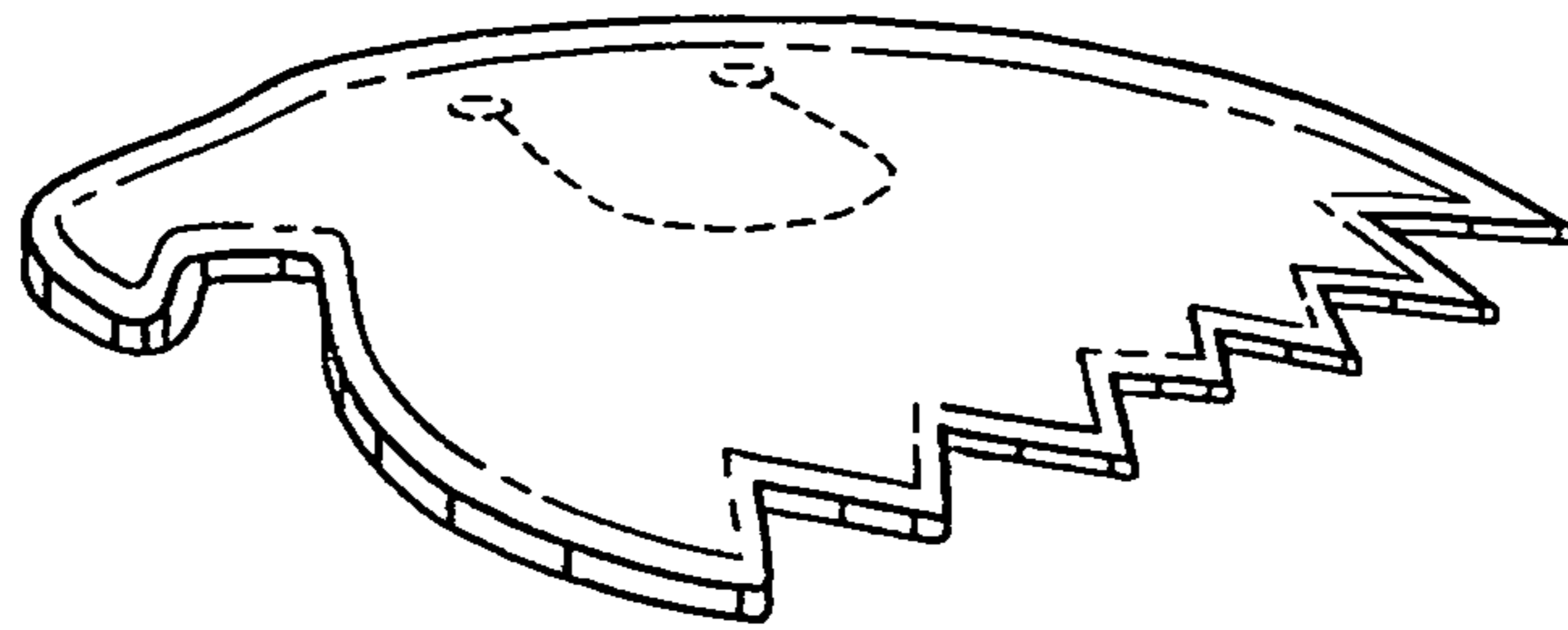


Fig. 3



Fig. 4



Fig. 5



Fig. 6



Fig. 7